



### Americas Highlights

**39 deals priced last week for \$10,177.1 M**

- In U.S. economic news, industrial production slipped 0.1% during Oct, slowing from the prior 0.8% advance, while capacity utilization shrank from 79.2% to 78.9%, both underperforming expectations.
- In labor news, initial claims fell to 291,000 from 293,000, higher than expectations, as continuing claims decreased to 2.330M, beating estimates of 2.380M.

### EMEA Highlights

**10 deals priced last week for \$10,772.4 M**

- The U.K. witnessed a 2.3% year-over-year increase to the Oct Retail Price Index, in line with consensus estimates. On a month-over-month basis, the Retail Price Index remained flat, below economists' predictions of a marginal 0.1% improvement, and behind a previous 0.2% increase.
- France's Markit Manufacturing PMI for Nov saw a slight dip from a previous 48.5 reading to 47.6, beneath economists' expectations of a 48.8 result. Conversely, the Markit Services PMI reached 48.8 in November, outpacing consensus forecasts of 48.5, and surpassing 48.3 from Oct.

### Asia-Pacific Highlights

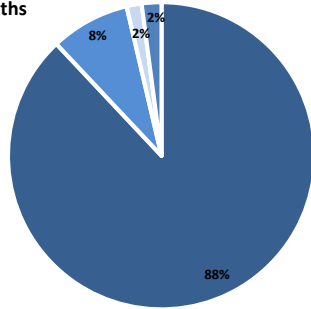
**26 deals priced last week for \$4,720.7 M**

- The People's Bank of China cut the one-year lending rate by 40 basis points to 5.6%, while the one-year deposit rate was reduced by 25 basis points to 2.75%. The discounted rate, marking the first reduction since Jul 2012, comes as China's economy is expected to have its weakest growth in almost 25 years.
- Taiwan export orders in Oct grew 13.4% year-over-year, higher than economists' forecasts of a 9.4% gain, and ahead of the 12.7% growth seen in Sept. Notably, shipments of transport equipment marked the biggest growth in the category with a 34.9% increase.

## Top Market Share By Exchange Country:

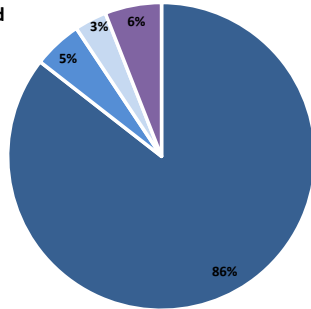
### Americas

Trailing 12 Months



United States Canada Mexico Other

Year-Ago Period

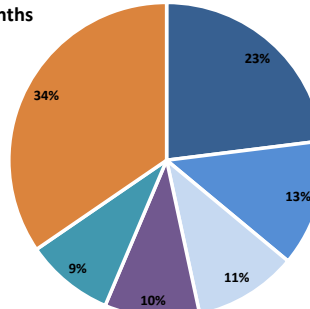


United States Canada Brazil Other

Rank	Country	TTM			Year-Ago TTM		
		Proceeds (\$M)	Market Share	# of Deals	Proceeds (\$M)	Market Share	# of Deals
1	United States	321,346.8	88.0%	1070	305,850.6	85.5%	1061
2	Canada	30,503.9	8.4%	180	18,298.4	5.1%	160
3	Mexico	5,764.4	1.6%	11	12,130.4	3.4%	19
4	Brazil	4,909.4	1.3%	15	12,138.3	3.4%	30
5	Chile	1,438.5	0.4%	5	9,156.5	2.6%	9
6	Colombia	1,242.3	0.3%	1	0.0	0.0%	0
7	Peru	0.0	0.0%	0	0.0	0.0%	0
<b>Subtotal</b>		<b>365,205.2</b>		<b>1,282</b>	<b>357,574.2</b>		<b>1,279</b>

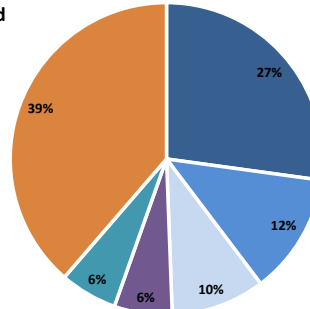
### EMEA

Trailing 12 Months



United Kingdom Germany France Spain Italy Other

Year-Ago Period

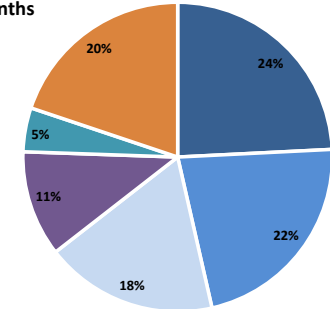


United Kingdom Germany France Greece Italy Other

Rank	Country	TTM			Year-Ago TTM		
		Proceeds (\$M)	Market Share	# of Deals	Proceeds (\$M)	Market Share	# of Deals
1	United Kingdom	60,329.1	23.0%	221	54,867.8	27.2%	147
2	Germany	34,085.6	13.0%	56	25,304.7	12.5%	41
3	France	27,758.0	10.6%	55	19,596.5	9.7%	36
4	Spain	25,537.5	9.7%	27	10,079.2	5.0%	16
5	Italy	23,772.8	9.1%	45	11,967.8	5.9%	30
6	Netherlands	11,627.4	4.4%	18	9,408.3	4.7%	14
7	Portugal	8,328.8	3.2%	12	4,261.4	2.1%	6
8	South Africa	7,419.5	2.8%	30	2,244.6	1.1%	11
9	Greece	7,254.4	2.8%	8	12,120.8	6.0%	7
10	Saudi Arabia	6,871.0	2.6%	7	509.1	0.3%	4
11	Switzerland	6,807.4	2.6%	22	5,091.2	2.5%	17
12	Sweden	5,760.5	2.2%	25	8,386.3	4.2%	17
13	Norway	4,653.6	1.8%	23	4,386.6	2.2%	16
14	Denmark	4,381.1	1.7%	5	4,417.9	2.2%	9
15	Finland	4,375.6	1.7%	13	639.6	0.3%	3
<b>Subtotal</b>		<b>262,040.8</b>		<b>652</b>	<b>201,920.6</b>		<b>450</b>

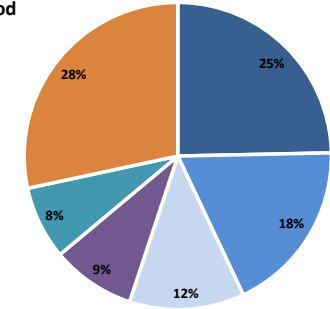
### Asia-Pacific

Trailing 12 Months



China Hong Kong Australia Japan South Korea Other

Year-Ago Period



Hong Kong Japan China Australia India Other

Rank	Country	TTM			Year-Ago TTM		
		Proceeds (\$M)	Market Share	# of Deals	Proceeds (\$M)	Market Share	# of Deals
1	China	60,173.3	24.2%	315	25,184.1	12.1%	70
2	Hong Kong	55,257.2	22.2%	220	51,294.8	24.7%	144
3	Australia	44,848.0	18.0%	175	18,362.6	8.8%	130
4	Japan	27,524.2	11.1%	70	38,083.6	18.3%	66
5	South Korea	11,416.3	4.6%	73	8,137.4	3.9%	49
6	India	10,769.2	4.3%	54	16,043.5	7.7%	81
7	Malaysia	8,352.9	3.4%	35	4,500.0	2.2%	17
8	Thailand	7,824.1	3.1%	31	9,199.3	4.4%	28
9	Singapore	6,183.8	2.5%	26	12,265.1	5.9%	57
10	Taiwan	5,668.3	2.3%	40	5,276.0	2.5%	30
11	Philippines	4,837.1	1.9%	16	7,718.1	3.7%	30
12	Indonesia	3,105.8	1.2%	23	5,117.0	2.5%	31
13	New Zealand	1,793.8	0.7%	13	6,721.9	3.2%	20
14	Pakistan	543.4	0.2%	2	0.0	0.0%	0
15	Viet Nam	236.0	0.1%	7	0.0	0.0%	0
<b>Subtotal</b>		<b>248,575.0</b>		<b>1,102</b>	<b>207,961.9</b>		<b>755</b>

## Priced Deals - Industry Ranking

## Backlog Deals - Industry Ranking

## Americas

Rank	Industry	TTM			Year-Ago TTM		
		Proceeds (\$M)	Market Share (%)	# of Deals	Proceeds (\$M)	Market Share (%)	# of Deals
1	Financials	82,458.6	22.4%	315	92,259.3	27.9%	348
2	Consumer Services	64,907.9	17.6%	114	42,046.9	12.7%	122
3	Energy	61,062.9	16.6%	192	49,701.8	15.0%	163
4	Technology	47,280.4	12.8%	144	40,622.2	12.3%	142
5	Healthcare	39,259.8	10.7%	286	34,638.8	10.5%	201
6	Industrials	26,881.1	7.3%	107	18,052.3	5.5%	93
7	Consumer Goods	20,830.6	5.7%	49	18,292.7	5.5%	50
8	Utilities	14,593.1	4.0%	32	15,496.0	4.7%	33
9	Basic Materials	10,737.5	2.9%	58	19,751.5	6.0%	56
<b>Total</b>		<b>368,011.8</b>		<b>1,297</b>	<b>330,861.6</b>		<b>1,208</b>

Rank	Industry	Current Backlog			Year-Ago Backlog		
		Proceeds (\$M)	Market Share (%)	# of Deals	Proceeds (\$M)	Market Share (%)	# of Deals
1	Financials	5,100.7	26.2%	27	41,792.7	25.8%	177
2	Energy	4,976.3	25.6%	17	27,572.1	17.0%	109
3	Consumer Goods	1,809.7	9.3%	9	11,442.5	7.1%	34
4	Consumer Services	1,725.0	8.9%	8	0.0	0.0%	0
5	Basic Materials	1,655.7	8.5%	5	9,683.1	6.0%	29
6	Healthcare	1,388.0	7.1%	22	17,359.4	10.7%	110
7	Industrials	1,142.8	5.9%	7	22,085.3	13.6%	66
8	Technology	901.4	4.6%	8	26,493.5	16.3%	103
9	Utilities	776.1	4.0%	3	5,670.1	3.5%	16
<b>Total</b>		<b>19,475.7</b>		<b>106</b>	<b>162,098.7</b>		<b>644</b>

## EMEA

Rank	Industry	TTM			Year-Ago TTM		
		Proceeds (\$M)	Market Share (%)	# of Deals	Proceeds (\$M)	Market Share (%)	# of Deals
1	Financials	119,327.4	45.1%	243	88,923.6	47.9%	166
2	Industrials	34,488.1	13.0%	97	26,903.8	14.5%	61
3	Consumer Services	32,634.9	12.3%	92	17,938.4	9.7%	56
4	Technology	29,256.2	11.0%	68	17,533.7	9.4%	40
5	Utilities	14,340.0	5.4%	23	7,906.5	4.3%	14
6	Consumer Goods	12,407.2	4.7%	35	6,021.7	3.2%	24
7	Energy	9,944.8	3.8%	41	7,437.0	4.0%	32
8	Basic Materials	6,686.2	2.5%	24	9,758.9	5.3%	22
9	Healthcare	5,783.6	2.2%	42	3,343.1	1.8%	20
<b>Total</b>		<b>264,868.3</b>		<b>665</b>	<b>185,766.7</b>		<b>435</b>

Rank	Industry	Current Backlog			Year-Ago Backlog		
		Proceeds (\$M)	Market Share (%)	# of Deals	Proceeds (\$M)	Market Share (%)	# of Deals
1	Financials	11,012.8	29.7%	31	94,728.2	63.1%	138
2	Industrials	6,720.5	18.2%	11	18,443.9	12.3%	48
3	Consumer Services	4,592.6	12.4%	18	0.0	0.0%	0
4	Basic Materials	4,507.3	12.2%	6	7,424.6	4.9%	14
5	Energy	3,377.0	9.1%	4	6,205.4	4.1%	27
6	Technology	2,385.8	6.4%	6	12,551.0	8.4%	37
7	Consumer Goods	2,384.9	6.4%	5	3,020.0	2.0%	19
8	Utilities	1,646.1	4.4%	1	4,795.6	3.2%	15
9	Healthcare	400.3	1.1%	4	2,868.5	1.9%	17
<b>Total</b>		<b>37,027.3</b>		<b>86</b>	<b>150,037.2</b>		<b>315</b>

## Asia-Pacific

Rank	Industry	TTM			Year-Ago TTM		
		Proceeds (\$M)	Market Share (%)	# of Deals	Proceeds (\$M)	Market Share (%)	# of Deals
1	Financials	72,625.3	28.9%	241	81,006.1	41.5%	216
2	Industrials	43,612.0	17.4%	206	14,691.0	7.5%	86
3	Consumer Goods	30,393.4	12.1%	163	27,635.2	14.2%	77
4	Technology	23,336.2	9.3%	129	11,251.9	5.8%	66
5	Consumer Services	20,555.4	8.2%	126	19,706.5	10.1%	88
6	Basic Materials	18,040.4	7.2%	89	9,563.7	4.9%	58
7	Energy	16,342.7	6.5%	62	12,322.8	6.3%	54
8	Utilities	15,020.0	6.0%	32	13,051.3	6.7%	29
9	Healthcare	11,179.1	4.5%	63	6,009.5	3.1%	47
<b>Total</b>		<b>251,104.4</b>		<b>1,111</b>	<b>195,238.1</b>		<b>721</b>

Rank	Industry	Current Backlog			Year-Ago Backlog		
		Proceeds (\$M)	Market Share (%)	# of Deals	Proceeds (\$M)	Market Share (%)	# of Deals
1	Industrials	67,995.9	29.6%	79	21,562.0	11.9%	123
2	Financials	64,594.0	28.1%	97	65,632.0	36.1%	247
3	Consumer Goods	23,764.7	10.3%	77	25,590.3	14.1%	110
4	Basic Materials	20,919.1	9.1%	47	14,937.8	8.2%	79
5	Energy	17,517.3	7.6%	31	8,139.8	4.5%	57
6	Technology	12,956.3	5.6%	58	24,132.7	13.3%	82
7	Consumer Services	12,845.9	5.6%	66	0.0	0.0%	0
8	Healthcare	6,151.0	2.7%	44	8,785.1	4.8%	56
9	Utilities	3,092.6	1.3%	12	12,797.7	7.0%	26
<b>Total</b>		<b>229,836.8</b>		<b>511</b>	<b>181,577.3</b>		<b>780</b>

\* Multi-tranche offerings are counted as a single deal for aggregate deal counts

## Market Performance

## Americas

	Close	1-Week Change	YTD Change	52 Wk High	52 Wk Low
DJ Industrial Average	17,810.06	0.99%	7.44%	17,894.83	15,340.69
S&P 500	2,063.50	1.16%	11.64%	2,071.46	1,737.92
NASDAQ Composite Index	4,712.97	0.52%	12.84%	4,751.60	3,946.03
PHLX / Semiconductor	662.95	2.69%	23.91%	665.27	500.65
CBOE Market Volatility Index	12.90	-3.08%	-5.98%	31.06	10.28
S&P/TSX Composite	15,111.13	1.81%	10.94%	15,685.13	13,059.74
Mexico IPC	44,633.28	2.91%	4.46%	46,554.28	37,751.64
Brazil Bovespa Index	56,084.04	8.33%	8.89%	62,304.88	44,904.83
Colombia IGBC	12,949.38	0.13%	-0.93%	14,766.70	11,847.58

## EMEA

	Close	1-Week Change	YTD Change	52 Wk High	52 Wk Low
Euro STOXX 50	3,194.22	4.39%	2.74%	3,325.50	2,789.63
FTSE 100	6,750.76	1.45%	0.02%	6,904.86	6,072.68
France CAC 40	4,347.23	3.44%	1.19%	4,598.65	3,789.11
Germany DAX (TR)	9,732.55	5.18%	1.89%	10,050.98	8,354.97
Spain IBEX 35	10,520.80	3.67%	6.09%	11,249.40	9,232.10
FTSE MIB	19,954.51	5.22%	5.20%	22,590.18	17,555.77
Netherlands AEX	423.46	2.79%	5.39%	425.84	366.84
OMX Stockholm All-Share	465.31	1.92%	9.83%	467.20	397.81
Ireland ISEQ Overall	4,970.47	4.76%	9.50%	5,195.97	4,275.26
Israel TA-100	1,292.62	0.24%	7.03%	1,319.29	1,178.59
DJ DIFC Arabia Titans 50	346.95	-0.05%	15.59%	367.71	287.07
FTSE JSE All Share	50,855.09	0.51%	9.94%	52,323.61	42,921.45

## Asia-Pacific

	Close	1-Week Change	YTD Change	52 Wk High	52 Wk Low
Japan Nikkei 225	17,357.51	-0.76%	6.54%	17,520.54	13,885.11
Hang Seng Index	23,437.12	-2.70%	0.56%	25,362.98	21,137.61
SSE Composite Index	2,486.79	0.32%	17.52%	2,546.75	1,974.38
S&P ASX 200	5,304.30	-2.75%	-0.89%	5,679.50	5,028.20
India S&P BSE SENSEX	28,334.63	1.03%	33.84%	28,541.96	19,963.12
KOSPI Composite Index	1,964.84	1.01%	-2.31%	2,093.08	1,885.53
New Zealand NZX 50(CAP)	2,876.94	0.14%	11.65%	2,899.02	2,541.54

## Rates and Bonds

	Close	1-Week Change	YTD Change	52 Wk High	52 Wk Low
United States Treasury Note (2 Y) Yield	0.01%	-97.26%	-96.05%	0.59%	0.01%
United States Treasury Bond (10 Y) Yield	2.32%	0.09%	-22.93%	3.01%	2.09%
United States Treasury Bond (30 Y) Yield	3.02%	0.86%	-23.45%	3.94%	2.88%
United States Dollar Libor Rate (30 Day)	0.16%	-0.19%	-7.57%	0.17%	0.15%
United States Dollar Libor Rate (90 Day)	0.23%	-0.34%	-5.36%	0.25%	0.22%
United States Dollar Libor Rate (180 Day)	0.33%	-0.79%	-5.55%	0.35%	0.32%

## Commodities

	Close	1-Week Change	YTD Change	52 Wk High	52 Wk Low
GS Commodity (CME) Continuous	524.80	0.39%	-17.10%	668.95	513.00
Crude Oil (NYM \$/bbl) Continuous	76.51	0.91%	-22.26%	107.03	74.21
Natural Gas (NYM \$/btu) Continuous	4.42	6.98%	5.34%	6.15	3.55
High Grade Copper (NYM \$/lbs) Continuous	3.03	-0.49%	-10.75%	3.40	2.92
Gold (NYM \$/ozt) Continuous	1,197.70	1.02%	-0.38%	1,382.50	1,142.60
Silver (NYM \$/ozt) Continuous	16.40	0.50%	-15.36%	22.05	15.41
Sugar #11 (IFUS \$/lbs) Continuous	0.16	1.19%	-1.95%	0.19	0.14
Coffee (IFUS \$/lbs) Continuous	1.91	-2.88%	72.27%	2.26	1.06
Cotton #2 (IFUS \$/lbs) Continuous	0.60	-0.18%	-29.68%	0.97	0.59

## Foreign Exchange

	USD	EUR	GBP	JPY	CAD	CHF	BRL	CNY	AUD	INR	ZAR	NZD
USD	1.0000	0.8056	0.6378	117.5650	1.1228	0.9684	2.5218	6.1249	1.1516	61.8000	10.9308	1.2676
EUR	1.2413	1.0000	0.7917	145.9334	1.3937	1.2021	3.1303	7.6028	1.4295	76.7123	13.5683	1.5735
GBP	1.5678	1.2630	1.0000	184.3184	1.7603	1.5183	3.9537	9.6026	1.8055	96.8900	17.1372	1.9873
JPY	0.0085	0.0069	0.0054	1.0000	0.0096	0.0082	0.0215	0.0521	0.0098	0.5257	0.0930	0.0108
CAD	0.8906	0.7175	0.5681	104.7070	1.0000	0.8625	2.2460	5.4550	1.0257	55.0410	9.7353	1.1290
CHF	1.0326	0.8319	0.6587	121.4013	1.1594	1.0000	2.6041	6.3248	1.1892	63.8166	11.2874	1.3090
BRL	0.3965	0.3195	0.2529	46.6195	0.4452	0.3840	1.0000	2.4288	0.4567	24.5063	4.3345	0.5027
CNY	0.1633	0.1315	0.1041	19.1946	0.1833	0.1581	0.4117	1.0000	0.1880	10.0900	1.7846	0.2070
AUD	0.8684	0.6995	0.5539	102.0876	0.9750	0.8409	1.0000	5.3186	1.0000	53.6640	9.4917	1.1007
INR	0.0162	0.0130	0.0103	1.9023	0.0182	0.0157	0.1880	0.0991	0.0186	1.0000	0.1769	0.0205
ZAR	0.0915	0.0737	0.0584	10.7554	0.1027	0.0886	1.0000	0.5603	0.1054	5.6538	1.0000	0.1160
NZD	0.7889	0.6355	0.5032	92.7470	0.8858	0.7640	2.0000	4.8319	0.9085	48.7540	8.6233	1.0000

## Report Methodology:

- Regions are based on exchange country
- Includes all deals raising over \$20 million in aggregate proceeds (U.S. dollars)
- Excludes PIPEs and Best Efforts offerings
- Excludes closed-end funds
- All percentage changes exclude currency effects
- All deals statistics are quoted using most current exchange rate before pricing

\*As of Aug. 2012, multi-tranche offerings will be counted as a single deal for aggregate deal counts

Ipreo Capital Markets Analytics is a consultative service focused on providing strategic intelligence on the equity capital markets. Our dedicated team of experienced analysts combine best-of-breed data and innovative solutions to help clients understand the new issuance market and win mandates for both marketed and non-marketed deals.

## Americas - Priced Deals

## IPOs:

Offer Date	Trade Date	Issuer	Share Type	144A Offering	Proceeds (\$M)	Shares Offered (M)	Offer Price (\$)	Latest File Range	Domicile Country	Exchange Country	Industry	Bookrunner(s)	Price Performance % Change		
													Midpoint / Offer	Offer / 1 Day	Offer / Current
11/20/14	11/21/14	Neff Corp.	Ord Shares		157.1	10.5	15.00	20.00 - 22.00	USA	USA	Consumer Svcs.	MS, JEFFER, PIPER, BAML	(28.6)	(1.0)	(1.0)
11/20/14	11/21/14	Peak Resorts, Inc.	Ord Shares		90.0	10.0	9.00	9.00 - 11.00	USA	USA	Consumer Svcs.	FBR, STFL, RBAIRD	(10.0)	-	-
11/19/14	11/20/14	Cnova N.V.	Ord Shares		187.6	26.8	7.00	12.50 - 14.00	NLD	USA	Consumer Svcs.	MS, JPM, BAML, CS, DB	(47.2)	2.1	8.7
11/19/14	11/20/14	The Habit Restaurants, Inc.	Ord Shares		90.0	5.0	18.00	14.00 - 16.00	USA	USA	Consumer Svcs.	PIPER, RBAIRD, WFC, RAYMND	20.0	119.7	103.3
11/19/14	11/20/14	Neothetics, Inc	Ord Shares		65.1	4.7	14.00	13.00 - 15.00	USA	USA	Healthcare	PIPER, GUGGEN	0.0	(14.3)	(19.6)
11/18/14	11/19/14	Paramount Group, Inc.	Ord Shares		2,636.4	150.7	17.50	16.00 - 19.00	USA	USA	Financials	BAML, MS, WFC, DB	0.0	3.9	5.3
11/18/14	11/19/14	Second Sight Medical Products, Inc.	Ord Shares		31.5	3.5	9.00	9.00 - 9.00	USA	USA	Healthcare	MDBC	0.0	121.9	134.9
11/18/14	11/18/14	eHi Car Services Ltd.	ADR		120.0	10.0	12.00	12.00 - 14.00	CHN	USA	Consumer Svcs.	JPM, GS	(7.7)	(2.5)	0.0
11/17/14	11/18/14	STORE Capital Corp	Ord Shares		585.1	31.6	18.50	17.00 - 19.00	USA	USA	Financials	GS, CS, MS	2.8	5.4	7.3
				<b>Proceeds:</b>	<b>\$3,962.8</b>							<b>Mean:</b>	<b>(7.9)</b>	<b>29.4</b>	<b>29.9</b>
				<b>Deals:</b>	<b>9</b>							<b>Median:</b>	<b>0.0</b>	<b>3.0</b>	<b>6.3</b>

## Follow-ons:

Offer Date	Trade Date	Issuer	Share Type	144A Offering	Proceeds (\$M)	Shares Offered (M)	Offer Price (\$)	Accelerated Deal	Domicile Country	Exchange Country	Industry	Bookrunner(s)	Price Performance % Change		
													Latest File / Offer	Last Trade / Offer	Offer / Current
11/21/14	11/21/14	TCP Capital Corp.	Ord Shares		100.6	5.9	17.05	✓	USA	USA	Financials	DB, BAML, RAYMND, KEEFE, RBC	(2.4)	(2.4)	(1.8)
11/20/14	11/21/14	Lexicon Pharmaceuticals, Inc.	Ord Shares		50.0	49.8	1.01	✓	USA	USA	Healthcare	JPM, GS	(19.6)	0.5	(5.5)
11/20/14	11/21/14	Endurance International Group Holdings, Inc.	Ord Shares		188.5	13.0	14.50		USA	USA	Technology	GS, CS, MS, WFC	(7.6)	(1.2)	18.1
11/20/14	11/21/14	Perrigo Company plc	Ord Shares		900.0	5.9	152.00	✓	IRL	USA	Healthcare	JPM, BRCLY, BAML	(4.3)	(1.5)	1.6
11/20/14	11/21/14	Elkwater Resources, LTD	Subscript Rcpt		79.6	240.0	0.33		CAN	CAN	Energy	DESJARD, TDSEC, FIRSTENE	0.0	-	-
11/20/14	11/20/14	Autohome Inc.	ADR		361.3	8.5	42.50		CHN	USA	Technology	DB, GS	(1.1)	(1.8)	0.5
11/20/14	11/20/14	Independence Realty Trust, Inc.	Ord Shares		57.6	6.0	9.60	✓	USA	USA	Financials	DB	(2.9)	(2.9)	(2.1)
11/20/14	11/20/14	Walker & Dunlop, Inc.	Ord Shares		31.0	2.0	15.50		USA	USA	Financials	MS	(5.1)	(5.1)	(0.3)
11/19/14	12/10/14	K-Bro Linen, Inc.	Ord Shares		26.7	0.7	36.60		CAN	CAN	Industrials	TDSEC	(5.6)	(4.4)	6.5
11/19/14	11/20/14	Kindred Healthcare, Inc.	Ord Shares		98.8	5.0	19.75		USA	USA	Healthcare	CITI, JPM, GUGGEN, MS	(0.9)	(0.1)	4.6
11/19/14	11/20/14	El Pollo Loco Holdings, Inc.	Ord Shares		162.0	6.0	27.00		USA	USA	Consumer Svcs.	JEFFER, MS, RBAIRD, WBLAIR	(21.4)	(8.8)	4.3
11/19/14	11/20/14	Rockwell Medical Technologies, Inc.	Ord Shares		58.5	6.5	9.00		USA	USA	Healthcare	BAML	(14.9)	(8.3)	0.1
11/19/14	11/20/14	GoPro, Inc.	Ord Shares		777.0	10.4	75.00		USA	USA	Consumer Goods	JPM, BRCLY, MS, CITI	(8.0)	(5.2)	(5.7)
11/19/14	11/20/14	Essent Group Ltd.	Ord Shares		307.1	13.8	22.25		BMU	USA	Financials	GS, JPM, BAML, BRCLY, CS, MACQUARIE	(6.4)	(0.8)	8.5
11/19/14	11/20/14	Continental Building Products, Inc.	Ord Shares		118.7	8.1	14.75		USA	USA	Industrials	CITI, CS, RBC, BRCLY, DB	(8.9)	(2.7)	12.5
11/19/14	11/20/14	La Quinta Holdings Inc.	Ord Shares		460.0	23.0	20.00		USA	USA	Consumer Svcs.	JPM, MS, DB, CS, CITI, BAML, WFC, GS	(0.2)	(0.7)	6.0
11/19/14	11/20/14	Covenant Transportation Group, Inc.	Ord Shares		58.1	2.6	22.00		USA	USA	Industrials	STEPHENS, BBT	(1.0)	(6.1)	11.3
11/18/14	12/10/14	ProMetic Life Sciences Inc.	Ord Shares		22.2	13.2	1.68		CAN	CAN	Healthcare	CANACC	(8.7)	(9.5)	6.8
11/18/14	11/19/14	Amicus Therapeutics, Inc.	Ord Shares		90.0	13.9	6.50		USA	USA	Healthcare	JPM	(3.0)	(3.7)	7.2
11/18/14	11/19/14	CorEnergy Infrastructure Trust, Inc.	Ord Shares		101.7	15.0	6.80		USA	USA	Financials	BAML, WFC	(5.9)	0.0	2.1
11/18/14	11/19/14	Moelis & Co.	Ord Shares		174.6	5.5	31.75		USA	USA	Financials	GS, MS, MOELIS, JPM, UBS	(7.2)	(0.3)	0.3
11/18/14	11/19/14	Receptos, Inc.	Ord Shares		360.0	3.6	100.00		USA	USA	Healthcare	CS, LEERINK, EVERCORE, BMO	(4.0)	(2.9)	19.2
11/18/14	11/18/14	Pinnacle Foods Inc.	Ord Shares		650.0	20.0	32.50		USA	USA	Consumer Goods	BAML, MS	(3.6)	(3.6)	2.9
11/18/14	11/18/14	OHL México, S.A.B. de C.V.	Ord Shares	✓	286.9	130.0	2.21		MEX	MEX	Industrials	GS, JPM	(13.4)	(13.4)	7.1
11/17/14	12/06/14	Chemtrade Logistics Income Fund	Units		88.5	4.7	18.83		CAN	CAN	Financials	BMO, BNKNVASC	(0.5)	(2.8)	0.0
				<b>Proceeds:</b>	<b>\$5,609.4</b>							<b>Mean:</b>	<b>(6.3)</b>	<b>(3.7)</b>	<b>4.3</b>
				<b>Deals:</b>	<b>25</b>							<b>Median:</b>	<b>(5.1)</b>	<b>(2.9)</b>	<b>3.6</b>

## Equity-linked Offerings:

Offer Date	Trade Date	Issuer	Share Type	144A Offering	Proceeds (\$M)	Coupon	Premium	Maturity	Domicile Country	Exchange Country	Industry	Bookrunner(s)	Coupon Talk	Premium Talk
11/20/14	11/21/14	Lexicon Pharmaceuticals, Inc.	CVT	✓	80.0	5.25	20.06	12/01/21	USA	USA	Healthcare	JPM, GS	4.75-5.25	20-25
11/19/14	11/20/14	Kindred Healthcare, Inc.	Units		150.0	7.50	17.45	12/01/17	USA	USA	Healthcare	CITI, JPM, GUGGEN, MS	7-7.5	17.5-22.5
11/18/14	11/19/14	Redwood Trust, Inc.	Sr Note	✓	200.0	5.63	15.00	11/15/19	USA	USA	Financials	N/A	-	-
11/17/14	11/18/14	William Lyon Homes	Units		100.0	6.50	17.50	12/01/17	USA	USA	Consumer Svcs.	JPM, CITI, CS	6-6.5	17.5-22.5
11/17/14	11/18/14	LGI Homes, Inc.	CVT	✓	75.0	4.25	30.00	12/01/19	USA	USA	Consumer Svcs.	DB, JPM, CS	3.75-4.25	30-35
				<b>Proceeds:</b>	<b>\$605.0</b>									
				<b>Deals:</b>	<b>5</b>									



## Americas - Pipeline Deals

## Expected Deals:

Initial Filing Date	Expected Date	Issuer	Issue Type	Share Type	Proceeds (\$M)	Shares Offered (M)	Latest Filing Range	Domicile Country	Exchange Country	Industry	Bookrunner(s)
10/23/14	11/24/14	CB Pharma Acquisition Corp.	IPO	Units	40.0	4.0	10.00 - 10.00	USA	USA	Blank Check	EARLYBD
11/17/14	11/24/14	Signature Group Holdings, Inc.	FO	Ord Shares	37.0	3.7	10.00	USA	USA	Financials	DB
07/01/14	w/k of 11/24/2014	Viking Therapeutics, Inc.	IPO	Ord Shares	55.0	5.0	10.00 - 12.00	USA	USA	Healthcare	OPPEN, ROTH

**Proceeds: \$132.0**  
**Deals: 3**

## Initial Filed Deals:

Initial Filing Date	Expected Date	Issuer	Issue Type	Share Type	Proceeds (\$M)	Shares Offered (M)	Latest Filing Range	Domicile Country	Exchange Country	Industry	Bookrunner(s)
11/17/14	To be ann.	Advanced Drainage Systems, Inc.	FO	Ord Shares	224.4	10.0	22.44	USA	USA	Industrials	BRCLY, DB
11/17/14	To be ann.	Juno Therapeutics, Inc.	IPO	Ord Shares	150.0	N/A	N/A	USA	USA	Healthcare	MS, JPM, GS
11/17/14	To be ann.	Advanced Accelerator Applications S.A.	IPO	ADR	100.0	N/A	N/A	FRA	USA	Healthcare	CITI, JEFFER
11/18/14	To be ann.	Bellicum Pharmaceuticals, Inc.	IPO	Ord Shares	115.0	N/A	N/A	USA	USA	Healthcare	JEFFER, CITI, PIPER
11/20/14	To be ann.	New York Mortgage Trust, Inc.	FO	Ord Shares	102.2	13.0	7.86	USA	USA	Financials	UBS, DB, BRCLY, CS, RBC
11/20/14	To be ann.	Celsus Therapeutics Plc	FO	ADR	46.0	N/A	5.32	GBR	USA	Healthcare	COWEN, PIPER, MTSSEC
11/20/14	To be ann.	Trevena, Inc.	FO	Ord Shares	40.0	N/A	5.59	USA	USA	Healthcare	BRCLY, COWEN, JEFFER
11/21/14	To be ann.	JD.com, Inc.	FO	ADR	500.0	N/A	24.08	CHN	USA	Consumer Svcs.	BAML, UBS
11/21/14	To be ann.	Paylocity Holding Corp.	FO	Ord Shares	120.1	4.0	30.03	USA	USA	Technology	DB, BAML, WBLAIR

**Proceeds: \$1,397.7**  
**Deals: 9**

## Withdrawn or Postponed Deals:

Initial Filing Date	W/P Date	Issuer	Status	Issue Type	Proceeds (\$M)	Shares Offered (M)	Latest Filing Range	Domicile Country	Exchange Country	Industry	Bookrunner(s)
09/29/14	11/17/14	Palatin Technologies Inc.	Withdrawn	FO	45.0	N/A	N/A	USA	USA	Healthcare	PIPER
11/18/14	11/19/14	Cloud Peak Energy Inc.	Withdrawn	CVT	100.0	0.1	N/A	USA	USA	Energy	JPM, CS, CREDITAG, DB, GS, RBC, WFC
08/11/14	11/20/14	ADAMA Agricultural Solutions Ltd.	Postponed	IPO	399.5	23.5	16.00 - 18.00	ISR	USA	Basic Materials	GS, BAML, CITI, CS, DB, HSBC, JPM

**Proceeds: \$544.5**  
**Deals: 3**



## EMEA - Priced Deals

## IPOs:

Offer Date	Trade Date	Issuer	Share Type	144A Offering	Proceeds (\$M)	Shares Offered (M)	Offer Price (\$)	Latest File Range	Domicile Country	Exchange Country	Industry	Bookrunner(s)	Price Performance % Change			
													Midpoint / Offer	Offer / 1 Day	Offer / Current	
11/21/14	11/21/14	Lifco AB (publ)	Ord Shares		517.7	41.2	12.56	12.83 - 12.83	SWE	SWE	Financials	SEBAGG	0.0	32.3	32.3	
11/18/14	11/19/14	Electrical Industries Co.	Ord Shares		194.3	13.5	14.39	14.40 - 14.40	SAU	SAU	Industrials	SAMBAFG	0.0	-	-	
<b>Proceeds: \$712.0</b>													<b>Mean:</b>	<b>0.0</b>	<b>32.3</b>	<b>32.3</b>
<b>Deals: 2</b>													<b>Median:</b>	<b>0.0</b>	<b>32.3</b>	<b>32.3</b>

## Follow-ons:

Offer Date	Trade Date	Issuer	Share Type	144A Offering	Proceeds (\$M)	Shares Offered (M)	Offer Price (\$)	Accelerated Deal	Domicile Country	Exchange Country	Industry	Bookrunner(s)	Price Performance % Change			
													Latest File / Offer	Last Trade / Offer	Offer / Current	
11/21/14	11/25/14	GCP Infrastructure Investments Limited	Ord Shares		109.9	62.6	1.75		GBR	GBR	Financials	ORIEL, CENKOS	(3.9)	(1.1)	4.5	
11/20/14	11/24/14	Empiric Student Property PLC	Ord Shares		88.9	56.2	1.58		GBR	GBR	Financials	JEFFER	(0.4)	(0.5)	0.7	
11/20/14	11/24/14	TKH Group N.V.	Ord Shares	✓	94.1	3.1	30.72		NLD	NLD	Technology	RABO, ABNAM	(3.9)	(2.4)	-	
11/20/14	11/21/14	Endesa S.A.	Ord Shares		589.3	34.8	16.93		ESP	ESP	Utilities	BBV, BESP, CS, JPM	(3.1)	(1.5)	8.1	
11/20/14	11/21/14	Endesa S.A.	Ord Shares		2,827.1	167.0	16.93		ESP	ESP	Utilities	BBV, BESP, CS, JPM, GSESP, MS, UBS	(7.9)	(1.5)	8.1	
11/19/14	11/20/14	Crest Nicholson Holdings Plc	Ord Shares		129.9	25.4	5.12		GBR	GBR	Consumer Svcs.	DB, BRCLY	(3.4)	(2.1)	7.0	
11/19/14	11/20/14	Foncière des Murs	Rights		247.8	9.9	25.08		FRA	FRA	Financials	BNPPAR, CREDITAG	0.0	(1.3)	1.3	
11/18/14	11/20/14	Numericable SA	Rights		5,931.0	265.6	22.33		FRA	FRA	Technology	DB, MS, BRCLY, BNPPAR, CREDITAG, CS, GS, JPM	0.0	(39.8)	79.7	
11/17/14	11/24/14	Schroder Real Estate Investment Trust Ltd	Ord Shares		42.3	47.0	0.90		GBR	GBR	Financials	NUMIS, JPM	(4.2)	(1.7)	0.9	
<b>Proceeds: \$10,060.4</b>													<b>Mean:</b>	<b>(3.0)</b>	<b>(5.8)</b>	<b>13.8</b>
<b>Deals: 8</b>													<b>Median:</b>	<b>(3.4)</b>	<b>(1.5)</b>	<b>5.8</b>

## Equity-linked Offerings:

Offer Date	Trade Date	Issuer	Share Type	144A Offering	Proceeds (\$M)	Coupon	Premium	Maturity	Domicile Country	Exchange Country	Industry	Bookrunner(s)	Coupon Talk	Premium Talk
------------	------------	--------	------------	---------------	----------------	--------	---------	----------	------------------	------------------	----------	---------------	-------------	--------------

No CVTs priced last week

## EMEA - Pipeline Deals

## Expected Deals:

Initial Filing Date	Expected Date	Issuer	Issue Type	Share Type	Proceeds (\$M)	Shares Offered (M)	Latest Filing Range	Domicile Country	Exchange Country	Industry	Bookrunner(s)
08/14/14	11/24/14	Telekom Austria AG	FO	Rights	1,354.5	221.5	6.11	AUT	AUT	Technology	CITI, DB, ERSTGRP, RACNTRB, UNICRED
11/06/14	11/27/14	Società Cattolica di Assicurazione	FO	Rights	621.1	117.5	5.29	ITA	ITA	Financials	INTSAN, MEDIOBAN
11/04/14	11/27/14	River and Mercantile UK Micro Cap Investment Company Ltd	IPO	Ord Shares	159.8	N/A	N/A	GBR	GBR	Financials	To be ann.
08/12/14	11/28/14	Grupa Lotos S.A.	FO	Rights	316.7	55.0	5.76	POL	POL	Energy	To be ann.
11/20/14	11/28/14	Tritax Big Box REIT Plc	FO	Ord Shares	172.3	N/A	1.70	GBR	GBR	Financials	JEFFER

**Proceeds: \$2,624.4**

**Deals: 5**

## Initial Filed Deals:

Initial Filing Date	Expected Date	Issuer	Issue Type	Share Type	Proceeds (\$M)	Shares Offered (M)	Latest Filing Range	Domicile Country	Exchange Country	Industry	Bookrunner(s)
11/17/14	To be ann.	Altice SA	FO	Ord Shares	452.5	7.5	60.33	LUX	NLD	Technology	GS, JPM
11/17/14	12/03/14	Residence Dar Saada S.A	IPO	Ord Shares	127.3	5.2	24.29 - 24.29	MRO	MRO	Consumer Svcs.	BMCE, ATTIJARI, UPLINE, CFG
11/17/14	12/03/14	Onxeo SA	FO	Rights	51.8	9.2	5.61	FRA	FRA	Healthcare	NATIX, ODDOCIE, NORDDN
11/18/14	To be ann.	Stolt-Nielsen Ltd.	FO	Ord Shares	61.7	3.6	17.17	BMU	NOR	Industrials	To be ann.
11/19/14	To be ann.	Banca Carige S.p.A.	FO	Ord Shares	815.1	N/A	0.09	ITA	ITA	Financials	MEDIOBAN, BAML, CS, DB, JPM, UNICRED, SANTANDER, CMRZAG, NOMURA
11/19/14	12/03/14	Arkema SA	FO	Rights	439.2	9.1	48.25	FRA	FRA	Basic Materials	To be ann.
11/19/14	To be ann.	Roots Group Arabia Co. Ltd.	IPO	Ord Shares	266.5	N/A	N/A	SAU	SAU	Industrials	To be ann.
11/19/14	12/08/14	Leipurin Plc	IPO	Ord Shares	39.6	13.4	2.63 - 3.26	FIN	FIN	Consumer Svcs.	POHJOLA
11/21/14	12/24/14	Oando PLC	FO	Rights	275.1	2,217.0	0.12	NGR	NGR	Energy	To be ann.

**Proceeds: \$2,528.9**

**Deals: 9**

## Withdrawn or Postponed Deals:

Initial Filing Date	W/P Date	Issuer	Status	Issue Type	Proceeds (\$M)	Shares Offered (M)	Latest Filing Range	Domicile Country	Exchange Country	Industry	Bookrunner(s)
---------------------	----------	--------	--------	------------	----------------	--------------------	---------------------	------------------	------------------	----------	---------------

No deals were withdrawn or postponed last week



## Asia-Pacific - Priced Deals

## IPOs:

Offer Date	Trade Date	Issuer	Share Type	144A Offering	Proceeds (\$M)	Shares Offered (M)	Offer Price (\$)	Latest File Range	Domicile Country	Exchange Country	Industry	Bookrunner(s)	Price Performance % Change		
													Midpoint / Offer	Offer / 1 Day	Offer / Current
11/20/14	11/27/14	CS Wind Corporation	Ord Shares		232.0	5.9	39.32	27.36 - 38.40	KOR	KOR	Energy	SAMSUNG, MIRAEFIN	16.8	-	-
11/20/14	11/21/14	Bailador Technology Investments Limited	Ord Shares		23.4	27.1	0.86	0.87 - 0.87	AUS	AUS	Financials	ORD	0.0	(4.0)	(4.0)
11/20/14	11/21/14	Pacific Smiles Group Limited	Ord Shares		36.3	32.4	1.12	1.12 - 1.12	AUS	AUS	Healthcare	COMMNGRP, BELLPS	0.0	36.9	36.9
11/17/14	11/19/14	IPH Limited	Ord Shares		144.9	79.0	1.83	1.85 - 1.85	AUS	AUS	Industrials	BELLPS, MORGAU	0.0	47.6	61.0
<b>Proceeds: \$436.6</b>													<b>Mean: 4.2</b>	<b>26.8</b>	<b>31.3</b>
<b>Deals: 4</b>													<b>Median: 0.0</b>	<b>36.9</b>	<b>36.9</b>

## Follow-ons:

Offer Date	Trade Date	Issuer	Share Type	144A Offering	Proceeds (\$M)	Shares Offered (M)	Offer Price (\$)	Accelerated Deal	Domicile Country	Exchange Country	Industry	Bookrunner(s)	Price Performance % Change		
													Latest File / Offer	Last Trade / Offer	Offer / Current
11/21/14	12/08/14	Duet Group	Rights		231.4	112.3	2.06		AUS	AUS	Utilities	MACQUARIE, UBS	0.0	(5.9)	2.1
11/21/14	11/24/14	China E-Learning Group Ltd.	Ord Shares		32.3	465.0	0.07		HKG	HKG	Technology	KINGSTON	(20.7)	(2.0)	2.0
11/21/14	11/24/14	Jiangsu Yulong Steel Pipe Co., Ltd.	Ord Shares		86.8	37.8	2.30		CHN	CHN	Basic Materials	N/A	5.2	(18.9)	26.2
11/21/14	11/24/14	Kingenta Ecological Engineering Group Co., Ltd.	Ord Shares		336.3	81.4	4.13		CHN	CHN	Basic Materials	N/A	30.4	(12.8)	12.9
11/20/14	11/24/14	Tonly Electronics Holdings Limited	Rights		54.6	83.0	0.66		CHN	HKG	Consumer Goods	N/A	0.0	(16.7)	16.1
11/20/14	11/21/14	Greatoo Inc.	Ord Shares		163.4	92.2	1.77		CHN	CHN	Consumer Goods	QILU	40.4	(33.1)	41.4
11/20/14	11/21/14	Zhejiang Asia-Pacific Mechanical & Electronic Co., Ltd.	Ord Shares		191.7	81.7	2.34		CHN	CHN	Consumer Goods	JPM	39.6	(2.8)	4.7
11/20/14	11/21/14	Suzhou Chunxing Precision Mechanical Co., Ltd.	Ord Shares		134.9	53.3	2.53		CHN	CHN	Basic Materials	QILU	18.7	(13.0)	13.7
11/20/14	11/21/14	Theme International Holdings Ltd.	Ord Shares		30.9	1,200.0	0.03		HKG	HKG	Consumer Goods	KINGSTON	(25.9)	(24.5)	40.0
11/20/14	11/21/14	Universal Scientific Industrial Co., Ltd.	Ord Shares		336.8	76.2	4.42		CHN	CHN	Technology	N/A	(6.2)	(8.1)	12.0
11/20/14	11/20/14	Ayala Corp.	Ord Shares	✓	275.0	18.8	14.64		PHL	PHL	Financials	CREDITAG, CS, BPICAP	(6.9)	(6.9)	3.3
11/20/14	11/20/14	SK Gas Ltd.	Ord Shares		58.8	0.5	110.27		KOR	KOR	Energy	UBS	(6.5)	(8.3)	(7.4)
11/20/14	11/20/14	KCC Corp.	Ord Shares		375.0	0.8	467.00		KOR	KOR	Industrials	CITI, DAEWOO	(9.8)	(5.0)	(1.9)
11/19/14	11/20/14	Zhejiang Hisoar Pharmaceutical Co., Ltd.	Ord Shares		102.9	78.6	1.31		CHN	CHN	Healthcare	GJSEC	(17.1)	(17.1)	23.3
11/19/14	11/20/14	China Animal Healthcare Ltd.	Ord Shares		70.6	85.0	0.83		CHN	HKG	Consumer Svcs.	N/A	(9.2)	(9.2)	8.1
11/18/14	11/20/14	Agile Property Holdings Ltd.	Rights		213.3	435.2	0.49		CHN	HKG	Financials	N/A	0.0	(8.2)	3.9
11/18/14	11/19/14	Pang Da Automobile Trade Co., Ltd.	Ord Shares		490.1	618.6	0.79		CHN	CHN	Consumer Svcs.	UBS, HAITSEC	(6.7)	(21.4)	25.4
11/18/14	11/19/14	Jinlong Machinery & Electronics Company, LTD	Ord Shares		95.6	35.8	2.67		CHN	CHN	Industrials	N/A	(25.6)	(20.6)	24.8
11/18/14	11/19/14	POSCO	Ord Shares	✓	237.6	0.9	272.42		KOR	KOR	Basic Materials	CS	(2.3)	(2.3)	0.7
11/17/14	11/18/14	Qingdao Doublestar Co., Ltd.	Ord Shares		146.5	149.8	0.98		CHN	CHN	Consumer Goods	CITIC	18.3	(4.3)	8.7
11/17/14	11/18/14	Tibet Urban Development and Investment Co., LTD	Ord Shares		244.1	153.5	1.59		CHN	CHN	Financials	N/A	(13.1)	(17.4)	23.2
<b>Proceeds: \$4,183.6</b>													<b>Mean: (0.2)</b>	<b>(12.1)</b>	<b>13.0</b>
<b>Deals: 21</b>													<b>Median: (6.4)</b>	<b>(8.7)</b>	<b>10.3</b>

## Equity-linked Offerings:

Offer Date	Trade Date	Issuer	Share Type	144A Offering	Proceeds (\$M)	Coupon	Premium	Maturity	Domicile Country	Exchange Country	Industry	Bookrunner(s)	Coupon	Premium
													Talk	Talk
11/20/14	11/21/14	HC International, Inc.	CVT		100.6	5.00	20.00	11/27/19	CHN	HKG	Consumer Svcs.	CS, CICC	-	-
<b>Proceeds: \$100.6</b>														
<b>Deals: 1</b>														

## Asia-Pacific - Pipeline Deals

## Expected Deals:

Initial Filing Date	Expected Date	Issuer	Issue Type	Share Type	Proceeds (\$M)	Shares Offered (M)	Latest Filing Range	Domicile Country	Exchange Country	Industry	Bookrunner(s)
11/14/14	11/24/14	Shenzhen Center Power Tech. Co., Ltd.	IPO	Ord Shares	73.1	34.0	2.15 - 2.15	CHN	CHN	Industrials	CHINAMER
11/14/14	11/24/14	Guangdong Yantang Dairy Co., Ltd.	IPO	Ord Shares	65.1	39.4	1.65 - 1.65	CHN	CHN	Consumer Goods	GFSC
11/14/14	11/24/14	Tianjin Keyvia Electric Co., Ltd.	IPO	Ord Shares	62.0	17.0	3.65 - 3.65	CHN	CHN	Industrials	GFSC
10/14/14	11/24/14	US Residential Fund	IPO	Units	52.6	60.0	0.88 - 0.88	AUS	AUS	Financials	To be ann.
11/14/14	11/24/14	Guangdong Dowstone Technology Co., Ltd.	IPO	Ord Shares	45.9	16.3	2.82 - 2.82	CHN	CHN	Industrials	CHINAMER
11/14/14	11/24/14	Shenzhen Prince New Materials Co., Ltd.	IPO	Ord Shares	30.1	20.0	1.51 - 1.51	CHN	CHN	Basic Materials	MNSHNG
10/10/14	11/25/14	China Taiping Insurance Holdings Company Limited	FO	Rights	826.5	539.4	1.53	HKG	HKG	Financials	TAIPINGSEC
11/14/14	11/25/14	Chaozhou Three Circle Group Co. Ltd.	IPO	Ord Shares	220.7	46.0	4.80 - 4.80	CHN	CHN	Industrials	CHIGLXY
09/02/14	11/25/14	FNC Entertainment Co., Ltd.	IPO	Ord Shares	35.8	1.4	23.57 - 27.50	KOR	KOR	Consumer Svcs.	EUGENE
08/28/14	11/25/14	Xurpas Inc	IPO	Ord Shares	31.3	344.0	0.09 - 0.09	PHL	PHL	Technology	SBCAP
10/29/14	11/26/14	PT Soechi Lines Tbk	IPO	Ord Shares	116.2	2,571.4	0.05 - 0.05	IDN	IDN	Industrials	OSKHL, MANSEK
11/03/14	11/26/14	Q Technology (Group) Company Limited	IPO	Ord Shares	92.7	225.0	0.36 - 0.46	CHN	HKG	Industrials	CITIC, DBS
08/18/14	11/26/14	China Yunnan Tin Minerals Group Co. Ltd	FO	Rights	54.4	703.4	0.08	HKG	HKG	Basic Materials	FREEMAN
08/29/14	11/27/14	SKCKOLONPI, Inc.	IPO	Ord Shares	217.0	16.0	12.33 - 14.79	KOR	KOR	Basic Materials	KISCO
09/08/14	11/27/14	Singapura Finance Ltd.	FO	Rights	63.2	79.3	0.80	SGP	SGP	Financials	To be ann.
09/05/14	11/27/14	Hicel Co., Ltd.	FO	Rights	20.3	25.0	0.81	KOR	KOR	Consumer Goods	SBETRD
10/14/14	11/28/14	Perpetual Equity Investment Company Limited	IPO	Ord Shares	436.3	500.0	0.87 - 0.87	AUS	AUS	Blank Check	COMMNGRP, TAYCOL, MACQUARIE, MS, ANZ
11/14/14	11/28/14	Ichigo Real Estate Investment Corporation	FO	Units	66.5	0.1	695.25	JPN	JPN	Financials	SUMITSUI, MIZUHO, MITSUFIN, DAIWA
11/05/14	11/28/14	PT Intan Baruprana Finance Tbk	IPO	Ord Shares	47.7	1,669.5	0.03 - 0.03	IDN	IDN	Financials	PTBNI
09/25/14	11/28/14	Integrated Micro-Electronics, Inc.	FO	Ord Shares	32.9	215.0	0.15	PHL	PHL	Technology	BPICAP, ICCP, SBCAP
10/27/14	11/28/14	Martin Aircraft Company Limited	IPO	Ord Shares	22.0	50.0	0.44 - 0.44	NZL	AUS	Industrials	ORD
					<b>Proceeds:</b>	<b>\$2,612.4</b>					
					<b>Deals:</b>	<b>21</b>					

## Initial Filed Deals:

Initial Filing Date	Expected Date	Issuer	Issue Type	Share Type	Proceeds (\$M)	Shares Offered (M)	Latest Filing Range	Domicile Country	Exchange Country	Industry	Bookrunner(s)
11/17/14	To be ann.	Sinotex Investment & Development Co., Ltd.	FO	Ord Shares	1,029.7	979.2	1.05	CHN	CHN	Consumer Goods	To be ann.
11/17/14	To be ann.	China Merchants Energy Shipping Co., Ltd.	FO	Ord Shares	392.5	576.4	0.68	CHN	CHN	Industrials	To be ann.
11/17/14	To be ann.	CNNC Hua Yuan Titanium Dioxide Co., Ltd.	FO	Ord Shares	163.1	N/A	1.86	CHN	CHN	Basic Materials	To be ann.
11/17/14	12/04/14	Aconex Limited	IPO	Ord Shares	122.0	73.7	1.66 - 1.66	AUS	AUS	Technology	MACQUARIE, UBS
11/17/14	To be ann.	Tangrenshen Group Co., Ltd.	FO	Ord Shares	107.7	71.3	1.51	CHN	CHN	Consumer Goods	To be ann.
11/17/14	To be ann.	Phoenix Holdings Inc	FO	Ord Shares	75.1	16.2	4.63	KOR	KOR	Consumer Svcs.	To be ann.
11/17/14	12/15/14	Arvida Group Limited	IPO	Ord Shares	63.2	84.2	0.75 - 0.75	NZL	NZL	Healthcare	FRSYTH
11/17/14	To be ann.	China Meidong Auto Holdings Limited	FO	Ord Shares	36.7	164.7	0.22	CHN	HKG	Consumer Svcs.	To be ann.
11/17/14	11/21/14	EGL Holdings Company Limited	IPO	Ord Shares	20.2	112.5	0.17 - 0.19	HKG	HKG	Consumer Svcs.	HALCYONSEC, PACFND, SHENYIN
11/18/14	To be ann.	Shanghai International Port (Group) Co., Ltd.	FO	Ord Shares	363.5	420.0	0.87	CHN	CHN	Industrials	To be ann.
11/18/14	To be ann.	PT Solusi Tunas Pratama Tbk	FO	Rights	218.7	381.3	0.57	IDN	IDN	Technology	To be ann.
11/18/14	To be ann.	Zhejiang Unifull Industrial Fiber Co., Ltd.	FO	Ord Shares	158.7	N/A	2.15	CHN	CHN	Basic Materials	To be ann.
11/19/14	To be ann.	Nirvana Asia LTD	IPO	Ord Shares	400.0	N/A	N/A	HKG	HKG	Consumer Svcs.	To be ann.
11/19/14	12/16/14	Duet Group	FO	Rights	107.4	N/A	2.09	AUS	AUS	Utilities	MACQUARIE, UBS
11/19/14	To be ann.	General Interface Solution (GIS) Holding Limited	IPO	Ord Shares	61.1	23.5	2.60 - 2.60	TWN	TWN	Industrials	GRANDFORT, CNCRDSEC
11/19/14	To be ann.	UGint Co.Ltd.	IPO	Ord Shares	24.7	2.3	10.28 - 11.55	KOR	KOR	Industrials	KISCO
11/20/14	To be ann.	Everbright Securities Co., Ltd.	FO	Ord Shares	1,263.8	600.0	2.11	CHN	CHN	Financials	To be ann.
11/20/14	To be ann.	Louis XIII Holdings Ltd.	CVT	CVT	201.1	N/A	N/A	HKG	HKG	Financials	CITIC
11/20/14	To be ann.	Mah Sing Group Berhad	FO	Rights	187.5	442.7	N/A	MYS	MYS	Financials	To be ann.
11/20/14	01/20/15	China Environmental Energy Investment, LTD	FO	Rights	58.2	2,314.1	0.03	HKG	HKG	Industrials	WINFUNG
11/20/14	02/12/15	Sky Forever Supply Chain Management Group Limited	FO	Rights	51.3	883.6	0.06	HKG	HKG	Technology	SBIE2
11/20/14	12/12/14	Cell Aquaculture Ltd.	FO	Ord Shares	20.1	250.0	0.08	AUS	AUS	Consumer Goods	To be ann.
11/21/14	To be ann.	BestTV New Media Co., Ltd.	FO	Ord Shares	1,632.7	N/A	5.23	CHN	CHN	Consumer Goods	To be ann.
11/21/14	To be ann.	PT Bank Mayapada International Tbk	FO	Rights	172.5	N/A	N/A	IDN	IDN	Financials	To be ann.
11/21/14	To be ann.	Guangdong Advertising Co., Ltd.	FO	Ord Shares	66.1	17.1	3.86	CHN	CHN	Consumer Svcs.	To be ann.
					<b>Proceeds:</b>	<b>\$6,997.4</b>					
					<b>Deals:</b>	<b>25</b>					



## Asia-Pacific - Pipeline Deals

## Withdrawn or Postponed Deals:

Initial Filing Date	W/P Date	Issuer	Status	Issue Type	Proceeds (\$M)	Shares Offered (M)	Latest Filing Range	Domicile Country	Exchange Country	Industry	Bookrunner(s)
10/13/14	11/17/14	Trans-cab Services Pte	Withdrawn	IPO	55.0	103.0	0.53 - 0.53	SGP	SGP	Consumer Svcs.	DBS

Proceeds: \$55.0  
Deals: 1