



Americas Highlights

38 deals priced last week for \$13,568.1 M

- In U.S. economic news, November retail sales rose 0.7%, ahead of last month's upwardly-revised 0.5% gain, while retail sales ex-auto grew 0.5%, above the prior 0.4% gain. Meanwhile, wholesale inventories for October rose 0.4%, matching September's upwardly-revised gain, and beating expectations of a 0.2% increase.
- In labor news, initial claims came in at 294K, below last week's 297K, and slightly lower than estimates of 295K, while continuing claims came in at 2.514M, below the previous downwardly-revised 2.362M, but higher than expectations of 2.350M.

EMEA Highlights

15 deals priced last week for \$2,946.2 M

- Germany's industrial output grew 0.2% month-over-month in October, following the revised 1.1% gain in September, and missing economists' expectations of a 0.3% rise. Additionally, Germany's exports fell 0.5% month-on-month in October, below the 5.5% increase in September
- Separately, U.K. industrial production dropped 0.1% in October, below the prior-month's 0.7% gain, and missing economists' expectations of a 0.2% expansion. France's economy is expected to grow 0.1% in the fourth quarter, while the country's business confidence index rose slightly to 97 in November from 96 in the prior-month.

Asia-Pacific Highlights

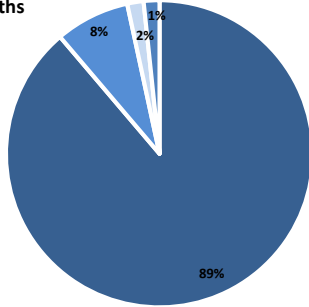
41 deals priced last week for \$8,798.2 M

- Japan's industrial production grew a seasonally adjusted 0.4% month-on-month in October, below the 2.9% increase in September but higher than economists' expectations of a 0.2% gain. Additionally, Japan's leading economic index rose 0.4% month-on-month in October, below September's 0.8% increase.
- Hong Kong's industrial output fell 1.8% year-over-year in the third quarter, up from a 2.2% decline in the second quarter. Separately, the industrial producer price index reversed course in the third quarter, gaining 1.3% after falling 0.4% in the prior quarter.

Top Market Share By Exchange Country:

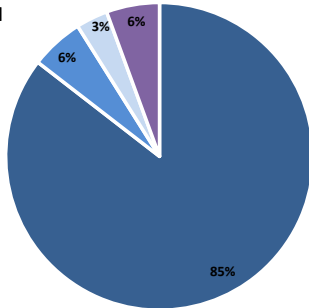
Americas

Trailing 12 Months



United States Canada Mexico Other

Year-Ago Period

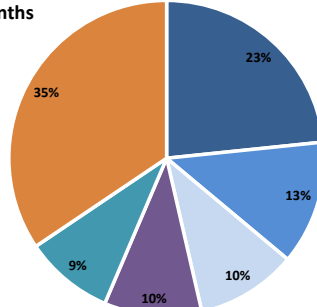


United States Canada Brazil Other

Rank	Country	TTM			Year-Ago TTM		
		Proceeds (\$M)	Market Share	# of Deals	Proceeds (\$M)	Market Share	# of Deals
1	United States	315,635.0	88.8%	1047	302,883.4	85.5%	1073
2	Canada	27,870.1	7.8%	173	19,805.6	5.6%	159
3	Mexico	6,103.4	1.7%	12	10,645.9	3.0%	17
4	Brazil	3,237.0	0.9%	13	11,846.8	3.3%	25
5	Chile	1,438.5	0.4%	5	9,156.5	2.6%	9
6	Colombia	1,242.3	0.3%	1	0.0	0.0%	0
7	Peru	0.0	0.0%	0	0.0	0.0%	0
Subtotal		355,526.2		1,251	354,338.3		1,283

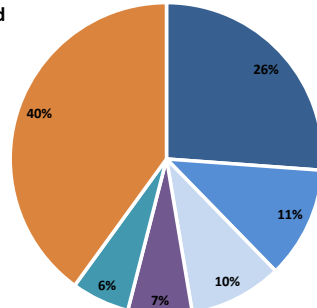
EMEA

Trailing 12 Months



United Kingdom Germany France Spain Italy Other

Year-Ago Period

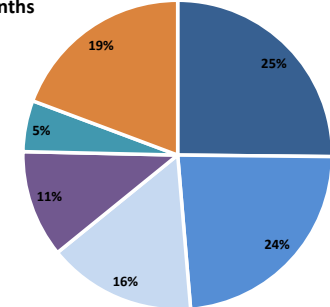


United Kingdom Germany France Italy Greece Other

Rank	Country	TTM			Year-Ago TTM		
		Proceeds (\$M)	Market Share	# of Deals	Proceeds (\$M)	Market Share	# of Deals
1	United Kingdom	59,385.6	23.4%	221	52,787.1	26.2%	155
2	Germany	32,318.6	12.7%	51	23,313.0	11.6%	42
3	France	26,261.2	10.3%	55	19,449.9	9.6%	37
4	Spain	25,429.4	10.0%	26	7,472.4	3.7%	16
5	Italy	23,278.1	9.2%	45	13,397.0	6.6%	32
6	Netherlands	11,469.7	4.5%	17	10,214.9	5.1%	16
7	Saudi Arabia	8,382.0	3.3%	9	509.1	0.3%	4
8	Portugal	7,272.5	2.9%	10	3,397.3	1.7%	6
9	Greece	7,254.4	2.9%	8	12,120.8	6.0%	7
10	South Africa	6,862.6	2.7%	29	3,029.5	1.5%	15
11	Switzerland	6,815.2	2.7%	22	4,554.0	2.3%	15
12	Sweden	5,396.9	2.1%	24	8,990.2	4.5%	19
13	Denmark	5,059.6	2.0%	6	4,417.9	2.2%	9
14	Norway	4,313.1	1.7%	20	4,844.2	2.4%	20
15	Finland	4,176.1	1.6%	10	839.2	0.4%	6
Subtotal		254,205.6		632	201,794.8		482

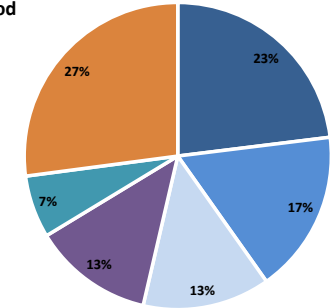
Asia-Pacific

Trailing 12 Months



China Hong Kong Australia Japan South Korea Other

Year-Ago Period



Hong Kong Japan Australia China India Other

Rank	Country	TTM			Year-Ago TTM		
		Proceeds (\$M)	Market Share	# of Deals	Proceeds (\$M)	Market Share	# of Deals
1	China	61,525.9	25.2%	331	27,852.7	12.7%	74
2	Hong Kong	57,482.1	23.5%	219	50,550.6	23.0%	148
3	Australia	37,881.3	15.5%	167	29,447.1	13.4%	140
4	Japan	27,393.9	11.2%	59	37,646.6	17.2%	75
5	South Korea	13,079.9	5.3%	83	8,667.4	4.0%	50
6	India	11,300.6	4.6%	60	14,452.9	6.6%	76
7	Malaysia	7,931.1	3.2%	36	5,006.8	2.3%	17
8	Thailand	7,359.6	3.0%	29	6,136.6	2.8%	26
9	Singapore	5,896.8	2.4%	26	12,856.5	5.9%	59
10	Taiwan	5,280.7	2.2%	37	5,795.7	2.6%	34
11	Philippines	3,570.0	1.5%	19	9,384.9	4.3%	30
12	Indonesia	3,151.8	1.3%	24	4,982.2	2.3%	30
13	New Zealand	1,743.8	0.7%	13	6,541.8	3.0%	21
14	Pakistan	684.7	0.3%	3	0.0	0.0%	0
15	Viet Nam	236.0	0.1%	7	0.0	0.0%	0
Subtotal		244,559.7		1,115	219,380.1		782

Priced Deals - Industry Ranking

Backlog Deals - Industry Ranking

Americas

Rank	Industry	TTM			Year-Ago TTM		
		Proceeds (\$M)	Market Share (%)	# of Deals	Proceeds (\$M)	Market Share (%)	# of Deals
1	Financials	82,829.0	22.9%	310	93,483.2	26.4%	360
2	Consumer Services	60,774.8	16.8%	111	48,984.4	13.8%	131
3	Energy	59,011.9	16.3%	182	50,409.5	14.2%	174
4	Technology	45,741.5	12.6%	142	47,074.0	13.3%	156
5	Healthcare	39,614.5	10.9%	285	35,150.7	9.9%	208
6	Industrials	28,012.2	7.7%	107	21,193.6	6.0%	101
7	Consumer Goods	23,385.1	6.5%	47	19,757.1	5.6%	55
8	Utilities	12,944.6	3.6%	31	17,721.2	5.0%	35
9	Basic Materials	9,868.1	2.7%	51	20,730.8	5.8%	64
Total		362,181.7		1,266	354,504.5		1,284

Rank	Industry	Current Backlog			Year-Ago Backlog		
		Proceeds (\$M)	Market Share (%)	# of Deals	Proceeds (\$M)	Market Share (%)	# of Deals
1	Energy	5,689.7	34.2%	17	3,619.6	18.6%	10
2	Financials	3,760.0	22.6%	22	7,253.1	37.3%	23
3	Basic Materials	1,655.7	10.0%	5	40.0	0.2%	1
4	Consumer Goods	1,399.7	8.4%	6	407.1	2.1%	5
5	Consumer Services	1,225.0	7.4%	7	0.0	0.0%	0
6	Industrials	954.5	5.7%	7	3,936.3	20.2%	9
7	Healthcare	933.8	5.6%	18	964.4	5.0%	15
8	Utilities	599.0	3.6%	3	1,311.3	6.7%	3
9	Technology	412.1	2.5%	3	1,934.7	9.9%	12
Total		16,629.4		88	19,466.5		78

EMEA

Rank	Industry	TTM			Year-Ago TTM		
		Proceeds (\$M)	Market Share (%)	# of Deals	Proceeds (\$M)	Market Share (%)	# of Deals
1	Financials	116,151.0	45.5%	236	95,386.2	46.8%	190
2	Consumer Services	33,856.3	13.3%	93	18,303.8	9.0%	58
3	Industrials	31,979.7	12.5%	91	30,547.1	15.0%	71
4	Technology	27,990.1	11.0%	61	19,324.8	9.5%	47
5	Utilities	11,760.8	4.6%	20	10,839.7	5.3%	17
6	Consumer Goods	11,572.4	4.5%	35	7,122.9	3.5%	25
7	Energy	8,715.2	3.4%	35	8,074.5	4.0%	38
8	Basic Materials	7,335.3	2.9%	24	11,057.9	5.4%	25
9	Healthcare	6,150.2	2.4%	46	3,343.1	1.6%	20
Total		255,511.0		641	204,000.0		491

Rank	Industry	Current Backlog			Year-Ago Backlog		
		Proceeds (\$M)	Market Share (%)	# of Deals	Proceeds (\$M)	Market Share (%)	# of Deals
1	Financials	10,234.3	31.5%	27	21,321.2	62.3%	25
2	Industrials	6,900.1	21.3%	12	2,078.4	6.1%	9
3	Energy	3,419.5	10.5%	4	359.5	1.1%	6
4	Consumer Services	3,066.5	9.4%	12	0.0	0.0%	0
5	Basic Materials	2,877.3	8.9%	6	3,219.5	9.4%	5
6	Consumer Goods	2,723.0	8.4%	6	1,023.7	3.0%	7
7	Utilities	1,646.1	5.1%	1	2,137.8	6.2%	4
8	Technology	1,061.9	3.3%	6	4,037.7	11.8%	5
9	Healthcare	531.2	1.6%	5	53.6	0.2%	1
Total		32,459.9		79	34,231.4		62

Asia-Pacific

Rank	Industry	TTM			Year-Ago TTM		
		Proceeds (\$M)	Market Share (%)	# of Deals	Proceeds (\$M)	Market Share (%)	# of Deals
1	Financials	75,404.2	30.5%	235	86,251.3	39.2%	236
2	Industrials	37,867.7	15.3%	198	22,681.2	10.3%	107
3	Consumer Goods	32,132.7	13.0%	166	28,119.3	12.8%	81
4	Technology	25,148.0	10.2%	137	11,498.3	5.2%	69
5	Consumer Services	20,198.7	8.2%	131	21,326.9	9.7%	95
6	Utilities	17,169.6	6.9%	34	14,863.8	6.8%	30
7	Basic Materials	15,113.7	6.1%	92	12,590.2	5.7%	60
8	Energy	12,396.3	5.0%	59	16,015.1	7.3%	55
9	Healthcare	11,822.2	4.8%	69	6,630.8	3.0%	54
Total		247,253.2		1,121	219,976.9		787

Rank	Industry	Current Backlog			Year-Ago Backlog		
		Proceeds (\$M)	Market Share (%)	# of Deals	Proceeds (\$M)	Market Share (%)	# of Deals
1	Industrials	65,465.1	32.4%	73	14,473.0	13.7%	64
2	Financials	52,754.2	26.1%	85	28,965.4	27.5%	78
3	Basic Materials	19,096.1	9.5%	41	11,366.6	10.8%	38
4	Consumer Goods	16,316.4	8.1%	75	15,017.3	14.2%	59
5	Energy	15,671.7	7.8%	32	5,033.7	4.8%	25
6	Technology	12,953.0	6.4%	56	20,249.4	19.2%	40
7	Consumer Services	9,760.2	4.8%	54	0.0	0.0%	0
8	Healthcare	5,097.6	2.5%	35	2,915.3	2.8%	20
9	Utilities	4,844.6	2.4%	11	7,425.2	7.0%	9
Total		201,959.0		462	105,446.0		333

* Multi-tranche offerings are counted as a single deal for aggregate deal counts

Market Performance

Americas

	Close	1-Week Change	YTD Change	52 Wk High	52 Wk Low
DJ Industrial Average	17,280.83	-3.78%	4.25%	17,991.19	15,340.69
S&P 500	2,002.33	-3.52%	8.33%	2,079.47	1,737.92
NASDAQ Composite Index	4,653.60	-2.66%	11.42%	4,810.86	3,946.03
PHLX / Semiconductor	671.33	-4.52%	25.47%	704.44	504.30
CBOE Market Volatility Index	21.08	78.34%	53.64%	31.06	10.28
S&P/TSX Composite	13,731.05	-5.13%	0.80%	15,685.13	13,098.01
Mexico IPC	41,714.57	-3.51%	-2.37%	46,554.28	37,751.64
Brazil Bovespa Index	48,001.98	-7.68%	-6.81%	62,304.88	44,904.83
Colombia IGBC	10,572.41	-10.01%	-19.12%	14,766.70	10,567.61

EMEA

	Close	1-Week Change	YTD Change	52 Wk High	52 Wk Low
Euro STOXX 50	3,067.32	-6.41%	-1.34%	3,325.50	2,789.63
FTSE 100	6,300.63	-6.56%	-6.64%	6,904.86	6,072.68
France CAC 40	4,108.93	-7.03%	-4.35%	4,598.65	3,789.11
Germany DAX (TR)	9,594.73	-4.88%	0.45%	10,093.03	8,354.97
Spain IBEX 35	10,145.00	-6.93%	2.30%	11,249.40	9,242.90
FTSE MIB	18,600.83	-7.40%	-1.93%	22,590.18	17,555.77
Netherlands AEX	406.17	-5.77%	1.09%	432.22	366.84
OMX Stockholm All-Share	460.39	-2.94%	8.67%	474.32	397.81
Ireland ISEQ Overall	5,074.31	-4.71%	11.78%	5,325.15	4,275.26
Israel TA-100	1,317.95	-0.12%	9.13%	1,329.31	1,178.59
DJ DIFC Arabia Titans 50	312.93	-5.76%	4.25%	367.71	296.78
FTSE JSE All Share	48,043.19	-2.96%	3.86%	52,323.61	42,921.45

Asia-Pacific

	Close	1-Week Change	YTD Change	52 Wk High	52 Wk Low
Japan Nikkei 225	17,371.58	-3.06%	6.63%	18,030.83	13,885.11
Hang Seng Index	23,249.20	-3.14%	-0.25%	25,362.98	21,137.61
SSE Composite Index	2,938.17	0.02%	38.86%	3,091.32	1,974.38
S&P ASX 200	5,219.60	-2.17%	-2.48%	5,679.50	5,047.50
India S&P BSE SENSEX	27,350.68	-3.89%	29.19%	28,822.37	19,963.12
KOSPI Composite Index	1,921.71	-3.27%	-4.46%	2,093.08	1,885.53
New Zealand NZX 50(CAP)	2,873.71	-0.13%	11.52%	2,899.02	2,541.54

Rates and Bonds

	Close	1-Week Change	YTD Change	52 Wk High	52 Wk Low
United States Treasury Note (2 Y) Yield	0.53%	-17.80%	50.00%	0.65%	0.01%
United States Treasury Bond (10 Y) Yield	2.10%	9.51%	-30.05%	3.01%	2.09%
United States Treasury Bond (30 Y) Yield	2.76%	7.39%	-29.97%	3.94%	2.76%
United States Dollar Libor Rate (30 Day)	0.16%	-2.36%	-4.00%	0.17%	0.15%
United States Dollar Libor Rate (90 Day)	0.24%	-3.09%	-1.30%	0.25%	0.22%
United States Dollar Libor Rate (180 Day)	0.34%	-3.23%	-2.04%	0.35%	0.32%

Commodities

	Close	1-Week Change	YTD Change	52 Wk High	52 Wk Low
GS Commodity (CME) Continuous	446.90	-5.70%	-29.41%	668.95	446.90
Crude Oil (NYM \$/bbl) Continuous	57.81	-12.20%	-41.26%	107.03	57.81
Natural Gas (NYM \$/btu) Continuous	3.80	-0.18%	-9.49%	6.15	3.55
High Grade Copper (NYM \$/lbs) Continuous	2.93	1.09%	-13.62%	3.40	2.85
Gold (NYM \$/ozt) Continuous	1,222.50	2.70%	1.68%	1,382.50	1,142.60
Silver (NYM \$/ozt) Continuous	17.06	4.91%	-11.94%	22.05	15.41
Sugar #11 (IFUS \$/lbs) Continuous	0.15	-1.06%	-8.71%	0.19	0.14
Coffee (IFUS \$/lbs) Continuous	1.74	-3.39%	57.18%	2.26	1.10
Cotton #2 (IFUS \$/lbs) Continuous	0.61	1.51%	-28.47%	0.97	0.59

Foreign Exchange

	USD	EUR	GBP	JPY	CAD	CHF	BRL	CNY	AUD	INR	ZAR	NZD
USD	1.0000	0.8024	0.6370	118.5450	1.1544	0.9638	2.6694	6.1869	1.2123	62.2950	11.6687	1.2868
EUR	1.2462	1.0000	0.7938	147.7308	1.4386	1.2010	3.3265	7.7101	1.5107	77.6320	14.5415	1.6036
GBP	1.5699	1.2597	1.0000	186.1038	1.8123	1.5130	4.1906	9.7128	1.9031	97.7969	18.3186	2.0201
JPY	0.0084	0.0068	0.0054	1.0000	0.0097	0.0081	0.0225	0.0522	0.0102	0.5255	0.0984	0.0109
CAD	0.8663	0.6951	0.5518	102.6897	1.0000	0.8348	2.3123	5.3594	1.0501	53.9631	10.1080	1.1147
CHF	1.0376	0.8326	0.6609	123.0039	1.1978	1.0000	2.7698	6.4196	1.2579	64.6381	12.1075	1.3352
BRL	0.3746	0.3006	0.2386	44.4097	0.4325	0.3610	1.0000	2.3178	0.4541	23.3371	4.3713	0.4820
CNY	0.1616	0.1297	0.1030	19.1606	0.1866	0.1558	0.4315	1.0000	0.1959	10.0689	1.8860	0.2080
AUD	0.8249	0.6619	0.5254	97.7878	0.9523	0.7950	1.0000	5.1036	1.0000	51.3871	9.6255	1.0614
INR	0.0161	0.0129	0.0102	1.9030	0.0185	0.0155	0.1959	0.0993	0.0195	1.0000	0.1873	0.0207
ZAR	0.0857	0.0688	0.0546	10.1593	0.0989	0.0826	1.0000	0.5302	0.1039	5.3387	1.0000	0.1103
NZD	0.7771	0.6236	0.4950	92.1272	0.8971	0.7490	2.0000	4.8082	0.9421	48.4126	9.0683	1.0000

Report Methodology:

- Regions are based on exchange country
- Includes all deals raising over \$20 million in aggregate proceeds (U.S. dollars)
- Excludes PIPEs and Best Efforts offerings
- Excludes closed-end funds
- All percentage changes exclude currency effects
- All deals statistics are quoted using most current exchange rate before pricing

*As of Aug. 2012, multi-tranche offerings will be counted as a single deal for aggregate deal counts

Ipreo Capital Markets Analytics is a consultative service focused on providing strategic intelligence on the equity capital markets. Our dedicated team of experienced analysts combine best-of-breed data and innovative solutions to help clients understand the new issuance market and win mandates for both marketed and non-marketed deals.



Americas - Priced Deals

IPOs:

Offer Date	Trade Date	Issuer	Share Type	144A Offering	Proceeds (\$M)	Shares Offered (M)	Offer Price (\$)	Latest File Range	Domicile Country	Exchange Country	Industry	Bookrunner(s)	Price Performance % Change			
													Midpoint / Offer	Offer / 1 Day	Offer / Current	
12/12/14	12/12/14	CB Pharma Acquisition Corp.	Units		40.0	4.0	10.00	10.00 - 10.00	USA	USA	Blank Check	EARLYBD	0.0	-	-	
12/11/14	12/12/14	Connecture, Inc.	Ord Shares		53.1	6.6	8.00	12.00 - 14.00	USA	USA	Technology	MS, JPM	(38.5)	10.0	10.0	
12/11/14	12/12/14	James River Group Holdings, Ltd.	Ord Shares		231.0	11.0	21.00	22.00 - 24.00	BMU	USA	Financials	STIFEL, UBS, FBR, BMO	(8.7)	-	-	
12/11/14	12/12/14	Avolon Holdings Ltd.	Ord Shares		272.7	13.6	20.00	21.00 - 23.00	IRL	USA	Consumer Svcs.	JPM, MS, CITI, UBS, WFC	(9.1)	-	-	
12/11/14	12/12/14	Hortonworks, Inc.	Ord Shares		115.0	7.2	16.00	12.00 - 14.00	USA	USA	Technology	GS, CS, RBC	23.1	64.9	64.9	
12/11/14	12/12/14	New Relic, Inc.	Ord Shares		115.0	5.0	23.00	20.00 - 22.00	USA	USA	Technology	MS, JPM, ALLEN, UBS	9.5	47.8	47.8	
12/11/14	12/12/14	Metaldyne Performance Group Inc.	Ord Shares		150.0	10.0	15.00	18.00 - 21.00	USA	USA	Consumer Goods	GS, BAML, DB, BRCLY, CS, RBC	(23.1)	0.7	0.7	
12/11/14	12/12/14	Workiva Inc.	Ord Shares		100.8	7.2	14.00	13.00 - 15.00	USA	USA	Technology	MS, CS	0.0	(1.8)	(1.8)	
12/11/14	12/11/14	Fibra MTY, S.A.P.I. de C.V.	Units		139.4	167.7	0.83	0.83 - 0.90	MEX	MEX	Financials	ACTCB	(4.0)	0.8	0.8	
12/10/14	12/11/14	Momo Inc.	ADR		216.0	16.0	13.50	12.50 - 14.50	CHN	USA	Technology	MS, CS, JPM, CHINAREN	0.0	26.1	12.2	
12/10/14	12/10/14	Grupo Rotoplas S.A. de C.V.	Ord Shares	✓	252.8	125.4	2.02	2.07 - 2.51	MEX	MEX	Industrials	GBMSA, BAML, GS, SANTANDER	(6.5)	0.9	2.6	
				Proceeds:	\$2,686.4								Mean:	(3.5)	22.8	22.4
				Deals:	12								Median:	(2.0)	10.0	10.0

Follow-ons:

Offer Date	Trade Date	Issuer	Share Type	144A Offering	Proceeds (\$M)	Shares Offered (M)	Offer Price (\$)	Accelerated Deal	Domicile Country	Exchange Country	Industry	Bookrunner(s)	Price Performance % Change			
													Latest File / Offer	Last Trade / Offer	Offer / Current	
12/12/14	12/12/14	Acadia Realty Trust	Ord Shares		108.0	3.4	31.75		USA	USA	Financials	CITI	(2.1)	(2.1)	(0.1)	
12/11/14	12/19/14	True North Commercial Real Estate Investment Trust	Units		23.8	4.4	5.36	✓	CAN	CAN	Financials	CIBCINC, RAYMND	(2.1)	(4.1)	(2.4)	
12/11/14	12/12/14	MEI Pharma, Inc.	Ord Shares		46.0	11.5	4.00		USA	USA	Healthcare	BAML	(25.8)	(4.9)	5.0	
12/11/14	12/12/14	Heritage-Crystal Clean, Inc.	Ord Shares		31.0	3.1	10.00		USA	USA	Industrials	WBLAIR, RBAIRD, NEEDHAM	(26.6)	(8.3)	(2.7)	
12/11/14	12/12/14	Aramark	Ord Shares		966.0	34.5	28.00		USA	USA	Industrials	GS, JPM, CS, MS, BRCLY, BAML, RBC, WFC	(5.2)	(2.0)	1.0	
12/11/14	12/12/14	Flexion Therapeutics, Inc.	Ord Shares		85.7	5.0	17.00		USA	USA	Healthcare	BMO, RBC	(5.9)	(1.8)	11.2	
12/11/14	12/12/14	Paylocity Holding Corp.	Ord Shares		120.8	4.6	26.25		USA	USA	Technology	DB, BAML, WBLAIR	(10.5)	(1.6)	(2.6)	
12/11/14	12/12/14	Nielsen N.V.	Ord Shares		860.0	20.0	43.00		USA	USA	Consumer Svcs.	CITI	(1.8)	(1.8)	0.8	
12/11/14	12/11/14	Mattress Firm Holding Corp.	Ord Shares		134.4	2.2	61.50		USA	USA	Consumer Svcs.	BRCLY	(1.6)	(1.6)	(1.2)	
12/10/14	12/11/14	Gramercy Property Trust Inc.	Ord Shares		352.8	59.8	5.90		USA	USA	Financials	MS, BAML, JPM, RBC	2.3	(0.8)	10.3	
12/10/14	12/11/14	Burlington Stores, Inc.	Ord Shares		344.8	8.0	43.10		USA	USA	Consumer Svcs.	JPM	(1.6)	(1.6)	5.5	
12/10/14	12/11/14	HD Supply Holdings, Inc.	Ord Shares		1,110.0	40.7	27.30		USA	USA	Industrials	BRCLY	(3.3)	(3.3)	0.3	
12/10/14	12/11/14	Kite Pharma, Inc.	Ord Shares		188.2	3.5	54.00		USA	USA	Healthcare	JEFFER, CS, COWEN	4.5	(0.7)	1.5	
12/10/14	12/11/14	Agios Pharmaceuticals, Inc.	Ord Shares		220.0	2.0	110.75	✓	USA	USA	Healthcare	JPM, GS	0.2	(0.7)	8.0	
12/10/14	12/11/14	Fiat Chrysler Automobiles N.V.	Ord Shares		1,100.0	100.0	11.00		GBR	USA	Consumer Goods	JPM, GS, BRCLY, UBS, CITI, BAML, MS	(16.8)	(4.1)	3.3	
12/10/14	12/11/14	Bright Horizons Family Solutions Inc.	Ord Shares		360.0	8.0	45.00		USA	USA	Consumer Svcs.	BRCLY	(1.6)	(1.6)	(0.2)	
12/09/14	12/10/14	Platinum Group Metals Ltd.	Ord Shares		110.0	207.6	0.53		USA	USA	Basic Materials	BMO, GMPSECLP	(13.1)	(12.9)	(4.1)	
12/09/14	12/10/14	Brixmor Property Group Inc.	Ord Shares		136.0	5.6	24.25		USA	USA	Financials	CITI	(0.4)	(0.4)	(0.4)	
12/09/14	12/10/14	Energous Corp.	Ord Shares		20.0	2.9	7.00		USA	USA	Technology	OPPEN, ROTH	(23.6)	(12.5)	3.6	
12/09/14	12/09/14	LaSalle Hotel Properties	Ord Shares		306.3	7.6	40.30		USA	USA	Financials	BRCLY, DB, MS	(1.4)	(1.4)	(0.8)	
12/09/14	12/09/14	Terreno Realty Corp.	Ord Shares		191.6	9.8	19.60	✓	USA	USA	Financials	GS, KEYBANC	(4.4)	(4.4)	2.1	
12/09/14	12/09/14	Manchester United plc	Ord Shares		46.8	3.0	15.60		USA	USA	Consumer Svcs.	JEFFER	(5.1)	(5.1)	(2.3)	
				Proceeds:	\$6,862.1								Mean:	(6.6)	(3.5)	1.6
				Deals:	22								Median:	(2.7)	(1.9)	0.6

Equity-linked Offerings:

Offer Date	Trade Date	Issuer	Share Type	144A Offering	Proceeds (\$M)	Coupon	Premium	Maturity	Domicile Country	Exchange Country	Industry	Bookrunner(s)	Coupon		Premium
													Talk	Talk	
12/10/14	12/11/14	IGI Laboratories, Inc.	CVT	✓	125.0	3.75	27.00	12/15/19	USA	USA	Healthcare	DB, JPM	3.25-3.75	25-30	
12/10/14	12/11/14	Fiat Chrysler Automobiles N.V.	Units		2,875.0	7.88	17.50	12/16/16	GBR	USA	Consumer Goods	JPM, GS, BRCLY, UBS, CITI, BAML, MS	7.125-7.875	17.5-22.5	
12/09/14	12/10/14	T-Mobile US, Inc.	CVT Pfd		869.6	5.50	20.00	12/15/17	USA	USA	Technology	GS, MS, CITI	5.0-5.5	20.0-25.0	
12/09/14	12/10/14	Envestnet, Inc.	CVT		150.0	1.75	32.50	12/15/19	USA	USA	Industrials	STIFEL, CS, BMO	1.5-2	30-35	
				Proceeds:	\$4,019.6										
				Deals:	4										



Americas - Pipeline Deals

Expected Deals:

Initial Filing Date	Expected Date	Issuer	Issue Type	Share Type	Proceeds (\$M)	Shares Offered (M)	Latest Filing Range	Domicile Country	Exchange Country	Industry	Bookrunner(s)
11/06/14	12/16/14	Rice Midstream Partners LP	IPO	Units	500.0	25.0	19.00 - 21.00	USA	USA	Energy	BRCLY, CITI, WFC, GS, RBC
11/10/14	12/16/14	On Deck Capital, Inc.	IPO	Ord Shares	170.0	10.0	16.00 - 18.00	USA	USA	Financials	MS, BAML, JPM, DB, JEFFER
11/18/14	12/17/14	Bellicum Pharmaceuticals, Inc.	IPO	Ord Shares	100.0	6.3	15.00 - 17.00	USA	USA	Healthcare	JEFFER, CITI, PIPER
11/17/14	12/18/14	Juno Therapeutics, Inc.	IPO	Ord Shares	152.6	9.3	15.00 - 18.00	USA	USA	Healthcare	MS, JPM, GS
10/24/14	12/18/14	First Guaranty Bancshares, Inc.	FO	Ord Shares	91.4	4.6	20.00	USA	USA	Financials	RAYMND
12/02/14	w/k of 12/15/2014	Ocata Therapeutics, Inc.	FO	Ord Shares	62.1	10.0	6.21	USA	USA	Healthcare	JEFFER, COWEN, PIPER

Proceeds: \$1,076.2

Deals: 6

Initial Filed Deals:

Initial Filing Date	Expected Date	Issuer	Issue Type	Share Type	Proceeds (\$M)	Shares Offered (M)	Latest Filing Range	Domicile Country	Exchange Country	Industry	Bookrunner(s)
12/08/14	To be ann.	SunEdison Semiconductor LTD	FO	Ord Shares	237.1	12.0	19.76	SGP	USA	Technology	DB
12/09/14	To be ann.	TerraForm Power, Inc.	FO	Ord Shares	350.0	N/A	30.56	USA	USA	Energy	BRCLY, GS, MS, BAML, CITI, MACQUARIE
12/11/14	To be ann.	Abengoa Yield, plc	FO	Ord Shares	247.9	9.2	26.95	GBR	USA	Utilities	CITI
12/11/14	To be ann.	ImmunoCellular Therapeutics, Ltd.	FO	Units	20.0	N/A	N/A	USA	USA	Healthcare	ROTH
12/12/14	To be ann.	FinTech Acquisition Corp	IPO	Units	100.0	10.0	10.00 - 10.00	USA	USA	Blank Check	CANTOR

Proceeds: \$955.1

Deals: 5

Withdrawn or Postponed Deals:

Initial Filing Date	W/P Date	Issuer	Status	Issue Type	Proceeds (\$M)	Shares Offered (M)	Latest Filing Range	Domicile Country	Exchange Country	Industry	Bookrunner(s)
12/08/14	12/08/14	CTPartners Executive Search, Inc.	Postponed	FO	20.5	1.1	18.50	USA	USA	Industrials	WBLAIR
10/15/14	12/11/14	Polar Star Realty Trust Inc.	Withdrawn	IPO	500.0	43.5	10.00 - 13.00	USA	USA	Financials	FBR, WUNDER, ABGSCASA

Proceeds: \$520.5

Deals: 2



EMEA - Priced Deals

IPOs:

Offer Date	Trade Date	Issuer	Share Type	144A Offering	Proceeds (\$M)	Shares Offered (M)	Offer Price (\$)	Latest File Range	Domicile Country	Exchange Country	Industry	Bookrunner(s)	Price Performance % Change				
													Midpoint / Offer	Offer / 1 Day	Offer / Current		
12/12/14	12/18/14	Mercia Technologies PLC	Ord Shares		109.8	140.0	0.78	N/A	GBR	GBR	Financials	CENKOS	-	-	-		
12/12/14	12/16/14	Renonorden Asa	Ord Shares	✓	117.2	17.8	6.57	6.43 - 6.71	NOR	NOR	Industrials	DANSKED, DCARNEG, DNB	0.0	-	-		
12/08/14	12/08/14	Midatech Pharma PLC	Ord Shares		50.2	12.0	4.19	4.18 - 4.18	GBR	GBR	Healthcare	PANMURE	0.0	3.4	(0.2)		
			Proceeds:		\$277.2									Mean:	0.0	3.4	(0.2)
			Deals:		3									Median:	0.0	3.4	(0.2)

Follow-ons:

Offer Date	Trade Date	Issuer	Share Type	144A Offering	Proceeds (\$M)	Shares Offered (M)	Offer Price (\$)	Accelerated Deal	Domicile Country	Exchange Country	Industry	Bookrunner(s)	Price Performance % Change				
													Latest File / Offer	Last Trade / Offer	Offer / Current		
12/12/14	12/17/14	Oasmia Pharmaceutical AB	Rights		23.5	9.8	2.40		SWE	SWE	Healthcare	N/A	0.0	(7.2)	8.3		
12/12/14	12/16/14	Onxeo SA	Rights		50.5	9.1	5.58		FRA	FRA	Healthcare	NATIX, ODDOCIE, NORDDN	0.0	(18.3)	18.9		
12/12/14	12/12/14	UBM PLC	Rights		858.5	190.0	4.52		GBR	GBR	Consumer Svcs.	JPM, CS	0.0	(37.5)	57.8		
12/12/14	12/12/14	UBM PLC	Ord Shares		48.1	6.8	7.12		GBR	GBR	Consumer Svcs.	JPM, CS	(1.6)	(1.6)	0.2		
12/11/14	12/16/14	Wereldhave NV	Rights		648.9	12.6	51.43		NLD	NLD	Financials	JPM, KEMPENCO, RBSCOT, ING	0.0	(24.2)	31.1		
12/11/14	12/15/14	Arkema SA	Rights		437.2	9.1	48.03		FRA	FRA	Basic Materials	NATIX, BNPPAR, CITI, CREDITAG, SOCGEN	0.0	(29.5)	36.4		
12/11/14	12/12/14	Saudi Arabian Mining Company	Ord Shares		110.3	14.7	7.51		SAU	SAU	Basic Materials	HSBC, GIBBAH, SAMBAFG, ALJAZIRA	(3.0)	(10.0)	11.1		
12/11/14	12/12/14	NIC Bank Limited	Rights		22.8	42.7	0.53		KEN	KEN	Financials	N/A	0.0	(23.6)	29.9		
12/09/14	12/18/14	Attacq Limited	Ord Shares		56.2	29.6	1.90		ZAF	ZAF	Financials	JAVACAP	(4.0)	(4.0)	0.9		
12/08/14	01/06/15	Hangar 8 Plc	Ord Shares		26.7	6.1	4.36		GBR	GBR	Consumer Svcs.	CANTOR	(7.0)	(2.6)	7.7		
12/08/14	12/08/14	Euronext	Ord Shares		118.8	4.2	28.27		NLD	FRA	Financials	RBSCOT, JPM, SOCGEN	(3.2)	(3.2)	6.8		
			Proceeds:		\$2,401.4									Mean:	(1.7)	(14.7)	19.0
			Deals:		11									Median:	0.0	(10.0)	11.1

Equity-linked Offerings:

Offer Date	Trade Date	Issuer	Share Type	144A Offering	Proceeds (\$M)	Coupon	Premium	Maturity	Domicile Country	Exchange Country	Industry	Bookrunner(s)	Coupon Talk	Premium Talk
			Proceeds:		\$267.7									
			Deals:		1									

EMEA - Pipeline Deals

Expected Deals:

Initial Filing Date	Expected Date	Issuer	Issue Type	Share Type	Proceeds (\$M)	Shares Offered (M)	Latest Filing Range	Domicile Country	Exchange Country	Industry	Bookrunner(s)
07/31/14	12/15/14	Meda AB	FO	Rights	294.2	33.2	8.86	SWE	SWE	Healthcare	To be ann.
09/17/14	12/15/14	Tessenderlo Chemie NV	FO	Rights	226.5	10.6	21.38	BEL	BEL	Basic Materials	KBCBK
11/12/14	12/16/14	Connect Group PLC.	FO	Rights	87.4	54.1	1.61	GBR	GBR	Consumer Svcs.	JPM, LIBCAP
06/23/14	12/19/14	Plaza Centers N.V.	FO	Rights	24.0	282.3	0.09	NLD	GBR	Financials	To be ann.

Proceeds: \$632.2

Deals: 4

Initial Filed Deals:

Initial Filing Date	Expected Date	Issuer	Issue Type	Share Type	Proceeds (\$M)	Shares Offered (M)	Latest Filing Range	Domicile Country	Exchange Country	Industry	Bookrunner(s)
12/08/14	To be ann.	Petropavlovsk PLC	FO	Rights	235.0	N/A	0.08	GBR	GBR	Basic Materials	BAML
12/08/14	To be ann.	Petropavlovsk PLC	CVT	CVT	100.0	N/A	N/A	GBR	GBR	Basic Materials	BAML
12/09/14	To be ann.	Pandora A/S	FO	Ord Shares	516.6	5.9	87.56	DNK	DNK	Consumer Svcs.	GS
12/09/14	01/14/15	Haldane McCall Equity Real Estate Investment Trust	IPO	Units	72.6	2,600.0	0.03 - 0.03	NGR	NGR	Financials	To be ann.
12/11/14	To be ann.	Hugo Boss AG	FO	Ord Shares	632.6	4.9	129.10	DEU	DEU	Consumer Goods	UBS

Proceeds: \$1,556.8

Deals: 5

Withdrawn or Postponed Deals:

Initial Filing Date	W/P Date	Issuer	Status	Issue Type	Proceeds (\$M)	Shares Offered (M)	Latest Filing Range	Domicile Country	Exchange Country	Industry	Bookrunner(s)
---------------------	----------	--------	--------	------------	----------------	--------------------	---------------------	------------------	------------------	----------	---------------

No deals were withdrawn or postponed last week

Asia-Pacific - Priced Deals

IPOs:

Offer Date	Trade Date	Issuer	Share Type	144A Offering	Proceeds (\$M)	Shares Offered (M)	Offer Price (\$)	Latest File Range	Domicile Country	Exchange Country	Industry	Bookrunner(s)	Price Performance % Change		
													Midpoint / Offer	Offer / 1 Day	Offer / Current
12/12/14	12/19/14	BAIC Motor Corporation Limited	Ord Shares	✓	1,351.1	1,176.9	1.15	0.97 - 1.25	CHN	HKG	Consumer Goods	DB, HSBC, MS, CITIC, CHINAMER, UBS	2.3	-	-
12/12/14	12/19/14	BAIC Motor Corporation Limited	Ord Shares		71.1	61.9	1.15	0.97 - 1.25	CHN	HKG	Consumer Goods	DB, HSBC, MS, CITIC, CHINAMER, UBS, CSCO, BKCHINA	2.3	-	-
12/12/14	12/19/14	Linekong Interactive Co., Ltd.	Ord Shares	✓	126.2	99.9	1.26	1.26 - 1.69	CHN	HKG	Consumer Goods	CITI, MACQUARIE, CCB	(14.4)	-	-
12/12/14	12/16/14	SurfStitch Group Limited	Ord Shares		69.3	83.2	0.83	0.83 - 0.83	AUS	AUS	Consumer Svcs.	JPM	0.0	-	-
12/12/14	12/16/14	U-NEXT Co., Ltd.	Ord Shares		39.9	1.6	25.48	25.27 - 26.05	JPN	JPN	Consumer Svcs.	DAIWA	1.5	-	-
12/11/14	12/17/14	Xiabuxiabu Catering Management (China) Holdings Co., Ltd.	Ord Shares	✓	123.9	204.4	0.61	0.57 - 0.64	CHN	HKG	Consumer Svcs.	CS, BAML	0.0	-	-
12/11/14	12/16/14	SFP Dining Co., Ltd.	Ord Shares		122.8	7.5	16.48	15.11 - 17.72	JPN	JPN	Consumer Svcs.	MIZUHO	2.6	-	-
12/11/14	12/15/14	Australian Careers Network Limited	Ord Shares		45.1	32.0	1.41	1.41 - 1.41	AUS	AUS	Consumer Svcs.	PETRA	0.0	-	-
12/11/14	12/12/14	Keppel DC REIT	Units		146.5	207.4	0.71	0.71 - 0.71	SGP	SGP	Financials	DBSBANK, STANDARD, CS, DB, GS	0.0	-	-
12/11/14	12/12/14	Keppel DC REIT	Units		38.0	53.8	0.71	0.71 - 0.71	SGP	SGP	Financials	DBSBANK, STANDARD, CS, DB, GS	0.0	-	-
12/11/14	12/12/14	Kazakhstan Electricity Grid Operating Company(KEGOC)	Ord Shares		71.0	26.0	2.73	3.35 - 3.35	-	-	Utilities	N/A	0.0	-	-
12/10/14	12/17/14	Nirvana Asia LTD	Ord Shares	✓	235.0	607.2	0.39	0.39 - 0.44	HKG	HKG	Consumer Svcs.	DBSBANK, UBS, CIMB	(6.0)	-	-
12/10/14	12/17/14	Nirvana Asia LTD	Ord Shares		26.1	67.5	0.39	0.39 - 0.44	HKG	HKG	Consumer Svcs.	UBS, DBSBANK, CIMB	(6.0)	-	-
12/10/14	12/15/14	TechnoPro Holdings, Inc.	Ord Shares		463.6	27.3	17.01	15.70 - 17.01	JPN	JPN	Industrials	NOMURA	4.0	-	-
12/10/14	12/11/14	iFAST Corporation Ltd	Ord Shares		21.6	30.0	0.72	N/A	SGP	SGP	Financials	DBSBANK, RHBCAP	-	6.3	16.8
12/09/14	12/17/14	Digital EMC Co., Ltd.	Ord Shares		35.2	2.1	16.49	13.73 - 17.52	KOR	KOR	Industrials	KIWOOM	12.1	-	-
12/09/14	12/11/14	Huadian Heavy Industries Co., Ltd.	Ord Shares		242.9	150.0	1.62	1.60 - 1.60	CHN	CHN	Industrials	CHINAMER	0.0	-	-
12/09/14	12/10/14	Centuria Metropolitan REIT	Units		95.0	57.2	1.66	1.72 - 1.72	AUS	AUS	Financials	UBS, CIMB	0.0	5.0	4.0
12/09/14	12/10/14	Godfreys Group Limited	Ord Shares		64.5	28.2	2.28	2.56 - 2.56	AUS	AUS	Consumer Svcs.	CCMNGR, CS	0.0	3.6	5.8
12/09/14	12/10/14	Hainan Mining Co., Ltd.	Ord Shares		314.0	186.7	1.68	1.69 - 1.69	CHN	CHN	Basic Materials	GJSEC	0.0	44.0	91.7
12/08/14	12/09/14	Aconex Limited	Ord Shares		117.4	73.7	1.59	1.66 - 1.66	AUS	AUS	Technology	MACQUARIE, UBS	0.0	(5.3)	(10.5)
					Proceeds:	\$3,820.2						Mean:	(0.1)	10.7	21.6
					Deals:	18						Median:	0.0	5.0	5.8

Follow-ons:

Offer Date	Trade Date	Issuer	Share Type	144A Offering	Proceeds (\$M)	Shares Offered (M)	Offer Price (\$)	Accelerated Deal	Domicile Country	Exchange Country	Industry	Bookrunner(s)	Price Performance % Change		
													Latest File / Offer	Last Trade / Offer	Offer / Current
12/12/14	12/29/14	Kunwha Pharmaceutical Co., Ltd.	Rights		87.5	7.0	12.56		KOR	KOR	Healthcare	N/A	0.0	(1.1)	3.2
12/12/14	12/18/14	Treasury Group, LTD	Ord Shares		24.8	2.9	8.54		AUS	AUS	Financials	ORD	(11.4)	(11.4)	9.8
12/12/14	12/16/14	China Strategic Holdings Ltd.	Rights		22.9	2,219.5	0.01		HKG	HKG	Financials	ENERCHINE	0.0	(40.3)	66.3
12/12/14	12/15/14	Allied Bank Limited.	Ord Shares		141.3	131.2	1.08		PAK	PAK	Financials	N/A	(3.2)	(2.4)	4.1
12/12/14	12/15/14	Batavia Prosperindo Finance Tbk, PT	Rights		28.5	700.0	0.04		IDN	IDN	Financials	N/A	0.0	(10.7)	12.0
12/11/14	12/18/14	Paladin Energy Ltd.	Rights		78.5	363.8	0.22		AUS	AUS	Basic Materials	JPM	0.0	(17.5)	19.2
12/11/14	12/15/14	Cangzhou Mingzhu Plastic Co., Ltd.	Ord Shares		55.1	23.6	2.33		CHN	CHN	Industrials	QILU	(5.8)	(4.8)	5.5
12/10/14	12/18/14	Activia Properties Inc.	Units	✓	103.1	0.0	8,202.33		JPN	JPN	Financials	N/A	3.6	(2.0)	4.2
12/10/14	12/18/14	Activia Properties Inc.	Units		110.7	0.0	8,202.33		JPN	JPN	Financials	N/A	3.6	(2.0)	4.2
12/10/14	12/17/14	Capitol Health Ltd.	Ord Shares		31.1	64.7	0.48		AUS	AUS	Healthcare	CS	(9.4)	(9.4)	30.2
12/10/14	12/11/14	ImpediMed Ltd.	Rights		20.3	40.7	0.50		AUS	AUS	Healthcare	CANACC	0.0	(24.1)	27.5
12/10/14	12/11/14	Astral Poly Technik Ltd.	Ord Shares		38.9	6.0	6.50		IND	IND	Industrials	AMBIT, KOTAKGRP	(4.7)	(3.3)	0.4
12/09/14	12/17/14	Hironic Co., Ltd.	Ord Shares		25.0	0.6	45.45		KOR	KOR	Healthcare	SHINHAN	12.8	-	-
12/09/14	12/09/14	Steel Authority of India Limited.	Ord Shares		278.5	206.5	1.35		IND	IND	Basic Materials	AXISBANK, DB, HSBC, JPM, KOTAKGRP, SBICAP	(7.1)	1.5	(5.7)
12/09/14	12/09/14	LG UPlus Corporation	Ord Shares		188.2	19.2	9.80		KOR	KOR	Technology	N/A	(2.7)	(2.2)	1.4
12/08/14	12/12/14	Max's Group, Inc.	Ord Shares		78.4	197.2	0.40		PHL	PHL	Consumer Svcs.	BPICAP	(11.3)	(3.5)	1.4
12/08/14	12/10/14	Westone Information Industry Inc.	Ord Shares		127.8	43.5	2.93		CHN	CHN	Technology	DONGSEC	(64.3)	(66.1)	243.5
12/08/14	12/10/14	PICC Property & Casualty Company Ltd.	Rights		365.5	379.8	0.96		CHN	HKG	Financials	CICC, HSBC, GS	0.0	(52.2)	98.7
12/08/14	12/09/14	Jilin Guanhua Holding Group Co., Ltd	Ord Shares		401.5	428.9	0.94		CHN	CHN	Financials	N/A	(34.1)	(34.1)	46.0
12/08/14	12/09/14	Harbin Electric Coporation Jiamusi Electric Machine Co Ltd	Ord Shares		129.5	71.7	1.81		CHN	CHN	Industrials	HAITSEC	(26.3)	(26.3)	30.3
12/08/14	12/09/14	PICC Property & Casualty Company Ltd.	Rights		812.8	844.6	0.96		CHN	HKG	Financials	CICC, HSBC, GS	0.0	(52.2)	98.7
12/08/14	12/09/14	Infosys Limited	Ord Shares		1,048.6	32.6	32.17		IND	IND	Technology	DB	(3.9)	(3.9)	(2.5)
					Proceeds:	\$4,198.4						Mean:	(7.5)	(17.5)	33.2
					Deals:	21						Median:	(3.0)	(9.4)	9.8



Asia-Pacific - Priced Deals

Equity-linked Offerings:

Offer Date	Trade Date	Issuer	Share Type	144A Offering	Proceeds (\$M)	Coupon	Premium	Maturity	Domicile Country	Exchange Country	Industry	Bookrunner(s)	Coupon Talk	Premium Talk
12/10/14	12/10/14	New China Life Insurance Co., Ltd.	CVT		647.6	1.50	9.35	12/10/17	CHN	CHN	Financials	CICC, UBS, FOUNDER	-	-
12/10/14	12/10/14	China Petrochemical Development Corporation.	CVT		132.0	-	16.38	12/17/19	TWN	TWN	Basic Materials	BRCLY	-	-
				Proceeds:	\$779.6									
				Deals:	2									

Asia-Pacific - Pipeline Deals

Expected Deals:

Initial Filing Date	Expected Date	Issuer	Issue Type	Share Type	Proceeds (\$M)	Shares Offered (M)	Latest Filing Range	Domicile Country	Exchange Country	Industry	Bookrunner(s)
11/14/14	12/15/14	Gumi Inc.	IPO	Ord Shares	322.9	11.9	25.91 - 28.50	JPN	JPN	Consumer Goods	NOMURA
11/28/14	12/15/14	oOh!media Group Limited	IPO	Ord Shares	144.4	87.5	1.65 - 1.65	AUS	AUS	Consumer Svcs.	JPM, MACQUARIE
11/17/14	12/15/14	Arvida Group Limited	IPO	Ord Shares	63.2	84.2	0.75 - 0.75	NZL	NZL	Healthcare	FRSYTH
11/13/14	12/15/14	Dairei Co.,Ltd.	IPO	Ord Shares	22.8	1.5	14.76 - 15.63	JPN	JPN	Consumer Goods	MITSUFIN
09/05/14	12/16/14	Dalian Wanda Commercial Properties Co., Ltd.	IPO	Ord Shares	3,361.1	570.0	5.39 - 6.40	CHN	HKG	Financials	CICC, HSBC, UBS, GS, BKCHINA
11/14/14	12/16/14	METAWATER Co., Ltd.	IPO	Ord Shares	213.8	10.0	20.73 - 22.02	JPN	JPN	Industrials	NOMURA
09/05/14	12/16/14	Dalian Wanda Commercial Properties Co., Ltd.	IPO	Ord Shares	176.9	30.0	5.39 - 6.40	CHN	HKG	Financials	CICC, GS, UBS, HSBC, BKCHINA, CITI, MS, BAML, ICBKCH, CCB, ABC, DB, CS, ORIENPAT, HAITSEC, NOMURA, BRCLY, CHINAMER, DBSBANK, CCAMC, MACQUARIE, UBS
11/19/14	12/16/14	Duet Group	FO	Rights	107.4	N/A	2.09	AUS	AUS	Utilities	CIMB, MORGAN
11/21/14	12/16/14	Lovisa Holdings Limited	IPO	Ord Shares	88.6	51.0	1.74 - 1.74	AUS	AUS	Consumer Svcs.	MACQUARIE, UBS
11/11/14	12/16/14	Pacific Andes International Holdings Ltd.	FO	Rights	54.8	2,361.0	0.02	HKG	HKG	Consumer Goods	STANDARD, DBSBANK, KIMENGLD
09/15/14	12/16/14	Humedix Co., Ltd.	IPO	Ord Shares	23.2	1.0	21.87 - 24.57	KOR	KOR	Healthcare	KISCO
10/02/14	12/16/14	Aerospace Technology Of Korea Inc.	IPO	Ord Shares	22.9	2.9	6.59 - 9.42	KOR	KOR	Industrials	KBFIN
10/23/14	12/16/14	Lepanto Consolidated Mining Co	FO	Rights	21.2	4,741.5	0.00	PHL	PHL	Basic Materials	MULTINV
11/14/14	12/17/14	Arowana Australasian Value Opportunities Fund Limited	IPO	Ord Shares	52.4	60.0	0.87 - 0.87	AUS	AUS	Blank Check	To be ann.
11/17/14	12/17/14	eREX CO.,Ltd.	IPO	Ord Shares	39.3	4.0	9.61 - 10.04	JPN	JPN	Utilities	NOMURA
11/26/14	12/18/14	Boulder Steel Ltd.	FO	Ord Shares	157.1	250.0	0.63	AUS	AUS	Basic Materials	To be ann.
11/25/14	12/18/14	Harvey Norman Holdings Limited	FO	Rights	104.0	48.3	2.15	AUS	AUS	Consumer Svcs.	PATERS
10/31/14	12/18/14	KB No.6 Special Purpose Acquisition Company	IPO	Ord Shares	28.1	15.0	1.87 - 1.87	KOR	KOR	Blank Check	KBFIN
09/23/14	12/18/14	Artini China Company, LTD	FO	Rights	23.9	1,856.0	0.01	HKG	HKG	Consumer Svcs.	GIJSEC
08/20/14	12/19/14	Shengjing Bank Co., Ltd.	IPO	Ord Shares	1,284.3	1,306.3	0.96 - 1.01	CHN	HKG	Financials	CHINAMER, UOB, CCB, HAITSEC, SHYUHK
10/23/14	12/19/14	Shangri-La Asia Ltd.	FO	Rights	673.9	471.0	1.43	HKG	HKG	Consumer Svcs.	To be ann.
12/11/14	12/19/14	LH Shopping Centers Leasehold Real Estate Investment Trust	IPO	Units	149.1	488.1	0.30 - 0.31	THA	THA	Financials	To be ann.
08/20/14	12/19/14	Shengjing Bank Co., Ltd.	IPO	Ord Shares	67.6	68.8	0.96 - 1.01	CHN	HKG	Financials	CHINAMER, UOB, CCB, SHYUHK, HAITSEC, CONVOY, RHBCAP, PHILCAP, QUAMLTD
10/14/14	12/19/14	US Residential Fund	IPO	Units	52.6	60.0	0.88 - 0.88	AUS	AUS	Financials	To be ann.
11/28/14	12/19/14	Contango Microcap Ltd.	CVT	CVT	25.6	N/A	N/A	AUS	AUS	Financials	EVANSPAR, BBY
					Proceeds:	\$7,280.9					
					Deals:	23					

Initial Filed Deals:

Initial Filing Date	Expected Date	Issuer	Issue Type	Share Type	Proceeds (\$M)	Shares Offered (M)	Latest Filing Range	Domicile Country	Exchange Country	Industry	Bookrunner(s)
12/08/14	To be ann.	China Resources Land Ltd.	FO	Rights	964.9	415.3	2.32	HKG	HKG	Financials	To be ann.
12/08/14	To be ann.	Zhongchang Marine Co., Ltd.	FO	Ord Shares	169.2	118.4	1.43	CHN	CHN	Industrials	To be ann.
12/08/14	03/05/15	China Jinhai International Group Limited	FO	Ord Shares	80.0	4,134.9	0.02	HKG	HKG	Technology	FREEMAN
12/08/14	To be ann.	Synthetic Products Enterprises Limited	IPO	Ord Shares	58.6	193.5	0.22 - 0.38	PAK	PAK	Basic Materials	ARIF
12/08/14	To be ann.	Vsolar Group Berhad	FO	Rights	32.5	1,153.1	0.03	MYS	MYS	Technology	To be ann.
12/09/14	To be ann.	IRB Infrastructure Developers Ltd.	FO	Ord Shares	242.3	N/A	4.14	IND	IND	Industrials	To be ann.
12/09/14	To be ann.	Sunyard System Engineering Company Ltd.	FO	Ord Shares	193.8	60.3	3.21	CHN	CHN	Technology	To be ann.
12/09/14	12/24/14	Canvest Environmental Protection Group Company Limited	IPO	Ord Shares	135.3	450.0	0.30 - 0.30	HKG	HKG	Industrials	CHINAMER
12/09/14	12/11/14	TICON Freehold and Leasehold Real Estate Investment Trust	IPO	Units	103.7	342.5	0.30 - 0.30	THA	THA	Financials	BANGKOKBK
12/09/14	To be ann.	PT Ratu Prabu Energy Tbk	FO	Rights	59.7	6,272.0	0.01	IDN	IDN	Energy	To be ann.
12/10/14	01/20/15	APA Group	FO	Rights	812.3	N/A	5.48	AUS	AUS	Energy	MACQUARIE, MS, DB, WILSONHT
12/10/14	To be ann.	Wistron Corporation	CVT	CVT	280.0	N/A	N/A	TWN	TWN	Technology	To be ann.
12/10/14	To be ann.	Skyworth Digital Holdings, LTD	CVT	CVT	167.7	N/A	N/A	HKG	HKG	Consumer Goods	To be ann.
12/10/14	To be ann.	Feishang Anthracite Resources Ltd.	FO	Ord Shares	21.4	13.5	1.59	HKG	HKG	Energy	CASH
12/11/14	To be ann.	Aurobindo Pharma, LTD	FO	Ord Shares	350.0	N/A	18.17	IND	IND	Healthcare	To be ann.
					Proceeds:	\$3,671.1					
					Deals:	15					

Asia-Pacific - Pipeline Deals

Withdrawn or Postponed Deals:

Initial Filing Date	W/P Date	Issuer	Status	Issue Type	Proceeds (\$M)	Shares Offered (M)	Latest Filing Range	Domicile Country	Exchange Country	Industry	Bookrunner(s)
10/29/14	12/08/14	Jasmine Broadband Internet Infrastructure Fund	Postponed	IPO	1,737.0	5,500.0	0.31 - 0.32	THA	THA	Financials	BLS, MS
04/15/10	12/08/14	China Grand Automotive Service Co., Ltd	Withdrawn	IPO	798.8	N/A	N/A	CHN	HKG	Consumer Goods	CICC, GS, CITIC, CITI, HSBC, UBS
09/04/14	12/09/14	China Tuna Industry Group Holdings Limited	Withdrawn	IPO	150.0	N/A	N/A	CHN	HKG	Consumer Goods	To be ann.
10/04/13	12/09/14	IL&FS Engineering and Construction Company Limited	Withdrawn	FO	48.6	N/A	0.52	IND	IND	Industrials	EDELHLD, ILFSCAP
06/10/13	12/09/14	Naim Indah Corporation Berhad	Withdrawn	FO	22.7	702.0	N/A	MYS	MYS	Financials	To be ann.
12/12/13	12/12/14	Protasco Bhd.	Withdrawn	FO	21.5	50.0	0.43	MYS	MYS	Industrials	AMINV

Proceeds: \$2,778.6
Deals: 6