



### Americas Highlights

**30 deals priced last week for \$8,552.8 M**

- In U.S. economic news, the leading indicators index added 0.7%, surpassing predictions, while CPI jumped 0.1% in April, matching expectations. Elsewhere, housing starts increased to 1.135 million in April, as building permits rose to 1.143 million, both surpassing expectations.
- In labor news, initial claims jumped to 274K, missing predictions, while continuing claims fell to 2.211 million, beating expectations. Furthermore, the Philadelphia Fed Index edged down to 6.7 in May, falling short of expectations.

### EMEA Highlights

**18 deals priced last week for \$4,937.9 M**

- Germany's GDP grew 0.3% sequentially in the first quarter, down from the 0.7% sequential growth seen in the fourth quarter of last year. Furthermore, year-over-year growth ticked down to 1.1% during the quarter, falling from 1.6% seen in the fourth quarter.
- U.K. retail sales including auto fuel grew by 1.2% in April, reversing course from a 0.7% decline in March, and surpassing economists' forecasts of a 0.4% gain. Furthermore, excluding auto fuel, retail sales jumped by 1.2% during the month following a flat reading in March, also exceeding expectations of a 0.2% rise.

### Asia-Pacific Highlights

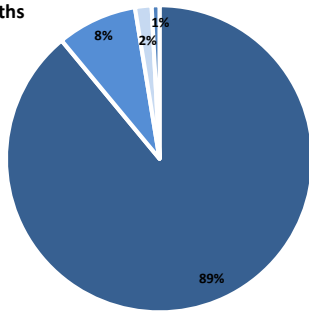
**23 deals priced last week for \$10,318.9 M**

- Hong Kong's inflation rate expanded by 2.8% at an annualized rate in April, down significantly from March's 4.5% year-over-year gain, and missing expectations of a 4.3% gain. Moreover, April's reading marks the lowest rate seen since July 2012, when consumer prices rose by a mere 1.6%.
- According to a preliminary reading from Japan's Cabinet Office, the country's GDP posted a 0.6% sequential rise in the first quarter, up from a downwardly-revised 0.3% rise in the fourth quarter of 2014, and surpassed expectations of a 0.4% rise.

## Top Market Share By Exchange Country:

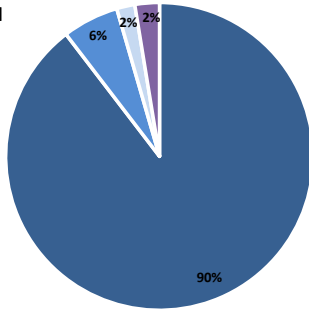
### Americas

Trailing 12 Months



United States Canada Mexico Other

Year-Ago Period

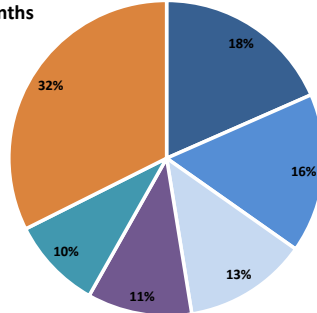


United States Canada Mexico Other

Rank	Country	TTM			Year-Ago TTM		
		Proceeds (\$M)	Market Share	# of Deals	Proceeds (\$M)	Market Share	# of Deals
1	United States	337,476.9	89.0%	1021	298,070.3	89.6%	1131
2	Canada	31,998.0	8.4%	160	19,688.1	5.9%	168
3	Mexico	6,624.1	1.7%	15	6,355.3	1.9%	11
4	Brazil	2,768.9	0.7%	8	5,544.4	1.7%	17
5	Chile	350.0	0.1%	2	1,787.5	0.5%	6
6	Peru	0.0	0.0%	0	0.0	0.0%	0
7	Colombia	0.0	0.0%	0	1,242.3	0.4%	1
<b>Subtotal</b>		<b>379,217.9</b>		<b>1,206</b>	<b>332,687.9</b>		<b>1,334</b>

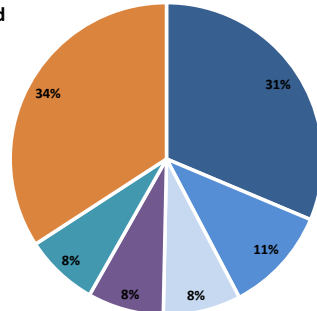
### EMEA

Trailing 12 Months



United Kingdom Spain Germany Italy France Other

Year-Ago Period

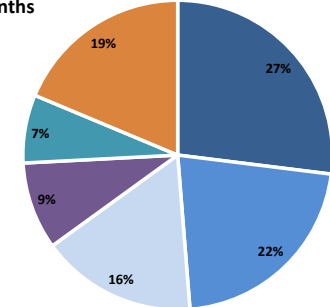


United Kingdom Germany France Greece Spain Other

Rank	Country	TTM			Year-Ago TTM		
		Proceeds (\$M)	Market Share	# of Deals	Proceeds (\$M)	Market Share	# of Deals
1	United Kingdom	46,212.5	18.4%	204	74,258.1	31.3%	211
2	Spain	41,017.9	16.3%	28	18,063.3	7.6%	24
3	Germany	31,820.0	12.7%	53	25,954.3	11.0%	54
4	Italy	26,918.0	10.7%	38	12,308.7	5.2%	41
5	France	23,663.4	9.4%	51	19,051.3	8.0%	48
6	Netherlands	17,928.0	7.1%	21	5,050.1	2.1%	14
7	Saudi Arabia	8,635.9	3.4%	14	289.3	0.1%	3
8	South Africa	7,529.1	3.0%	31	3,438.4	1.5%	17
9	Sweden	6,717.5	2.7%	33	10,082.3	4.3%	19
10	Portugal	5,378.3	2.1%	5	4,097.9	1.7%	9
11	Switzerland	5,352.9	2.1%	17	7,442.4	3.1%	18
12	Denmark	4,054.6	1.6%	6	4,285.1	1.8%	8
13	United Arab Emirates	3,887.5	1.5%	6	838.5	0.4%	2
14	Ireland	2,939.7	1.2%	11	2,585.5	1.1%	8
15	Norway	2,738.8	1.1%	16	5,970.1	2.5%	23
<b>Subtotal</b>		<b>250,923.2</b>		<b>610</b>	<b>236,943.9</b>		<b>594</b>

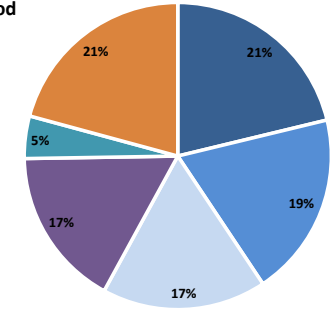
### Asia-Pacific

Trailing 12 Months



Hong Kong China Australia Japan India Other

Year-Ago Period



Hong Kong China Japan Australia South Korea Other

Rank	Country	TTM			Year-Ago TTM		
		Proceeds (\$M)	Market Share	# of Deals	Proceeds (\$M)	Market Share	# of Deals
1	Hong Kong	73,506.2	27.0%	239	47,149.0	21.2%	171
2	China	59,315.9	21.8%	348	43,128.9	19.4%	174
3	Australia	44,407.5	16.3%	154	37,272.1	16.8%	171
4	Japan	24,953.1	9.2%	64	38,456.0	17.3%	88
5	India	19,436.6	7.1%	78	7,739.8	3.5%	45
6	South Korea	14,323.6	5.3%	83	9,926.8	4.5%	62
7	Malaysia	8,281.1	3.0%	41	5,638.4	2.5%	25
8	Singapore	7,230.2	2.7%	30	6,550.3	2.9%	44
9	Thailand	6,423.4	2.4%	28	5,281.4	2.4%	28
10	Taiwan	4,548.7	1.7%	26	6,206.2	2.8%	47
11	Philippines	3,840.7	1.4%	18	6,531.7	2.9%	23
12	Indonesia	3,382.1	1.2%	23	3,530.8	1.6%	27
13	Pakistan	1,738.5	0.6%	5	0.0	0.0%	0
14	New Zealand	871.7	0.3%	11	4,578.6	2.1%	18
15	Viet Nam	214.2	0.1%	6	91.9	0.0%	2
<b>Subtotal</b>		<b>272,567.2</b>		<b>1,158</b>	<b>222,110.3</b>		<b>926</b>

## Priced Deals - Industry Ranking

## Backlog Deals - Industry Ranking

## Americas

Rank	Industry	TTM			Year-Ago TTM		
		Proceeds (\$M)	Market Share (%)	# of Deals	Proceeds (\$M)	Market Share (%)	# of Deals
1	Financials	89,870.7	23.6%	293	71,433.3	21.5%	307
2	Energy	64,665.9	16.9%	174	53,329.1	16.0%	191
3	Healthcare	63,872.2	16.7%	327	37,305.1	11.2%	267
4	Consumer Services	62,022.7	16.3%	106	41,767.8	12.5%	130
5	Technology	38,162.3	10.0%	118	58,680.8	17.6%	185
6	Industrials	23,542.0	6.2%	86	24,638.3	7.4%	114
7	Consumer Goods	15,686.3	4.1%	36	22,503.0	6.8%	56
8	Utilities	13,376.7	3.5%	33	10,045.0	3.0%	26
9	Basic Materials	10,400.9	2.7%	42	13,151.7	4.0%	59
<b>Total</b>		<b>381,599.8</b>		<b>1,215</b>	<b>332,854.1</b>		<b>1,335</b>

Rank	Industry	Current Backlog			Year-Ago Backlog		
		Proceeds (\$M)	Market Share (%)	# of Deals	Proceeds (\$M)	Market Share (%)	# of Deals
1	Healthcare	3,108.8	25.1%	27	2,887.1	9.4%	38
2	Financials	2,845.8	23.0%	15	13,131.5	42.9%	23
3	Consumer Services	1,555.9	12.6%	7	0.0	0.0%	0
4	Energy	1,390.0	11.2%	9	4,321.2	14.1%	11
5	Basic Materials	1,173.6	9.5%	3	1,364.1	4.5%	8
6	Utilities	957.2	7.7%	4	990.6	3.2%	2
7	Technology	625.0	5.0%	7	2,705.9	8.8%	14
8	Consumer Goods	376.5	3.0%	4	2,211.1	7.2%	6
9	Industrials	356.1	2.9%	4	2,980.0	9.7%	14
<b>Total</b>		<b>12,388.9</b>		<b>80</b>	<b>30,591.4</b>		<b>116</b>

## EMEA

Rank	Industry	TTM			Year-Ago TTM		
		Proceeds (\$M)	Market Share (%)	# of Deals	Proceeds (\$M)	Market Share (%)	# of Deals
1	Financials	105,605.8	41.4%	229	114,562.8	48.2%	231
2	Technology	43,943.0	17.2%	60	14,508.3	6.1%	55
3	Consumer Services	32,545.0	12.8%	95	24,952.6	10.5%	77
4	Industrials	27,534.0	10.8%	81	41,359.1	17.4%	93
5	Consumer Goods	13,656.7	5.4%	34	11,829.6	5.0%	36
6	Utilities	10,517.4	4.1%	16	7,699.1	3.2%	16
7	Basic Materials	7,633.3	3.0%	24	8,562.6	3.6%	20
8	Energy	7,188.9	2.8%	33	8,337.1	3.5%	37
9	Healthcare	6,538.1	2.6%	52	5,838.2	2.5%	33
<b>Total</b>		<b>255,162.2</b>		<b>624</b>	<b>237,649.4</b>		<b>598</b>

Rank	Industry	Current Backlog			Year-Ago Backlog		
		Proceeds (\$M)	Market Share (%)	# of Deals	Proceeds (\$M)	Market Share (%)	# of Deals
1	Financials	22,248.1	68.6%	32	29,039.9	60.1%	40
2	Consumer Services	2,905.3	9.0%	9	0.0	0.0%	0
3	Energy	2,667.8	8.2%	4	129.1	0.3%	2
4	Industrials	1,938.2	6.0%	4	4,736.8	9.8%	14
5	Consumer Goods	1,081.6	3.3%	3	2,907.8	6.0%	4
6	Utilities	778.1	2.4%	2	220.0	0.5%	3
7	Basic Materials	383.5	1.2%	3	2,079.9	4.3%	5
8	Healthcare	313.8	1.0%	6	695.1	1.4%	4
9	Technology	134.0	0.4%	3	8,509.6	17.6%	8
<b>Total</b>		<b>32,450.4</b>		<b>66</b>	<b>48,318.3</b>		<b>80</b>

## Asia-Pacific

Rank	Industry	TTM			Year-Ago TTM		
		Proceeds (\$M)	Market Share (%)	# of Deals	Proceeds (\$M)	Market Share (%)	# of Deals
1	Financials	92,423.4	33.7%	243	79,102.1	35.6%	248
2	Industrials	33,511.2	12.2%	212	35,486.1	15.9%	158
3	Energy	26,604.0	9.7%	62	9,443.8	4.2%	53
4	Consumer Goods	26,313.3	9.6%	160	27,859.8	12.5%	123
5	Technology	24,703.3	9.0%	129	13,689.2	6.2%	96
6	Consumer Services	23,646.1	8.6%	143	18,481.5	8.3%	95
7	Healthcare	18,734.8	6.8%	84	8,008.7	3.6%	62
8	Utilities	15,556.0	5.7%	42	12,094.0	5.4%	26
9	Basic Materials	12,971.3	4.7%	90	18,333.6	8.2%	68
<b>Total</b>		<b>274,463.3</b>		<b>1,165</b>	<b>222,499.0</b>		<b>929</b>

Rank	Industry	Current Backlog			Year-Ago Backlog		
		Proceeds (\$M)	Market Share (%)	# of Deals	Proceeds (\$M)	Market Share (%)	# of Deals
1	Financials	68,312.8	33.3%	92	24,556.7	28.8%	74
2	Consumer Goods	26,791.4	13.1%	78	12,809.6	15.0%	59
3	Technology	24,385.2	11.9%	67	11,370.8	13.3%	39
4	Consumer Services	22,386.0	10.9%	49	0.0	0.0%	0
5	Industrials	20,352.0	9.9%	70	9,554.5	11.2%	47
6	Basic Materials	18,531.8	9.0%	43	12,344.2	14.5%	28
7	Healthcare	11,943.0	5.8%	45	3,067.7	3.6%	17
8	Energy	6,858.4	3.3%	19	6,357.8	7.5%	19
9	Utilities	5,731.2	2.8%	12	5,175.2	6.1%	7
<b>Total</b>		<b>205,291.8</b>		<b>475</b>	<b>85,236.4</b>		<b>290</b>

\* Multi-tranche offerings are counted as a single deal for aggregate deal counts

## Market Performance

## Americas

	Close	1-Week Change	YTD Change	52 Wk High	52 Wk Low
DJ Industrial Average	18,232.02	-0.22%	2.29%	18,351.36	15,855.12
S&P 500	2,126.06	0.16%	3.26%	2,134.72	1,820.66
NASDAQ Composite Index	5,089.36	0.81%	7.46%	5,119.83	4,116.60
PHLX / Semiconductor	720.20	1.50%	4.85%	734.53	545.27
CBOE Market Volatility Index	12.13	-2.02%	-36.82%	31.06	10.28
S&P/TSX Composite	15,200.76	0.61%	3.88%	15,685.13	13,635.53
Mexico IPC	44,874.04	-1.01%	4.01%	46,554.28	39,580.78
Brazil Bovespa Index	54,377.29	-5.02%	8.74%	62,304.88	45,852.81
Colombia IGBC	10,552.21	-0.18%	-9.30%	14,766.70	9,523.14

## EMEA

	Close	1-Week Change	YTD Change	52 Wk High	52 Wk Low
Euro STOXX 50	3,679.14	2.97%	16.93%	3,836.28	2,789.63
FTSE 100	7,031.72	1.02%	7.09%	7,122.74	6,072.68
France CAC 40	5,142.89	2.99%	20.36%	5,283.71	3,789.11
Germany DAX (TR)	11,815.01	3.21%	20.49%	12,390.75	8,354.97
Spain IBEX 35	11,554.20	2.09%	12.40%	11,884.60	9,370.50
FTSE MIB	23,781.78	1.31%	25.09%	24,081.74	17,555.77
Netherlands AEX	501.89	2.23%	18.24%	510.55	366.84
OMX Stockholm All-Share	541.98	1.90%	14.37%	564.90	397.81
Ireland ISEQ Overall	6,273.56	1.42%	20.08%	6,365.07	4,275.26
Israel TA-100	1,483.05	3.28%	15.06%	1,487.47	1,224.56
DJ DIFC Arabia Titans 50	309.21	0.19%	-3.22%	367.71	289.45
FTSE JSE All Share	54,055.38	0.05%	8.61%	55,355.12	46,068.08

## Asia-Pacific

	Close	1-Week Change	YTD Change	52 Wk High	52 Wk Low
Japan Nikkei 225	20,264.41	2.69%	16.12%	20,473.85	14,529.03
Hang Seng Index	27,992.83	0.61%	18.59%	28,588.52	22,529.75
SSE Composite Index	4,657.60	8.10%	43.99%	4,911.69	2,010.53
S&P ASX 200	5,664.70	-1.23%	4.69%	5,996.90	5,122.00
India S&P BSE SENSEX	27,957.50	2.32%	1.67%	30,024.74	24,163.62
KOSPI Composite Index	2,146.10	1.88%	12.03%	2,189.54	1,876.27
New Zealand NZX 50(CAP)	2,959.96	0.13%	2.01%	3,076.43	2,673.82

## Rates and Bonds

	Close	1-Week Change	YTD Change	52 Wk High	52 Wk Low
United States Treasury Note (2 Y) Yield	0.63%	15.63%	-9.10%	0.75%	0.01%
United States Treasury Bond (10 Y) Yield	2.23%	-4.09%	2.49%	2.66%	1.67%
United States Treasury Bond (30 Y) Yield	3.00%	-2.47%	9.02%	3.48%	2.25%
United States Dollar Libor Rate (30 Day)	0.18%	0.81%	7.82%	0.19%	0.15%
United States Dollar Libor Rate (90 Day)	0.28%	-2.81%	11.31%	0.28%	0.23%
United States Dollar Libor Rate (180 Day)	0.42%	-1.41%	15.41%	0.42%	0.32%

## Commodities

	Close	1-Week Change	YTD Change	52 Wk High	52 Wk Low
GS Commodity (CME) Continuous	442.00	-2.00%	5.43%	668.95	372.75
Crude Oil WTI (NYM \$/bbl) Continuous	59.72	0.05%	12.11%	107.03	43.46
Natural Gas (NYM \$/mmbtu) Continuous	2.89	-4.28%	-0.31%	4.76	2.50
High Grade Copper (NYM \$/lbs) Continuous	2.81	-3.88%	-0.51%	3.28	2.45
Gold (NYM \$/ozt) Continuous	1,204.00	-1.74%	1.68%	1,339.20	1,142.60
Silver (NYM \$/ozt) Continuous	17.05	-2.92%	9.31%	21.53	15.35
Sugar #11 (IFUS \$/lbs) Continuous	0.12	-4.50%	-15.22%	0.19	0.12
Coffee (IFUS \$/lbs) Continuous	1.27	-8.17%	-23.80%	2.26	1.26
Cotton #2 (IFUS \$/lbs) Continuous	0.63	-5.30%	5.03%	0.89	0.57

## Foreign Exchange

	USD	EUR	GBP	JPY	CAD	CHF	BRL	CNY	AUD	INR	ZAR	NZD
USD	1.0000	0.9072	0.6451	121.4500	1.2286	0.9428	3.0645	6.1976	1.2780	63.5325	11.8688	1.3680
EUR	1.1024	1.0000	0.7111	133.8804	1.3543	1.0392	3.3781	6.8319	1.4088	70.0351	13.0835	1.5080
GBP	1.5502	1.4063	1.0000	188.2778	1.9046	1.4615	4.7507	9.6078	1.9812	98.4913	18.3995	2.1207
JPY	0.0082	0.0075	0.0053	1.0000	0.0101	0.0078	0.0252	0.0510	0.0105	0.5231	0.0977	0.0113
CAD	0.8139	0.7384	0.5250	98.8523	1.0000	0.7673	2.4943	5.0444	1.0402	51.7113	9.6604	1.1135
CHF	1.0607	0.9622	0.6842	128.8252	1.3032	1.0000	3.2505	6.5740	1.3556	67.3906	12.5895	1.4511
BRL	0.3263	0.2960	0.2105	39.6319	0.4009	0.3076	1.0000	2.0224	0.4170	20.7321	3.8730	0.4464
CNY	0.1614	0.1464	0.1041	19.5963	0.1982	0.1521	0.4945	1.0000	0.2062	10.2511	1.9151	0.2207
AUD	0.7825	0.7098	0.5048	95.0346	0.9614	0.7377	1.0000	4.8496	1.0000	49.7142	9.2873	1.0705
INR	0.0157	0.0143	0.0102	1.9116	0.0193	0.0148	0.2062	0.0976	0.0201	1.0000	0.1868	0.0215
ZAR	0.0843	0.0764	0.0543	10.2328	0.1035	0.0794	1.0000	0.5222	0.1077	5.3529	1.0000	0.1153
NZD	0.7310	0.6631	0.4715	88.7799	0.8981	0.6892	2.0000	4.5304	0.9342	46.4423	8.6761	1.0000

## Report Methodology:

- Regions are based on exchange country
- Includes all deals raising over \$20 million in aggregate proceeds (U.S. dollars)
- Excludes PIPEs and Best Efforts offerings
- Excludes closed-end funds
- All percentage changes exclude currency effects
- All deals statistics are quoted using most current exchange rate before pricing

\*As of Aug. 2012, multi-tranche offerings will be counted as a single deal for aggregate deal counts

Ipreo Capital Markets Analytics is a consultative service focused on providing strategic intelligence on the equity capital markets. Our dedicated team of experienced analysts combine best-of-breed data and innovative solutions to help clients understand the new issuance market and win mandates for both marketed and non-marketed deals.

## Americas - Priced Deals

## IPOs:

Offer Date	Trade Date	Issuer	Share Type	144A Offering	Proceeds (\$M)	Shares Offered (M)	Offer Price (\$)	Latest File Range	Domicile Country	Exchange Country	Industry	Bookrunner(s)	Price Performance % Change			
													Midpoint / Offer /	Offer / 1 Day	Offer / Current	
05/22/15	05/22/15	Unifin Financiera S.A.P.I. de C.V. SOFOM E.N.R.	Ord Shares	✓	205.9	112.0	1.84	1.64 - 1.96	MEX	MEX	Financials	CS, CITI, UBS, CS, CITI, GFBAN, BNKNVASC, ACTCB, UBS	1.8	-	-	
05/20/15	05/21/15	Shopify Inc.	Ord Shares		130.9	7.7	17.00	14.00 - 16.00	CAN	USA	Technology	MS, CS, RBC	13.3	51.1	66.5	
05/20/15	05/21/15	Community Healthcare Trust Inc.	Ord Shares		118.8	6.3	19.00	19.00 - 21.00	USA	USA	Financials	SANDLER, SUNTCAP, EVERCORE	(5.0)	3.9	5.5	
05/20/15	05/21/15	Press Ganey Holdings, Inc.	Ord Shares		255.9	10.2	25.00	22.00 - 24.00	USA	USA	Healthcare	BRCLY, GS, WBLAIR, WFC	8.7	10.0	10.5	
05/20/15	05/21/15	Baozun Inc.	ADR		110.0	11.0	10.00	12.00 - 14.00	CHN	USA	Technology	MS, CS, BAML	(23.1)	4.4	10.8	
05/19/15	05/20/15	Black Knight Financial Services, Inc.	Ord Shares		507.2	20.7	24.50	22.00 - 25.00	USA	USA	Technology	JPM, BAML, WFC, GS, CITI, CS, DB, SUNTCAP	4.3	10.7	15.8	
05/19/15	05/20/15	GP Investments Acquisition Corp.	Units		172.5	17.3	10.00	10.00 - 10.00	USA	USA	Blank Check	CITI	0.0	-	-	
				<b>Proceeds:</b>	<b>\$1,501.1</b>								<b>Mean:</b>	<b>0.0</b>	<b>16.0</b>	<b>21.8</b>
				<b>Deals:</b>	<b>7</b>								<b>Median:</b>	<b>1.8</b>	<b>10.0</b>	<b>10.8</b>

## Follow-ons:

Offer Date	Trade Date	Issuer	Share Type	144A Offering	Proceeds (\$M)	Shares Offered (M)	Offer Price (\$)	Accelerated Deal	Domicile Country	Exchange Country	Industry	Bookrunner(s)	Price Performance % Change			
													Latest File /	Last Trade /	Offer /	
05/22/15	05/22/15	NV5 Holdings, Inc.	Ord Shares		27.9	1.4	19.50		USA	USA	Industrials	ROTH	(6.8)	(6.8)	11.0	
05/21/15	06/12/15	Trevali Mining Corporation	Ord Shares		25.1	30.0	0.84		CAN	CAN	Basic Materials	DUNS	(9.7)	(4.7)	4.9	
05/21/15	06/01/15	Element Financial Corporation	Subscript Rcpt		1,515.6	108.9	13.92		CAN	CAN	Financials	BMO, BRCLY, CIBCINC, NTLBKCAN, RBC, TDSEC	0.0	-	-	
05/21/15	05/22/15	HealthStream, Inc.	Ord Shares		90.0	3.4	26.75		USA	USA	Healthcare	WBLAIR, RAYMND	(4.5)	(2.2)	3.6	
05/21/15	05/21/15	Agenus Inc.	Ord Shares		69.3	11.0	6.30	✓	USA	USA	Healthcare	JEFFER, WBLAIR	(4.5)	(4.5)	11.3	
05/21/15	05/21/15	Dominion Resources, Inc.	Ord Shares		201.9	2.8	72.10		USA	USA	Utilities	UBS	0.3	0.3	(0.2)	
05/21/15	05/21/15	Aramark	Ord Shares		790.0	25.0	31.60		USA	USA	Industrials	CS	(0.7)	(0.7)	0.5	
05/20/15	05/21/15	NeoPhotonics Corp.	Ord Shares		43.3	6.0	7.25		USA	USA	Technology	NEEDHAM	10.0	(4.9)	1.8	
05/20/15	05/21/15	Malibu Boats, Inc.	Ord Shares		69.5	3.5	20.00		USA	USA	Industrials	RAYMND, WFC, SUNTCAP	(3.2)	(3.0)	4.6	
05/20/15	05/21/15	Sabre Corp.	Ord Shares		717.6	27.6	26.00		USA	USA	Technology	GS, BAML, MS, DB, EVERCORE	(0.2)	(1.8)	0.6	
05/20/15	05/21/15	Fate Therapeutics, Inc.	Ord Shares		30.0	6.0	5.00		USA	USA	Healthcare	LEERINK, BMO	(26.6)	(18.6)	23.8	
05/20/15	05/21/15	Dicerna Pharmaceuticals, Inc.	Ord Shares		48.8	2.8	17.75		USA	USA	Healthcare	JEFFER, LEERINK, COWEN	(12.4)	(5.0)	(5.6)	
05/20/15	05/20/15	Cimarex Energy Co.	Ord Shares		654.0	6.0	109.00	✓	USA	USA	Energy	JPM, BRCLY	(5.0)	(5.0)	8.6	
05/20/15	05/20/15	Norwegian Cruise Line Holdings Ltd.	Ord Shares		1,097.0	20.0	54.85		USA	USA	Consumer Svcs.	GS	(4.3)	(4.3)	0.0	
05/19/15	06/11/15	Storm Resources Ltd.	Ord Shares		30.0	8.0	3.75		CAN	CAN	Energy	FIRSTENE	(2.4)	-	2.9	
05/19/15	05/20/15	Momenta Pharmaceuticals, Inc.	Ord Shares		158.4	8.3	19.00		USA	USA	Healthcare	GS, JPM	(6.0)	(1.6)	4.6	
05/19/15	05/19/15	Linn Energy, LLC	Units		188.6	16.0	11.79		USA	USA	Energy	RAYMND, BRCLY, CITI, CS, JPM, BAML, MS, RBC	(5.0)	(5.0)	(2.4)	
05/19/15	05/19/15	Bluerock Residential Growth REIT, Inc.	Ord Shares		71.8	5.5	13.00	✓	USA	USA	Financials	WUNDER, COMPASSPNT	(4.7)	(4.7)	4.6	
05/19/15	05/19/15	Atlas Resource Partners, L.P.	Units		51.8	6.5	7.97		USA	USA	Energy	WFC, CITI, DB, JPM, MS	(5.1)	(5.1)	(5.8)	
05/19/15	05/19/15	MBIA Inc.	Ord Shares		244.4	27.3	8.97		USA	USA	Financials	BTIG	(8.6)	(8.6)	1.1	
05/19/15	05/19/15	CDW Corp.	Ord Shares		368.0	10.0	36.80		USA	USA	Technology	BRCLY, GS	(2.0)	(2.0)	0.6	
				<b>Proceeds:</b>	<b>\$6,492.9</b>								<b>Mean:</b>	<b>(4.8)</b>	<b>(4.6)</b>	<b>3.5</b>
				<b>Deals:</b>	<b>21</b>								<b>Median:</b>	<b>(4.5)</b>	<b>(4.7)</b>	<b>2.3</b>

## Equity-linked Offerings:

Offer Date	Trade Date	Issuer	Share Type	144A Offering	Proceeds (\$M)	Coupon	Premium	Maturity	Domicile Country	Exchange Country	Industry	Bookrunner(s)	Coupon Talk	Premium Talk
05/19/15	05/20/15	Interactive Intelligence Group Inc.	CVT	✓	150.0	1.25	35.00	06/01/20	USA	USA	Technology	MS, JPM, RBC	1.25-1.75	27.5-32.5
				<b>Proceeds:</b>	<b>\$558.8</b>									
				<b>Deals:</b>	<b>2</b>									



## Americas - Pipeline Deals

## Expected Deals:

Initial Filing Date	Expected Date	Issuer	Issue Type	Share Type	Proceeds (\$M)	Shares Offered (M)	Latest Filing Range	Domicile Country	Exchange Country	Industry	Bookrunner(s)
05/18/15	w/k of 05/25/2015	Emerald Oil, Inc.	FO	Ord Shares	150.0	N/A	0.60	USA	USA	Energy	CS, JOHNSON, BRCLY

Proceeds: \$150.0  
Deals: 1

## Initial Filed Deals:

Initial Filing Date	Expected Date	Issuer	Issue Type	Share Type	Proceeds (\$M)	Shares Offered (M)	Latest Filing Range	Domicile Country	Exchange Country	Industry	Bookrunner(s)
05/18/15	To be ann.	Dave & Buster's Entertainment, Inc.	FO	Ord Shares	285.3	8.5	33.56	USA	USA	Consumer Svcs.	JEFFER, PIPER
05/18/15	To be ann.	Nevro Corp	FO	Ord Shares	200.0	N/A	53.12	USA	USA	Healthcare	JPM, MS
05/18/15	To be ann.	Green Plains Partners LP	IPO	Units	200.0	N/A	N/A	USA	USA	Energy	BRCLY, BAML
05/18/15	To be ann.	Celyad SA	FO	ADR	115.0	N/A	N/A	BEL	USA	Healthcare	UBS, PIPER
05/18/15	To be ann.	AppFolio, Inc.	IPO	Ord Shares	100.0	N/A	N/A	USA	USA	Technology	MS, CS
05/19/15	To be ann.	STORE Capital Corp	FO	Ord Shares	409.8	18.5	22.15	USA	USA	Financials	GS, CS, MS
05/19/15	To be ann.	Xactly Corporation	IPO	Ord Shares	75.0	N/A	N/A	USA	USA	Technology	JPM, DB, UBS
05/19/15	To be ann.	Imperial Metals Corporation	FO	Rights	65.9	N/A	N/A	CAN	CAN	Basic Materials	To be ann.
05/19/15	To be ann.	Mogo Finance Technology Inc.	IPO	Ord Shares	41.2	N/A	N/A	CAN	CAN	Financials	BMO, CORMARK
05/20/15	06/04/15	First Quantum Minerals Ltd.	FO	Ord Shares	1,084.8	76.9	14.10	CAN	CAN	Basic Materials	RBC, GS
05/20/15	To be ann.	Ocular Therapeutix, Inc.	FO	Ord Shares	120.0	N/A	25.52	USA	USA	Healthcare	MS, COWEN, RBC
05/20/15	To be ann.	Intersect ENT, Inc.	FO	Ord Shares	73.6	3.0	24.53	USA	USA	Healthcare	JPM, BAML
05/21/15	To be ann.	VWR Corp.	FO	Ord Shares	448.6	16.0	28.04	USA	USA	Healthcare	BAML, GS, JPM
05/21/15	To be ann.	ConforMIS, Inc.	IPO	Ord Shares	172.5	N/A	N/A	USA	USA	Healthcare	JPM, DB
05/22/15	To be ann.	Catalent, Inc.	FO	Ord Shares	628.8	20.0	31.44	USA	USA	Healthcare	MS, JPM
05/22/15	To be ann.	Bicapital Corporation	IPO	Ord Shares	300.0	N/A	N/A	PAN	USA	Financials	BAML, CITI, JPM
05/22/15	To be ann.	Alignvest Acquisition Corporation	IPO	Ord Shares	102.4	12.5	8.20 - 8.20	CAN	CAN	Financials	TDSEC, CFCO, BMO, CIBCINC
05/22/15	To be ann.	Gener8 Maritime, Inc.	IPO	Ord Shares	100.0	N/A	N/A	USA	USA	Industrials	CITI, UBS
05/22/15	To be ann.	Alarm.com Holdings, Inc.	IPO	Ord Shares	75.0	N/A	N/A	USA	USA	Technology	GS, CS, BAML

Proceeds: \$4,597.8  
Deals: 19

## Withdrawn or Postponed Deals:

Initial Filing Date	W/P Date	Issuer	Status	Issue Type	Proceeds (\$M)	Shares Offered (M)	Latest Filing Range	Domicile Country	Exchange Country	Industry	Bookrunner(s)
---------------------	----------	--------	--------	------------	----------------	--------------------	---------------------	------------------	------------------	----------	---------------

No deals were withdrawn or postponed last week

## EMEA - Priced Deals

## IPOs:

Offer Date	Trade Date	Issuer	Share Type	144A Offering	Proceeds (\$M)	Shares Offered (M)	Offer Price (\$)	Latest File Range	Domicile Country	Exchange Country	Industry	Bookrunner(s)	Price Performance % Change			
													Midpoint / Offer	Offer / 1 Day	Offer / Current	
05/22/15	05/22/15	Multiconsult AS	Ord Shares		125.7	12.2	10.31	N/A	NOR	NOR	Industrials	ABGSCASA, ARCTIC	-	18.9	18.9	
05/21/15	05/21/15	Robit Plc	Ord Shares		48.6	7.7	6.35	5.57 - 6.80	FIN	FIN	Industrials	SEBAGG	2.7	-	-	
<b>Proceeds: \$174.3</b>													<b>Mean:</b>	<b>2.7</b>	<b>18.9</b>	<b>18.9</b>
<b>Deals: 2</b>													<b>Median:</b>	<b>2.7</b>	<b>18.9</b>	<b>18.9</b>

## Follow-ons:

Offer Date	Trade Date	Issuer	Share Type	144A Offering	Proceeds (\$M)	Shares Offered (M)	Offer Price (\$)	Accelerated Deal	Domicile Country	Exchange Country	Industry	Bookrunner(s)	Price Performance % Change			
													Latest File / Offer	Last Trade / Offer	Offer / Current	
05/22/15	06/15/15	Tungsten Corporation plc	Ord Shares		21.0	16.9	1.24		GBR	GBR	Technology	CHSTCO, CANACC	(18.8)	14.3	(12.5)	
05/22/15	05/25/15	Protector Forsikring ASA	Ord Shares		35.4	3.6	9.90		NOR	NOR	Financials	NORDAB	(1.3)	0.0	0.0	
05/22/15	05/22/15	Avance Gas Holdings Ltd.	Ord Shares		80.5	5.0	16.11		NOR	NOR	Energy	ABGSCASA, DANSKED	(2.4)	(4.3)	4.5	
05/22/15	05/22/15	Granges AB	Ord Shares		88.5	11.2	7.90		SWE	SWE	Basic Materials	DCARNEG, SEBAGG	(5.4)	(1.9)	-	
05/21/15	05/26/15	Heijmans N.V.	Ord Shares		23.9	1.9	12.26		NLD	NLD	Industrials	ING	(9.2)	(9.2)	-	
05/21/15	05/22/15	Saudi United Cooperative Insurance Company	Rights		52.1	16.3	3.20		SAU	SAU	Financials	ALJAZIRA	0.0	(33.9)	51.3	
05/21/15	05/22/15	SpareBank 1 Ostfold Akershus	Ord Shares		23.2	1.7	13.93		NOR	NOR	Financials	N/A	(28.3)	(28.3)	-	
05/20/15	05/22/15	Sapura plc	Ord Shares		76.1	37.4	2.04		GBR	GBR	Technology	LIBCAP	(0.8)	(13.8)	16.1	
05/20/15	05/20/15	Allied Minds plc	Ord Shares		141.6	16.0	8.85		USA	GBR	Financials	JEFFER, NUMIS	(11.2)	(13.1)	-	
05/19/15	05/20/15	Azimut Holding S.p.A.	Ord Shares		238.2	7.5	31.59		ITA	ITA	Financials	CS, MS	(3.4)	(3.0)	-	
05/19/15	05/20/15	EFG International AG	Ord Shares		35.6	2.5	14.25		CHE	CHE	Financials	CS	(0.4)	(1.5)	-	
05/19/15	05/19/15	Moneysupermarket.com Group plc	Ord Shares		88.1	20.0	4.41		GBR	GBR	Technology	CS	(7.4)	(7.4)	8.0	
05/19/15	05/19/15	Distribuidora Internacional de Alimentación S.A.	Ord Shares		462.6	55.2	8.38		ESP	ESP	Consumer Svcs.	CITI	(2.6)	(2.8)	-	
05/18/15	05/21/15	The Parkmead Group plc	Ord Shares		21.2	11.2	1.89		GBR	GBR	Energy	CHSTCO	(1.4)	(1.4)	-	
05/18/15	05/19/15	Flowgroup plc	Ord Shares		33.1	73.7	0.45		GBR	GBR	Energy	INVSTUK, CENKOS	(3.8)	1.4	(1.4)	
<b>Proceeds: \$1,420.9</b>													<b>Mean:</b>	<b>(6.4)</b>	<b>(7.0)</b>	<b>9.4</b>
<b>Deals: 15</b>													<b>Median:</b>	<b>(3.4)</b>	<b>(3.0)</b>	<b>4.5</b>

## Equity-linked Offerings:

Offer Date	Trade Date	Issuer	Share Type	144A Offering	Proceeds (\$M)	Coupon	Premium	Maturity	Domicile Country	Exchange Country	Industry	Bookrunner(s)	Coupon Talk	Premium Talk
<b>Proceeds: \$3,342.6</b>														
<b>Deals: 1</b>														



## EMEA - Pipeline Deals

## Expected Deals:

Initial Filing Date	Expected Date	Issuer	Issue Type	Share Type	Proceeds (\$M)	Shares Offered (M)	Latest Filing Range	Domicile Country	Exchange Country	Industry	Bookrunner(s)
05/20/15	05/27/15	Deutsche Wohnen AG	FO	Rights	1,075.8	42.2	N/A	DEU	DEU	Consumer Svcs.	To be ann.
03/02/15	05/27/15	Vardia Insurance Group ASA	FO	Rights	35.9	275.0	0.13	NOR	NOR	Financials	To be ann.
05/12/15	05/28/15	Swiss Prime Site AG	FO	Rights	453.5	6.0	75.96	CHE	CHE	Financials	UBS, VONT, CS, ZKB

**Proceeds: \$1,565.1**  
**Deals: 3**

## Initial Filed Deals:

Initial Filing Date	Expected Date	Issuer	Issue Type	Share Type	Proceeds (\$M)	Shares Offered (M)	Latest Filing Range	Domicile Country	Exchange Country	Industry	Bookrunner(s)
05/19/15	To be ann.	Hella KGaA Hueck & Co	FO	Ord Shares	645.6	13.9	46.48	DEU	DEU	Consumer Goods	BANKHLA, DB
05/20/15	To be ann.	John Laing Environmental Assets Group Limited	FO	Ord Shares	70.5	N/A	1.65	GBR	GBR	Financials	CLBRGR
05/20/15	To be ann.	Bank Zachodni WBK S.A.	FO	Ord Shares	49.2	0.5	105.14	POL	POL	Financials	CITI
05/21/15	06/04/15	SQN Asset Finance Income Fund Ltd	FO	Ord Shares	46.5	N/A	1.68	GBR	GBR	Financials	CLBRGR
05/21/15	To be ann.	Daily Mail and General Trust plc	FO	Ord Shares	40.0	2.8	14.30	GBR	GBR	Consumer Svcs.	UBS
05/22/15	06/11/15	Apax Global Alpha Limited	IPO	Ord Shares	388.5	N/A	N/A	GBR	GBR	Financials	CS, JEFFER, SCOTTUK

**Proceeds: \$1,240.3**  
**Deals: 6**

## Withdrawn or Postponed Deals:

Initial Filing Date	W/P Date	Issuer	Status	Issue Type	Proceeds (\$M)	Shares Offered (M)	Latest Filing Range	Domicile Country	Exchange Country	Industry	Bookrunner(s)
---------------------	----------	--------	--------	------------	----------------	--------------------	---------------------	------------------	------------------	----------	---------------

No deals were withdrawn or postponed last week



## Asia-Pacific - Priced Deals

## IPOs:

Offer Date	Trade Date	Issuer	Share Type	144A Offering	Proceeds (\$M)	Shares Offered (M)	Offer Price (\$)	Latest File Range	Domicile Country	Exchange Country	Industry	Bookrunner(s)	Price Performance % Change			
													Midpoint / Offer	Offer / 1 Day	Offer / Current	
05/22/15	05/22/15	Australian Finance Group Ltd.	Ord Shares		95.9	101.5	0.95	0.95 - 1.09	AUS	AUS	Financials	MACQUARIE	(7.0)	-	-	
05/20/15	05/27/15	Yunnan Water Investment Co., Ltd.	Ord Shares		107.6	143.8	0.75	0.64 - 0.75	CHN	HKG	Utilities	BKCHINA	7.4	-	-	
05/20/15	05/27/15	Yunnan Water Investment Co., Ltd.	Ord Shares		107.6	143.8	0.75	0.64 - 0.75	CHN	HKG	Utilities	BKCHINA	7.4	-	-	
05/20/15	05/21/15	Wealth Defender Equities Limited	Ord Shares		100.5	125.7	0.80	0.79 - 0.79	AUS	AUS	Financials	MACQUARIE, MS, LONSEC	0.0	-	-	
05/18/15	05/19/15	PT PP Properti Tbk.	Ord Shares		69.7	4,912.3	0.01	0.01 - 0.01	IDN	IDN	Financials	PTBS, CIMB, BKCHINA, DNRKS, MANSEK	0.0	-	-	
05/18/15	05/19/15	Shanxi Yongdong Chemistry Industry Co., Ltd.	Ord Shares		54.0	24.7	2.19	2.19 - 2.19	CHN	CHN	Basic Materials	SHANXI	0.0	44.0	44.0	
05/18/15	05/19/15	Tanac Automation Co., Ltd.	Ord Shares		21.3	16.7	1.28	1.28 - 1.28	CHN	CHN	Industrials	SHANXI	0.0	43.9	43.9	
					<b>Proceeds:</b>	<b>\$556.6</b>							<b>Mean:</b>	<b>1.1</b>	<b>44.0</b>	<b>44.0</b>
					<b>Deals:</b>	<b>6</b>							<b>Median:</b>	<b>0.0</b>	<b>44.0</b>	<b>44.0</b>

## Follow-ons:

Offer Date	Trade Date	Issuer	Share Type	144A Offering	Proceeds (\$M)	Shares Offered (M)	Offer Price (\$)	Accelerated Deal	Domicile Country	Exchange Country	Industry	Bookrunner(s)	Price Performance % Change			
													Latest File / Offer	Last Trade / Offer	Offer / Current	
05/22/15	06/01/15	Huatai Securities Co., Ltd.	Ord Shares	✓	4,254.3	1,330.0	3.20		CHN	HKG	Financials	HUATAI, JPM, UBS, BKCHINA, BNPPAR, BKCHINA, CS, MS, GS, CITI, DB, NOMURA, BKCHINA, CCB, GFSC, INDSEC	9.1	-	-	
05/22/15	06/01/15	Huatai Securities Co., Ltd.	Ord Shares		223.9	70.0	3.20		CHN	HKG	Financials	HUATAI, JPM, UBS, BKCHINA, BNPPAR, BKCHINA, CS, MS, GS, CITI, DB, NOMURA, BKCHINA, CCB, GFSC, INDSEC	9.1	-	-	
05/22/15	05/27/15	Haitong International Securities Group Ltd.	Rights		1,143.7	2,533.5	0.45		HKG	HKG	Financials	HAITSEC, CSCO, QILHK, GFSC, CHNGALAXY, BKCHINA, CHINAMER	0.0	(57.7)	136.6	
05/22/15	05/25/15	China Harmony Auto Holding Limited	Ord Shares		277.1	262.6	1.06		CHN	HKG	Consumer Svcs.	CS, HAITSEC	(14.0)	(14.0)	16.3	
05/22/15	05/22/15	Platinum Asset Management Ltd.	Ord Shares		57.5	10.0	5.75		AUS	AUS	Financials	BELLPS	(2.3)	(2.3)	-	
05/21/15	06/22/15	Keppel Infrastructure Trust	Units		85.1	218.9	0.39		SGP	SGP	Industrials	CS, DBSBANK, UBS	(1.0)	(55.4)	124.0	
05/21/15	05/29/15	Keppel Infrastructure Trust	Units	✓	316.1	812.7	0.39		SGP	SGP	Industrials	CS, DBSBANK, UBS	(1.9)	(55.4)	124.0	
05/20/15	05/28/15	Japan Rental Housing Investments Inc.	Units		220.8	0.3	637.36		JPN	JPN	Financials	N/A	(6.6)	(4.3)	4.5	
05/20/15	05/28/15	Japan Rental Housing Investments Inc.	Units	✓	118.2	0.2	637.36		JPN	JPN	Financials	N/A	(6.6)	(4.3)	4.5	
05/20/15	05/28/15	Charter Hall Group	Ord Shares		1,798.7	470.7	3.82		AUS	AUS	Financials	N/A	(2.8)	(2.8)	2.9	
05/20/15	05/26/15	Sumco Corp.	Ord Shares		24.6	1.6	15.07		JPN	JPN	Technology	N/A	(8.6)	6.0	(5.7)	
05/20/15	05/20/15	Sinotrans Ltd.	Ord Shares		140.7	191.4	0.74		CHN	HKG	Industrials	N/A	(3.4)	(6.7)	7.2	
05/19/15	05/27/15	Invesco Office J-Reit, Inc.	Units		94.0	0.1	858.49		JPN	JPN	Financials	SUMITSUI, NOMURA, MITSUFIN, MIZUHO	(8.7)	(2.5)	2.6	
05/19/15	05/19/15	New China Life Insurance Co., Ltd.	Ord Shares		222.5	34.6	6.43		CHN	HKG	Financials	UBS	1.3	1.3	-	
05/18/15	05/20/15	Wai Yuen Tong Medicine Holdings, LTD	Rights		29.4	2,108.6	0.01		HKG	HKG	Healthcare	KINGSTON	0.0	(15.0)	13.9	
					<b>Proceeds:</b>	<b>\$9,006.7</b>							<b>Mean:</b>	<b>(2.4)</b>	<b>(16.4)</b>	<b>39.2</b>
					<b>Deals:</b>	<b>12</b>							<b>Median:</b>	<b>(2.3)</b>	<b>(4.3)</b>	<b>7.2</b>

## Equity-linked Offerings:

Offer Date	Trade Date	Issuer	Share Type	144A Offering	Proceeds (\$M)	Coupon	Premium	Maturity	Domicile Country	Exchange Country	Industry	Bookrunner(s)	Coupon		Premium	
													Talk	Talk	Talk	Talk
05/22/15	05/25/15	PT Tower Bersama Infrastructure Tbk	CVT		100.0	N/A	N/A	05/22/19	IDN	IDN	Technology	STANDARD, UBS	-	-	-	-
05/22/15	05/25/15	Wanli International Holdings Limited	CVT		45.5	1.00	3.00	05/29/18	HKG	KOR	Financials	N/A	-	-	-	-
05/22/15	05/25/15	Doosan Engineering & Construction Co., Ltd.	CVT		136.5	3.20	0.42	06/11/18	KOR	KOR	Industrials	N/A	-	-	-	-
05/22/15	05/22/15	Shui On Land Ltd.	CVT		225.0	7.50	20.00	N/A	CHN	HKG	Financials	JPM, STANDARD	-	-	-	-
05/20/15	05/21/15	T&D Holdings, Inc.	CVT		248.6	-	47.00	06/05/20	JPN	JPN	Financials	NOMURA, DAIWA, GS, MS	-	-	-	-
					<b>Proceeds:</b>	<b>\$755.7</b>										
					<b>Deals:</b>	<b>5</b>										

## Asia-Pacific - Pipeline Deals

## Expected Deals:

Initial Filing Date	Expected Date	Issuer	Issue Type	Share Type	Proceeds (\$M)	Shares Offered (M)	Latest Filing Range	Domicile Country	Exchange Country	Industry	Bookrunner(s)
07/08/13	05/25/15	PT Pura Delta Lestari	IPO	Ord Shares	101.4	4,800.0	0.02 - 0.02	IDN	IDN	Financials	MACQUARIE, SINRMA, BKCHINA, CITI, NOMURA
04/28/15	05/26/15	Generation Healthcare REIT Fund	FO	Rights	22.3	N/A	1.17	AUS	AUS	Financials	MACQUARIE, MORGAU
04/29/15	05/28/15	Seven West Media Ltd.	FO	Rights	187.2	N/A	0.98	AUS	AUS	Consumer Svcs.	To be ann.
04/07/15	05/28/15	Paikkwang Industrial Co., Ltd.	FO	Rights	17.9	13.7	1.30	KOR	KOR	Basic Materials	To be ann.
04/14/15	05/29/15	Century Sunshine Group Holdings Ltd.	FO	Rights	75.0	1,453.1	0.05	HKG	HKG	Basic Materials	SHENYIN
					<b>Proceeds:</b>	<b>\$403.8</b>					
					<b>Deals:</b>	<b>5</b>					

## Initial Filed Deals:

Initial Filing Date	Expected Date	Issuer	Issue Type	Share Type	Proceeds (\$M)	Shares Offered (M)	Latest Filing Range	Domicile Country	Exchange Country	Industry	Bookrunner(s)
05/18/15	To be ann.	China Calxon Group Company, LTD	FO	Ord Shares	713.1	627.0	1.14	CHN	CHN	Financials	To be ann.
05/18/15	To be ann.	Beijing Utour International Travel Service Co., Ltd.	FO	Ord Shares	579.1	53.1	10.90	CHN	CHN	Consumer Svcs.	To be ann.
05/18/15	06/19/15	Agro Global Listed Infrastructure, LTD	IPO	Ord Shares	404.2	250.0	1.62 - 1.62	AUS	AUS	Financials	COMMBANA, TAYCOL
05/18/15	To be ann.	Guangdong Mingzhu Group Co., Ltd.	FO	Ord Shares	375.0	133.3	2.81	CHN	CHN	Consumer Svcs.	To be ann.
05/18/15	06/09/15	Kiwi Property Group Ltd	FO	Rights	113.8	126.6	0.90	NZL	NZL	Financials	To be ann.
05/18/15	06/12/15	Birimian Gold Limited	FO	Rights	25.6	288.8	0.09	AUS	AUS	Basic Materials	To be ann.
05/18/15	To be ann.	Binex Co., Ltd.	FO	Ord Shares	20.4	1.6	12.73	KOR	KOR	Healthcare	To be ann.
05/19/15	To be ann.	Guomai Technologies, Inc.	FO	Ord Shares	317.3	130.0	2.44	CHN	CHN	Technology	To be ann.
05/19/15	To be ann.	Nanjing Redsun Co., Ltd.	FO	Ord Shares	248.3	73.3	3.39	CHN	CHN	Basic Materials	To be ann.
05/19/15	To be ann.	CIFI Holdings (Group) Co. Ltd.	FO	Ord Shares	193.5	600.0	0.32	CHN	HKG	Financials	CITI, CS, HAITSEC, NOMURA
05/20/15	08/06/15	China Strategic Holdings Ltd.	FO	Rights	64.4	3,329.2	0.02	HKG	HKG	Financials	EMPCG
05/21/15	To be ann.	Seibu Holdings Inc.	FO	Ord Shares	922.8	33.8	27.34	JPN	JPN	Industrials	To be ann.
05/21/15	To be ann.	Skylark Co., Ltd.	FO	Ord Shares	665.8	44.2	15.07	JPN	JPN	Consumer Svcs.	To be ann.
05/21/15	07/24/15	Jcontentree Corp.	FO	Rights	99.0	43.0	2.30	KOR	KOR	Consumer Svcs.	To be ann.
05/22/15	To be ann.	Oriental Energy Company, LTD	FO	Ord Shares	1,337.0	198.0	6.75	CHN	CHN	Energy	To be ann.
05/22/15	To be ann.	Value Partners Ltd.	FO	Ord Shares	202.5	N/A	2.10	HKG	HKG	Financials	To be ann.
05/22/15	07/31/15	Com2uS Corp.	FO	Rights	172.9	1.6	107.40	KOR	KOR	Consumer Goods	To be ann.
05/22/15	07/07/15	National United Resources Holdings Limited	FO	Rights	65.6	1,956.8	0.03	HKG	HKG	Consumer Svcs.	GFSC
05/22/15	07/09/15	Wealth Glory Holdings, LTD	FO	Ord Shares	31.2	1,383.1	0.02	HKG	HKG	Financials	To be ann.
					<b>Proceeds:</b>	<b>\$6,551.5</b>					
					<b>Deals:</b>	<b>19</b>					

## Withdrawn or Postponed Deals:

Initial Filing Date	W/P Date	Issuer	Status	Issue Type	Proceeds (\$M)	Shares Offered (M)	Latest Filing Range	Domicile Country	Exchange Country	Industry	Bookrunner(s)
---------------------	----------	--------	--------	------------	----------------	--------------------	---------------------	------------------	------------------	----------	---------------

No deals were withdrawn or postponed last week