

U.S. Equity Capital Markets

Daily Market Update



Monday, October 5, 2015

Data as of 8:00 AM

Ipreat Daily Market Update

Priced Deals



Week of October 5, 2015

Initial Public Offerings This Week (0)

Issue Date	Issuer	Ticker	Sector	Domicile	Exchange	Bookrunners	Fin. Spons.	Filed Terms		Pricing Statistics				Performance Statistics		
								Last File Range (\$)	Last Offer Amt. (\$M)	Amt. + Over. (\$M)	Offer Price (\$)	Shrs. Offered	% Primary	Shoe Exer.	Last File/ Offer (%)	Offer/ Curr. (%)

No IPOs have priced so far this week

Follow-On Offerings This Week (0)

Issue Date	Issuer	Ticker	Sector	Domicile	Exchange	Bookrunners	Accel. Deal	Shelf Take.	Filed Terms		Pricing Statistics				Performance Statistics		
									Last File Range (\$)	Last Offer Amt. (\$M)	Amt. + Over. (\$M)	Offer Price (\$)	Shrs. Offered	% Primary	Shoe Exer.	Last Sale/ Offer (%)	Offer/ Curr. (%)

No Follow-Ons have priced so far this week

Block Offerings This Week (0)

Issue Date	Issuer	Ticker	Sector	Domicile	Exchange	Bookrunners	Shelf Take.	Last Price (\$)	Pricing Statistics				Performance Stats	
									Amt. + Over. (\$M)	Offer Price (\$)	Shrs. Offered	% Primary	Shoe Exer.	Re-Off. Disc. (%)

No Blocks have priced this week

Equity-Related Offerings This Week (0)

Issue Date	Issuer	Ticker	Sector	Domicile	Exchange	Bookrunners	Talk		Pricing Statistics				
							Coupon (%)	Premium (%)	Amt. + Over. (\$M)	Offer Price (\$)	Coupon (%)	Premium (%)	Shoe Exer.

No Converts have priced this week

Ipreo Daily Market Update

The Pipeline

Week of October 5, 2015

Expected Deals This Week and Next (11)

Expected Date	Issuer	Ticker	Type	Sector	Domicile	Exchange	Bookrunners	Filed Terms			Timeline	
								Curr. Amt. Filed (\$M)	Curr. Shrs. Filed (M)	Curr. File Price/Range	Initial File Date	Last Amend. File Date
w/k of 10/05/15	Pacific Special Acquisition Corp.	PAACU	IPO	Blank Check	United States	NASDAQ	EARLYBD	50.0	5.0	10.00	8/17/15	-
w/k of 10/05/15	BCB Bancorp, Inc.	BCBP	FO	Financials	United States	NASDAQ	SANDLER	40.0	-	11.00	9/14/15	-
w/k of 10/05/15	Oasmia Pharmaceutical AB	OASM	FO	Healthcare	Sweden	NASDAQ	LADENBURG	23.0	-	5.75 - 7.75	7/6/15	9/15/15
10/06/2015	Pure Storage, Inc.	PSTG	IPO	Technology	United States	NYSE	MS, GS, BRCLY, ALLEN, BAML	425.0	25.0	16 - 18	8/12/15	9/24/15
10/06/2015	Aclaris Therapeutics, Inc.	ACRS	IPO	Healthcare	United States	NASDAQ	JEFFER, CITI	75.0	5.0	14 - 16	8/17/15	9/25/15
10/07/2015	Digicel Group, LTD	DCEL	IPO	Technology	Bermuda	NYSE	JPM, UBS, CITI, BRCLY, CS, DB	1,800.0	124.1	13 - 16	6/26/15	9/22/15
10/07/2015	CPI Card Group Inc	PMTS	IPO	Technology	United States	NASDAQ	BMO, GS, CIBCINC	300.0	17.6	16 - 18	8/7/15	9/22/15
10/07/2015	CytomX Therapeutics, Inc.	CTMX	IPO	Healthcare	United States	NASDAQ	BAML, JEFFER, COWEN	100.0	6.7	14 - 16	8/28/15	9/28/15
10/07/2015	Allegiance Bancshares, Inc.	ABTX	IPO	Financials	United States	NASDAQ	RBAIRD, STEPHENS	59.8	2.6	22 - 24	8/24/15	9/28/15
10/14/2015	First Data Corp.	FDC	IPO	Technology	United States	NYSE	CITI, MS, BAML, KKR, BRCLY, CS, DB, GS, HSBC, MIZUHO, PNC, SUNTCAP, WFC	3,040.0	160.0	18 - 20	7/20/15	10/1/15
10/14/2015	Albertsons Companies, Inc.	ABS	IPO	Consumer Services	United States	NYSE	GS, BAML, CITI, MS	1,600.0	65.3	23 - 26	7/8/15	10/2/15
Total:								7,512.8				

Amended Filings This Week (1)

Amended Date	Issuer	Ticker	Type	Sector	Domicile	Exchange	Bookrunners	Filed Terms			Timeline	
								Curr. Amt. Filed (\$M)	Curr. Shrs. Filed (M)	Curr. File Price/Range	Initial File Date	Expected Date
10/5/15	Adesto Technologies Corp.	IOTS	IPO	Technology	United States	NASDAQ	NEEDHAM, OPPEN	45.1	4.1	10 - 12	9/14/15	To be ann.
Total:								45.1				

Initial Filings This Week (1)

Filing Date	Issuer	Ticker	Type	Sector	Domicile	Exchange	Bookrunners	Filed Terms			Timeline
								Curr. Amt. Filed (\$M)	Curr. Shrs. Filed (M)	Curr. File Price/Range	Expected Date
10/5/15	Patriot National, Inc	PN	FO	Industrials	United States	NYSE	BMO, JPM	50.0	-	16.11	To be ann.
Total:								50.0			

Shelf Filings This Week (0)

Filing Date	Issuer	Ticker	Type	Sector	Domicile	Exchange	Type	Curr. Amt. Filed (\$M)	Filed Terms Curr. Shrs. Filed (M)	Curr. File Price/Range
No Shelf Filings this week										

Withdrawn or Postponed Deals This Week (0)

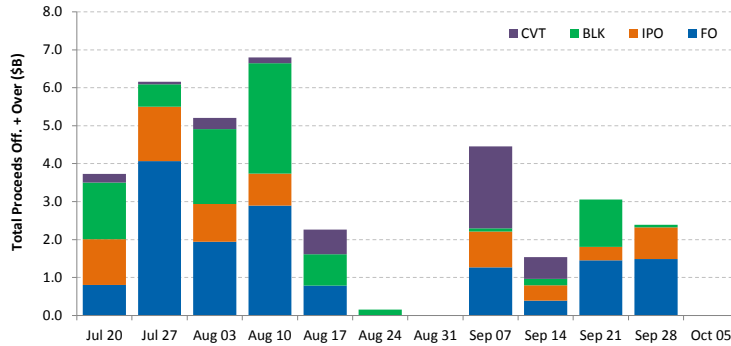
W/P Date	Issuer	Ticker	Type	Sector	Domicile	Exchange	Bookrunners	Curr. Amt. Filed (\$M)	Filed Terms Curr. Shrs. Filed (M)	Reason
No Withdrawn or Postponed deals this week										

Ipreo Daily Market Update

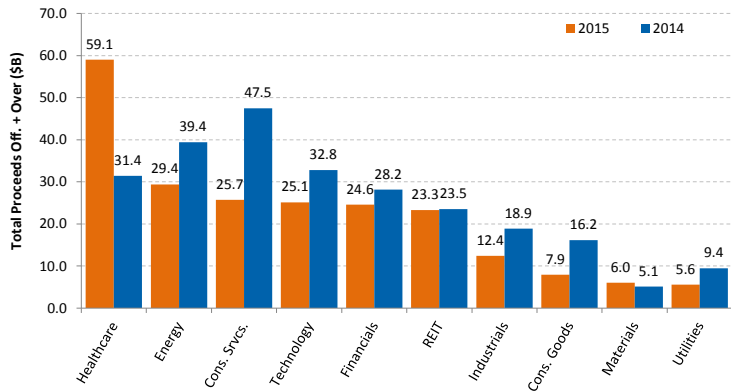
Market Summary

Week of October 5, 2015

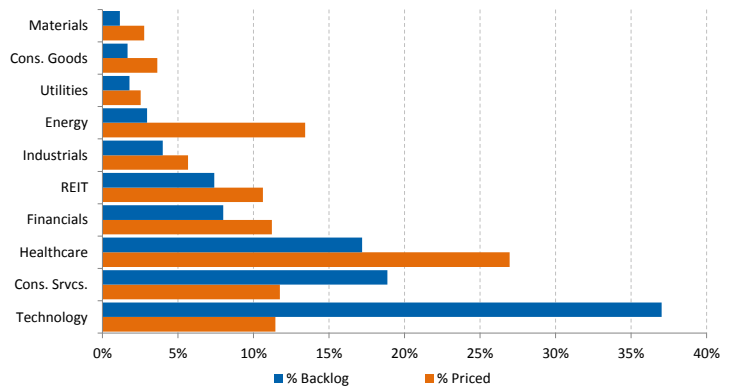
Trailing 12-Week US Proceeds by Deal Type



YoY Total US Issuance by Industry



YTD US Priced vs. Backlog



Market Summary

Major Indices	Last Close	1-Day (%)	1-Week (%)	1-Month (%)	1-Year (%)	YTD (%)
S&P 500	1,951.4	1.43	1.04	0.13	0.27	-5.22
Dow Jones	16,472.4	1.23	0.97	0.74	-1.96	-7.58
NASDAQ	4,707.8	1.74	0.45	-0.89	6.27	-0.60
Russell 2000	1,114.1	1.51	-0.77	-2.78	1.62	-7.52
FTSE 100	6,130.0	0.95	0.34	0.77	-4.91	-6.64
DAX	9,553.1	0.46	-1.40	-4.93	3.89	-2.57
Nikkei 225	17,725.1	0.02	-0.87	-2.05	13.17	1.57
Hang Seng	21,506.1	3.17	1.51	2.73	-6.22	-8.89
Brazil Bovespa	47,033.5	3.80	4.91	1.23	-12.12	-5.95
Mexico IPC	42,735.2	0.09	0.71	-0.55	-3.43	-0.95

S&P 500 Sector Indices

Sector	Value	1-Day (%)	1-Week (%)	1-Month (%)	1-Year (%)	YTD (%)
Materials	259.7	2.41	2.71	-2.66	-14.75	-14.94
Financials	305.6	-0.06	-0.60	-1.03	-1.16	-8.32
Consumer Disc.	602.1	1.43	1.55	1.94	14.86	5.13
Consumer Staples	491.1	1.30	0.64	2.27	6.10	-1.69
Energy	469.7	4.01	2.81	-0.24	-27.32	-19.93
Healthcare	789.0	2.09	2.07	-2.32	7.98	-0.38
Industrials	436.1	1.17	1.18	-0.54	-2.88	-10.36
Information Tech.	673.4	1.52	0.77	1.23	3.70	-2.69
Telecom	140.3	0.11	-1.06	-3.23	-11.99	-8.03
Utilities	220.1	1.32	1.35	5.51	2.41	-8.36

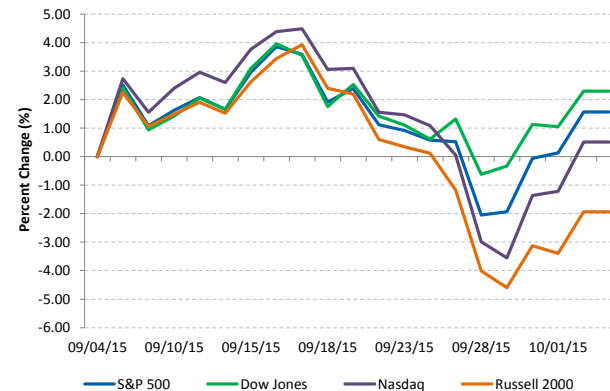
Commodities (NYMEX Front Month Contract)

Commodity	Value	1-Day (%)	1-Week (%)	1-Month (%)	1-Year (%)	YTD (%)
Gold	1,136.6	2.06	-0.79	0.26	-6.46	-4.01
Silver	15.3	5.18	1.01	4.06	-10.47	-2.15
Copper	2.33	0.91	1.84	-0.17	-22.44	-17.70
Crude Oil	45.5	1.79	-0.35	-1.54	-49.96	-14.51
Natural Gas	2.5	0.74	-6.84	-7.44	-37.67	-15.37
Cotton	0.60	-0.76	-0.82	-3.76	-2.76	-0.22
Corn	3.89	0.13	0.06	5.92	20.60	-1.95
Sugar	0.14	2.04	9.02	26.10	-15.70	-6.82
Wheat	5.13	-0.96	1.08	7.15	6.32	-12.97

Major Currencies

Currency	USD	EUR	GBP	JPY	CAD	AUD
USD	1.000	0.887	0.658	119.225	1.321	1.422
EUR	1.128	1.000	0.742	134.432	1.490	1.603
GBP	1.520	1.348	1.000	181.240	2.009	2.162
JPY	0.008	0.007	0.006	1.000	0.011	0.012
CAD	0.757	0.671	0.498	90.233	1.000	1.076
AUD	0.703	0.624	0.463	0.929	0.929	1.000

Major US Indices 1-Month Trailing



Econ Calendar

Monday, October 05, 2015

Indicator	Period	Expectation	Result
ISM Services	SEP	58.0	

Tuesday, October 06, 2015

Indicator	Period	Expectation	Result
Trade Balance	AUG	(\$44.5B)	

Wednesday, October 07, 2015

Indicator	Period	Expectation	Result
MBA Mortgage Index	3-Oct	NA	
Crude Inventories	3-Oct	NA	
Consumer Credit	AUG	\$19.5B	

Thursday, October 08, 2015

Indicator	Period	Expectation	Result
Initial Claims	3-Oct	275K	
Continuing Claims	26-Sep	2205K	
Natural Gas Inventories	3-Oct	NA	
FOMC Minutes	17-Sep	NA	

Friday, October 09, 2015

Indicator	Period	Expectation	Result
Export Prices ex-ag	SEP	NA	
Import Prices ex-oil	SEP	NA	
Wholesale Inventories	AUG	0.0%	

Source: Briefing.com

About Ipreo Analytics

Ipreo Capital Markets Services is an outsourced consultative service that serves as an extension of your team, focused on providing research, intelligence and data on the capital markets. If you have any questions, please contact Ipreo Capital Markets at CapitalMarkets@ipreo.com or 212.812.0950.

All deal data provided by Ipreo's Equity Deals Database, a comprehensive U.S. equities deals database providing quick and accurate deal information.