

U.S. Equity Capital Markets

Daily Market Update



Wednesday, October 7, 2015

Data as of 8:00 AM

Ipreo Daily Market Update

Priced Deals



Week of October 5, 2015

Initial Public Offerings This Week (2)

Issue Date	Issuer	Ticker	Sector	Domicile	Exchange	Bookrunners	Fin. Spons.	Filed Terms		Pricing Statistics				Performance Statistics				
								Last File Range (\$)	Last Offer Amt. (\$M)	Amt. + Over. (\$M)	Offer Price (\$)	Shrs. Offered (M)	% Primary	Shoe Exer.	Last File/ Offer (%)	Offer/ Curr. (%)	Offer vs. Last File	
10/6/15	Pure Storage, Inc.	PSTG	Technology	United States	NYSE	MS, GS, BRCLY, ALLEN, BAML	•	16 - 18	425.0	425.0	17.00	25.0	100.0			0.00	-	Within
10/6/15	Aclaris Therapeutics, Inc.	ACRS	Healthcare	United States	NASDAQ	JEFFER, CITI	•	14 - 16	75.0	55.0	11.00	5.0	100.0			-26.67	-	Below
									Total:	480.0				Average:	-13.33	-		

Follow-On Offerings This Week (3)

Issue Date	Issuer	Ticker	Sector	Domicile	Exchange	Bookrunners	Accel. Deal	Shelf Take.	Filed Terms		Pricing Statistics				Performance Statistics				
									Last File Range (\$)	Last Offer Amt. (\$M)	Amt. + Over. (\$M)	Offer Price (\$)	Shrs. Offered (M)	% Primary	Shoe Exer.	Last Sale/ Offer (%)	Offer/ Curr. (%)	Last File/ Offer (%)	
10/6/15	PBF Energy Inc.	PBF	Energy	United States	NYSE	MS, CS, BRCLY, CITI, DB, UBS, WFC	•	•	31.34	313.4	310.0	31.00	10.0	100.0			-3.22	-	-1.08
10/6/15	Sarepta Therapeutics, Inc.	SRPT	Healthcare	United States	NASDAQ	CS, MS	•	•	41.79	125.0	126.8	39.00	3.3	100.0			-6.68	-2.56	-6.68
10/7/15	Neonode Inc.	NEON	Technology	United States	NASDAQ	CRAIGHAL	•	•	2.63	8.4	6.1	1.90	3.2	100.0			-27.76	38.42	-27.76
									Total:	442.8				Average:	-12.55	17.93			

Block Offerings This Week (0)

Issue Date	Issuer	Ticker	Sector	Domicile	Exchange	Bookrunners	Shelf Take.	Last Price (\$)	Pricing Statistics				Performance Stats	
									Amt. + Over. (\$M)	Offer Price (\$)	Shrs. Offered (M)	% Primary	Shoe Exer.	Re-Off. Disc. (%)
No Blocks have priced this week														

Equity-Related Offerings This Week (0)

Issue Date	Issuer	Ticker	Sector	Domicile	Exchange	Bookrunners	Talk		Pricing Statistics				
							Coupon (%)	Premium (%)	Amt. + Over. (\$M)	Offer Price (\$)	Coupon (%)	Premium (%)	Shoe Exer.
No Converts have priced this week													

Ipreo Daily Market Update

The Pipeline

Week of October 5, 2015

Expected Deals This Week and Next (13)

Expected Date	Issuer	Ticker	Type	Sector	Domicile	Exchange	Bookrunners	Filed Terms			Timeline	
								Curr. Amt. Filed (\$M)	Curr. Shrs. Filed (M)	Curr. File Price/Range	Initial File Date	Last Amend. File Date
w/k of 10/05/15	Pacific Special Acquisition Corp.	PAACU	IPO	Blank Check	United States	NASDAQ	EARLYBD	50.0	5.0	10.00	8/17/15	-
w/k of 10/05/15	BCB Bancorp, Inc.	BCBP	FO	Financials	United States	NASDAQ	SANDLER	40.0	-	11.00	9/14/15	-
w/k of 10/05/15	SynCardia Systems, Inc.	TAHT	IPO	Healthcare	United States	NASDAQ	ROTH	27.5	2.5	10 - 12	8/17/15	9/16/15
w/k of 10/05/15	Cerecor Inc	CERCU	IPO	Healthcare	United States	NASDAQ	MAXIM	27.5	4.2	6 - 7	6/12/15	9/8/15
w/k of 10/05/15	Oasmia Pharmaceutical AB	OASM	FO	Healthcare	Sweden	NASDAQ	LADENBURG	23.0	-	5.75 - 7.75	7/6/15	9/15/15
10/07/2015	Digicel Group, LTD	DCEL	IPO	Technology	Bermuda	NYSE	JPM, UBS, CITI, BRCLY, CS, DB	1,800.0	124.1	13 - 16	6/26/15	9/22/15
10/07/2015	CPI Card Group Inc	PMTS	IPO	Technology	United States	NASDAQ	BMO, GS, CIBCINC	300.0	17.6	16 - 18	8/7/15	9/22/15
10/07/2015	CytomX Therapeutics, Inc.	CTMX	IPO	Healthcare	United States	NASDAQ	BAML, JEFFER, COWEN	100.0	6.7	14 - 16	8/28/15	10/6/15
10/07/2015	Allegiance Bancshares, Inc.	ABTX	IPO	Financials	United States	NASDAQ	RBAIRD, STEPHENS	59.8	2.6	22 - 24	8/24/15	9/28/15
10/14/2015	First Data Corp.	FDC	IPO	Technology	United States	NYSE	CITI, MS, BAML, KKR, BRCLY, CS, DB, GS, HSBC, MIZUHO, PNC, SUNTCAP, WFC	3,040.0	160.0	18 - 20	7/20/15	10/1/15
10/14/2015	Albertsons Companies, Inc.	ABS	IPO	Consumer Services	United States	NYSE	GS, BAML, CITI, MS	1,600.0	65.3	23 - 26	7/8/15	10/2/15
10/15/2015	American Farmland Company	AFCO	IPO	REIT	United States	NYSE	DB, CITI, RAYMND, RBC, FBR	114.0	12.0	8.50 - 10.50	6/26/15	10/6/15
10/15/2015	Adesto Technologies Corp.	IOTS	IPO	Technology	United States	NASDAQ	NEEDHAM, OPPEN	45.1	4.1	10 - 12	9/14/15	10/5/15
Total:								7,226.9				

* Bold text indicates a deal was initially filed or amended this week

Amended Filings This Week (2)

Amended Date	Issuer	Ticker	Type	Sector	Domicile	Exchange	Bookrunners	Filed Terms			Timeline	
								Curr. Amt. Filed (\$M)	Curr. Shrs. Filed (M)	Curr. File Price/Range	Initial File Date	Expected Date
10/5/15	GMS Inc.	GMS	IPO	Consumer Services	United States	NYSE	BRCLY, CS, RBC, RBAIRD, WFC	200.0	-	-	7/28/15	To be ann.
10/6/15	Capitol Acquisition Corp. III	CLACU	IPO	Blank Check	United States	NASDAQ	CITI, DB, CS	350.0	35.0	10.00	8/31/15	To be ann.
Total:								550.0				

Initial Filings This Week (6)

Filing Date	Issuer	Ticker	Type	Sector	Domicile	Exchange	Bookrunners	Filed Terms			Timeline	
								Curr. Amt. Filed (\$M)	Curr. Shrs. Filed (M)	Curr. File Price/Range	Expected Date	
10/5/15	Xtera Communications, Inc.	XCOM	IPO	Technology	United States	NASDAQ	NEEDHAM, COWEN, BMO	60.0	-	-	-	To be ann.
10/5/15	Patriot National, Inc	PN	FO	Industrials	United States	NYSE	BMO, JPM	50.0	-	16.11	-	To be ann.
10/5/15	PLx Pharma Inc.	PLXP	IPO	Healthcare	United States	NASDAQ	MAXIM	20.0	-	-	-	To be ann.
10/6/15	Duluth Holdings Inc.	DLTH	IPO	Consumer Services	United States	NASDAQ	WBLAIR, RBAIRD, RAYMND, BMO	115.0	-	-	-	To be ann.
10/6/15	Nordic Realty Trust, Inc.	NORT	IPO	REIT	United States	NASDAQ	WUNDER	75.0	-	-	-	To be ann.
10/6/15	ContraVir Pharmaceuticals, Inc.	-	FO	Healthcare	United States	NASDAQ	LAIDLAK	-	-	3.99	-	To be ann.
Total:								320.0				

Shelf Filings This Week (7)

Filing Date	Issuer	Ticker	Type	Sector	Domicile	Exchange	Type	Filed Terms		
								Curr. Amt. Filed (\$M)	Curr. Shrs. Filed (M)	Curr. File Price/Range
10/5/15	Energy XXI Ltd	EXXI	FO	Energy	Bermuda	NASDAQ	Universal	500.0	-	-
10/5/15	Veritiv Corporation	VRTV	FO	Industrials	United States	NYSE	Common Stock	317.3	7.8	40.47
10/5/15	Veritiv Corporation	VRTV	FO	Industrials	United States	NYSE	Universal	200.0	-	-
10/5/15	Vitae Pharmaceuticals, Inc.	VTAE	FO	Healthcare	United States	NASDAQ	Universal	200.0	-	-
10/6/15	Real Industry, Inc.	RELY	FO	Financials	United States	NASDAQ	Universal	700.0	-	-
10/6/15	Samson Oil & Gas Ltd.	SSN	FO	Energy	Australia	NYSE	Universal	170.0	-	-
10/6/15	Air Lease Corp.	AL	FO	Consumer Services	United States	NYSE	Common Stock	158.9	4.9	32.56
Total:								2,246.2		

* Shelf filings over \$50M

Withdrawn or Postponed Deals This Week (0)

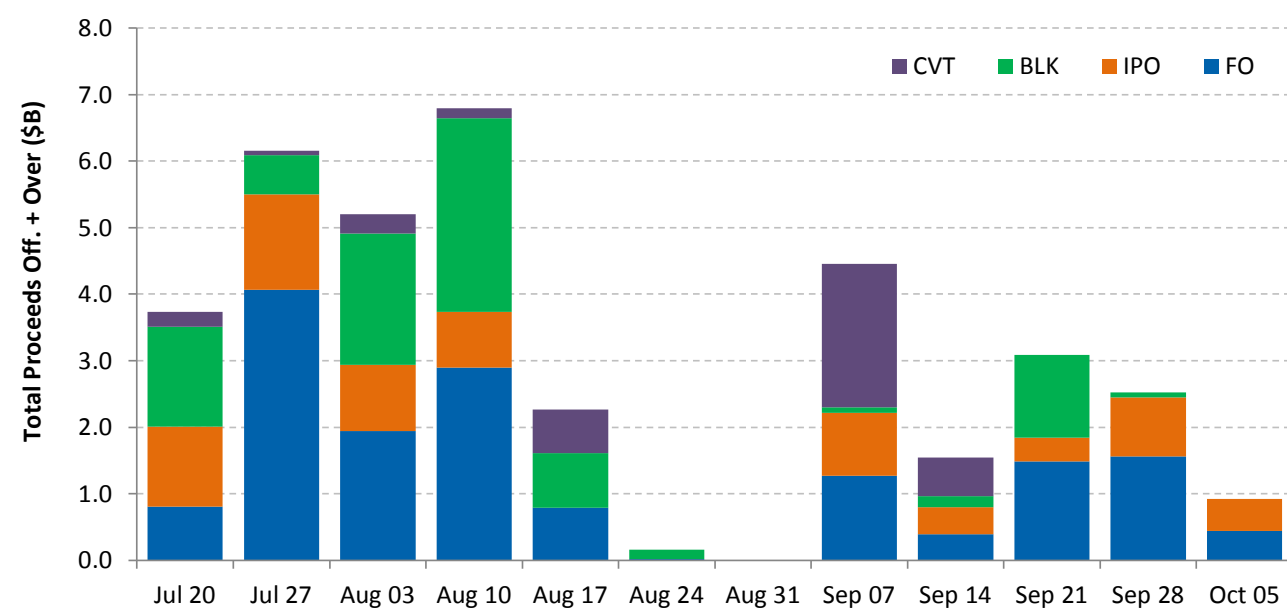
W/P Date	Issuer	Ticker	Type	Sector	Domicile	Exchange	Bookrunners	Filed Terms		
								Curr. Amt. Filed (\$M)	Curr. Shrs. Filed (M)	Reason
No Withdrawn or Postponed deals this week										

Ipreo Daily Market Update

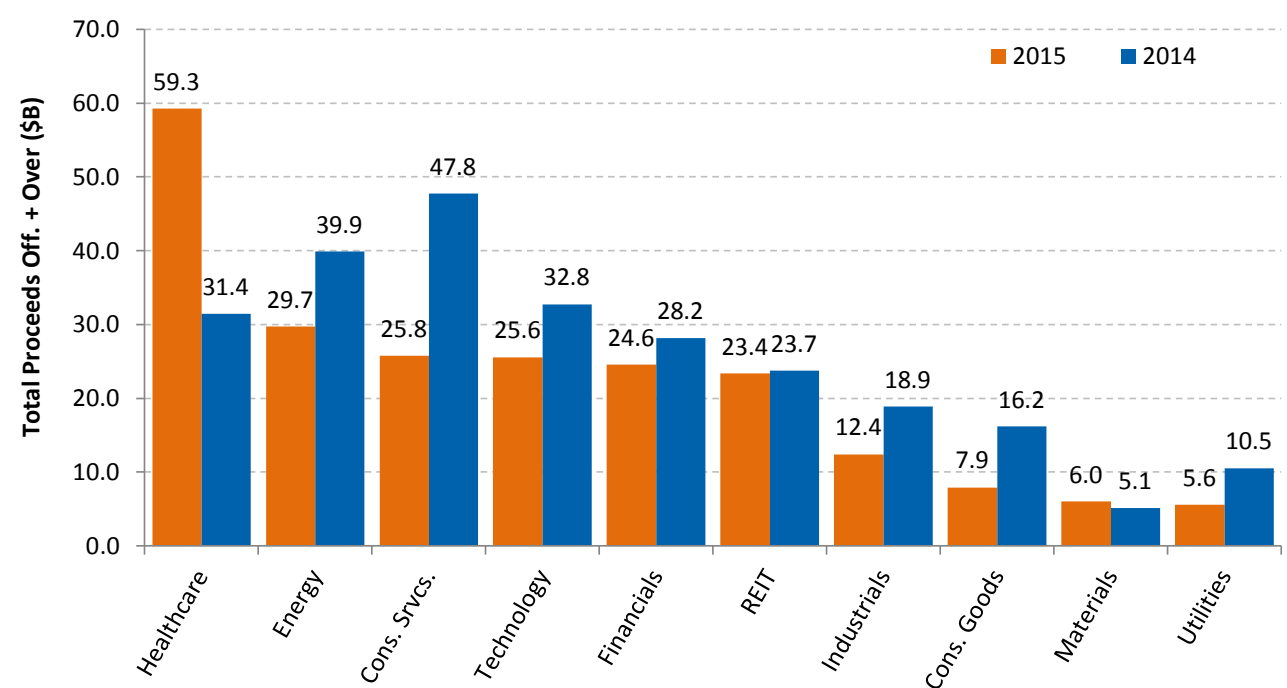
Market Summary

Week of October 5, 2015

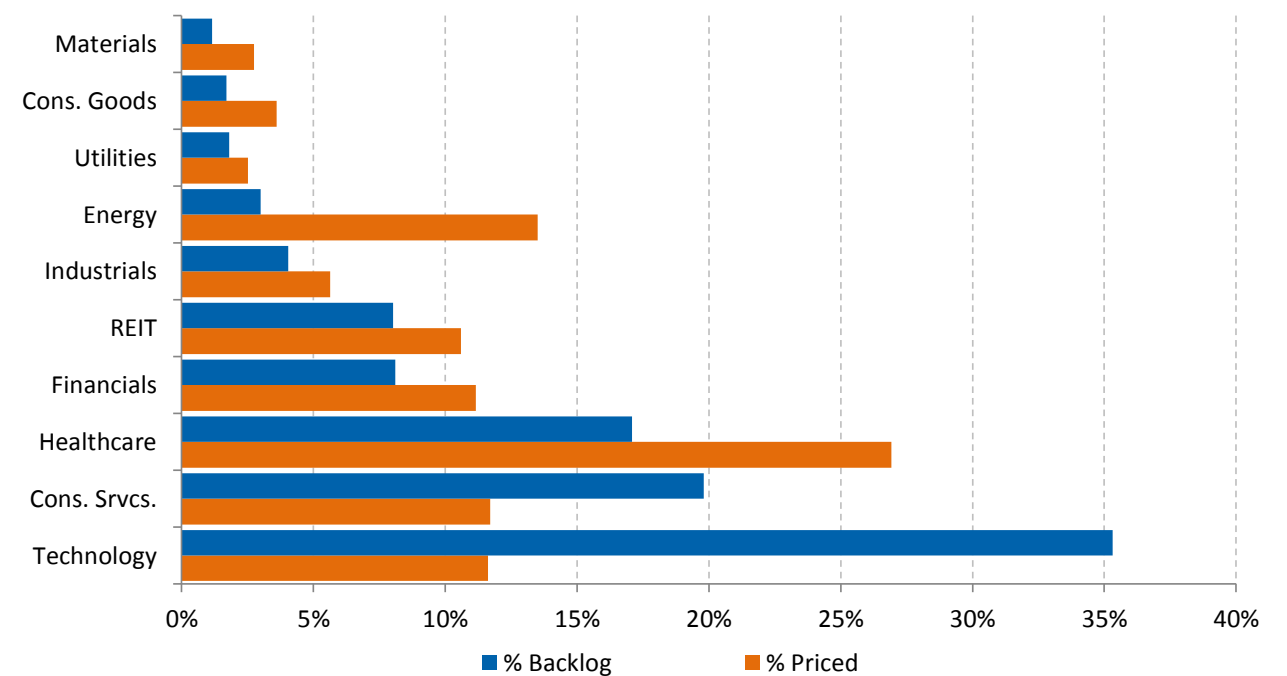
Trailing 12-Week US Proceeds by Deal Type



YoY Total US Issuance by Industry



YTD US Priced vs. Backlog



Market Summary

Major Indices	Last Close	1-Day (%)	1-Week (%)	1-Month (%)	1-Year (%)	YTD (%)
S&P 500	1,979.9	-0.36	5.09	3.06	0.77	-3.84
Dow Jones	16,790.2	0.08	4.62	4.27	-1.19	-5.80
NASDAQ	4,748.4	-0.69	5.11	1.38	6.59	0.26
Russell 2000	1,133.7	-0.70	4.59	-0.22	3.57	-5.89
FTSE 100	6,326.2	0.43	7.06	4.69	-3.62	-3.65
DAX	9,902.8	0.90	4.79	-1.35	7.53	0.99
Nikkei 225	18,186.1	1.00	7.41	2.21	14.44	4.21
Hang Seng	21,831.6	-0.10	6.20	4.76	-6.36	-7.51
Brazil Bovespa	47,735.1	0.29	8.16	2.66	-16.42	-4.54
Mexico IPC	43,561.4	-0.01	3.42	1.92	-2.81	0.96

S&P 500 Sector Indices

S&P 500 Sector Indices	Last Close	1-Day (%)	1-Week (%)	1-Month (%)	1-Year (%)	YTD (%)
Materials	269.9	1.28	9.89	2.65	-11.59	-11.58
Financials	310.7	-0.45	3.14	2.16	-0.78	-6.77
Consumer Disc.	606.5	-0.70	5.65	3.78	14.85	5.90
Consumer Staples	496.7	-0.57	3.43	4.43	6.03	-0.58
Energy	493.9	2.23	12.10	6.39	-23.68	-15.81
Healthcare	773.1	-2.33	3.08	-2.39	4.17	-2.38
Industrials	448.8	-0.02	5.58	3.76	-1.05	-7.74
Information Tech.	687.6	0.18	5.97	5.04	5.09	-0.63
Telecom	143.8	-0.17	2.84	0.16	-11.03	-5.74
Utilities	221.4	-0.72	2.48	7.22	2.41	-7.80

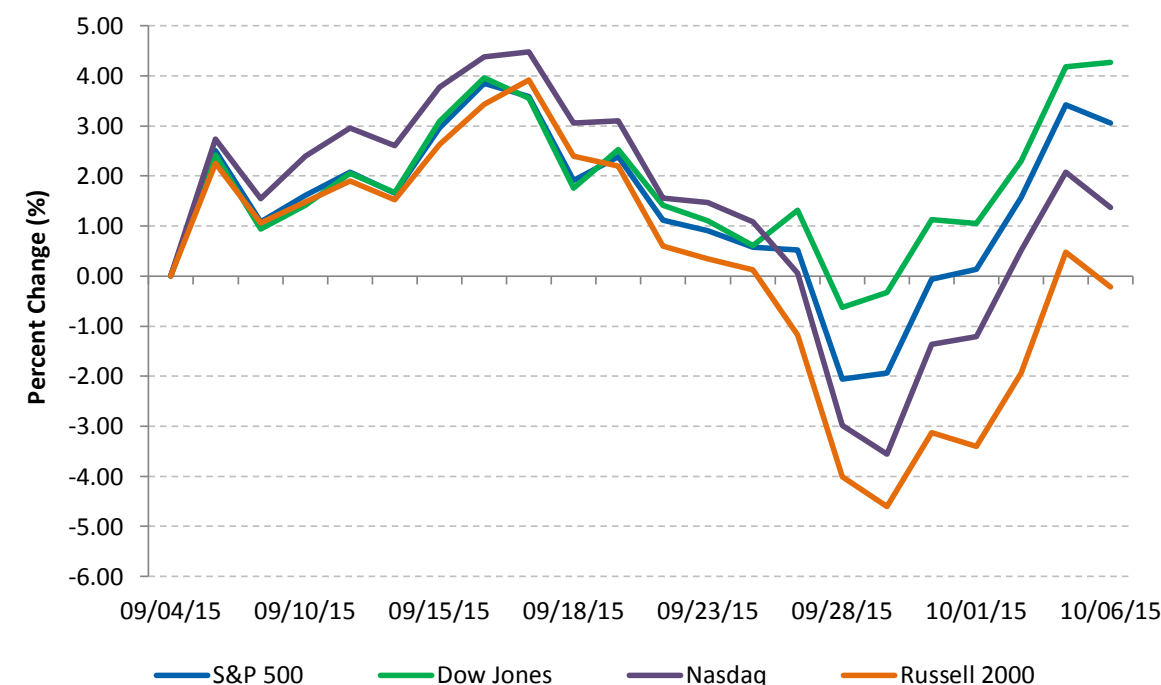
Commodities (NYMEX Front Month Contract)

Commodities	Last Close	1-Day (%)	1-Week (%)	1-Month (%)	1-Year (%)	YTD (%)
Gold	1,146.4	0.77	1.74	2.23	-5.04	-3.18
Silver	16.0	1.76	9.68	9.86	-7.20	2.47
Copper	2.36	-0.02	4.60	1.86	-22.42	-16.65
Crude Oil	48.5	4.91	7.30	5.39	-46.28	-8.90
Natural Gas	2.5	0.82	-4.49	-6.97	-36.63	-14.71
Cotton	0.62	0.34	1.77	-0.86	-3.57	3.00
Corn	3.98	1.21	2.38	9.71	19.77	0.31
Sugar	0.14	-0.07	9.39	20.94	-19.73	-6.13
Wheat	5.26	2.09	4.47	12.51	7.07	-10.77

Major Currencies

Major Currencies	USD	EUR	GBP	JPY	CAD	AUD
USD	1.000	0.890	0.654	120.015	1.303	1.390
EUR	1.124	1.000	0.735	134.868	1.464	1.562
GBP	1.529	1.360	1.000	183.467	1.991	2.125
JPY	0.008	0.007	0.005	1.000	0.011	0.012
CAD	0.768	0.683	0.502	92.141	1.000	1.067
AUD	0.720	0.640	0.471	0.937	0.937	1.000

Major US Indices 1-Month Trailing



Econ Calendar

Monday, October 05, 2015			
Indicator	Period	Expectation	Result
ISM Services	Sep	58.00	56.9

Tuesday, October 06, 2015			
Indicator	Period	Expectation	Result
Trade Balance	Aug	(\$44.5B)	-\$48.3B

Wednesday, October 07, 2015			
Indicator	Period	Expectation	Result
MBA Mortgage Index	10/3	NA	25.5%
Crude Inventories	10/3	NA	
Consumer Credit	Aug	\$19.5B	

Thursday, October 08, 2015			
Indicator	Period	Expectation	Result
Initial Claims	10/3	275K	
Continuing Claims	9/26	2205K	
Natural Gas Inventories	10/3	NA	
FOMC Minutes	9/17	NA	

Friday, October 09, 2015			
Indicator	Period	Expectation	Result
Export Prices ex-ag	Sep	NA	
Import Prices ex-oil	Sep	NA	
Wholesale Inventories	Aug	0.0%	

Source: Briefing.com

About Ipreo Analytics

Ipreo Capital Markets Services is an outsourced consultative service that serves as an extension of your team, focused on providing research, intelligence and data on the capital markets. If you have any questions, please contact Ipreo Capital Markets at CapitalMarkets@ipreo.com or 212.812.0950.

All deal data provided by Ipreo's Equity Deals Database, a comprehensive U.S. equities deals database providing quick and accurate deal information.

