

U.S. Equity Capital Markets

Daily Market Update



Monday, April 20, 2015

Data as of 8:00 AM

Ipreo Daily Market Update

Priced Deals

Week of April 20, 2015

Initial Public Offerings This Week (0)

Issue Date	Issuer	Ticker	Sector	Domicile	Exchange	Bookrunners	Fin. Spons.	Filed Terms		Pricing Statistics				Performance Statistics		
								Last File Range (\$)	Last Offer Amt. (\$M)	Amt. + Over. (\$M)	Offer Price (\$)	Shrs. Offered	% Primary	Shoe Exer.	Last File/ Offer (%)	Offer/ Curr. (%)

No IPOs have priced so far this week

Follow-On Offerings This Week (0)

Issue Date	Issuer	Ticker	Sector	Domicile	Exchange	Bookrunners	Accel. Deal	Shelf Take.	Filed Terms		Pricing Statistics				Performance Statistics		
									Last File Range (\$)	Last Offer Amt. (\$M)	Amt. + Over. (\$M)	Offer Price (\$)	Shrs. Offered	% Primary	Shoe Exer.	Last Sale/ Offer (%)	Offer/ Curr. (%)

No Follow-Ons have priced so far this week

Block Offerings This Week (0)

Issue Date	Issuer	Ticker	Sector	Domicile	Exchange	Bookrunners	Shelf Take.	Last Price (\$)	Pricing Statistics				Performance Stats	
									Amt. + Over. (\$M)	Offer Price (\$)	Shrs. Offered	% Primary	Shoe Exer.	Re-Off. (%)

No Blocks have priced this week

Equity-Related Offerings This Week (0)

Issue Date	Issuer	Ticker	Sector	Domicile	Exchange	Bookrunners	Talk		Pricing Statistics				
							Coupon (%)	Premium (%)	Amt. + Over. (\$M)	Offer Price (\$)	Coupon (%)	Premium (%)	Shoe Exer.

No Converts have priced this week

Ipreo Daily Market Update

The Pipeline

Week of April 20, 2015

Expected Deals This Week and Next (3)

Expected Date	Issuer	Ticker	Type	Sector	Domicile	Exchange	Bookrunners	Filed Terms			Timeline	
								Curr. Amt. Filed (\$M)	Curr. Shrs. Filed (M)	Curr. File Price/Range	Initial File Date	Last Amend. File Date
4/22/15	National Storage Affiliates Trust	NSA	IPO	REIT	United States	NYSE	JEFFER, MS, WFC	320.0	20.0	15 - 17	2/13/15	4/13/15
4/23/15	Apigee Corporation	APIC	IPO	Technology	United States	NASDAQ	MS, JPM, CS	87.0	5.1	16 - 18	3/20/15	4/13/15
w/k of 04/27/15	OpGen, Inc.	OPGN	IPO	Healthcare	United States	NASDAQ	MAXIM	33.8	3.8	8 - 10	3/3/15	4/6/15
Total:								440.7				

Amended Filings This Week (2)

Amended Date	Issuer	Ticker	Type	Sector	Domicile	Exchange	Bookrunners	Filed Terms			Timeline	
								Curr. Amt. Filed (\$M)	Curr. Shrs. Filed (M)	Curr. File Price/Range	Initial File Date	Expected Date
4/20/15	Blueprint Medicines Corporation	BPMC	IPO	Healthcare	United States	NASDAQ	GS, COWEN	115.0	7.2	15 - 17	3/23/15	To be ann.
4/20/15	Scynexis, Inc.	SCYX	FO	Healthcare	United States	NASDAQ	RBC, CANACC	29.8 ↓	3.4	8.88 ↓	4/9/15	To be ann.
Total:								144.8				

Initial Filings This Week (0)

Filing Date	Issuer	Ticker	Type	Sector	Domicile	Exchange	Bookrunners	Filed Terms			Timeline	
								Curr. Amt. Filed (\$M)	Curr. Shrs. Filed (M)	Curr. File Price/Range	Expected Date	
<i>No Initial Filings this week</i>												

Shelf Filings This Week (0)

Filing Date	Issuer	Ticker	Type	Sector	Domicile	Exchange	Type	Filed Terms		
								Curr. Amt. Filed (\$M)	Curr. Shrs. Filed (M)	Curr. File Price/Range
<i>No Shelf Filings this week</i>										

Withdrawn or Postponed Deals This Week (0)

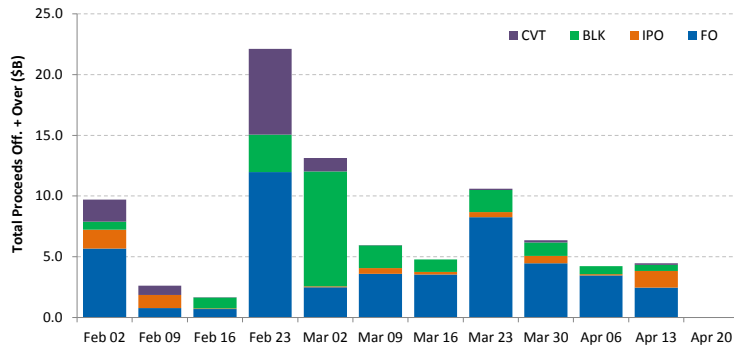
W/P Date	Issuer	Ticker	Type	Sector	Domicile	Exchange	Bookrunners	Filed Terms		
								Curr. Amt. Filed (\$M)	Curr. Shrs. Filed (M)	Reason
<i>No Withdrawn or Postponed deals this week</i>										

Ipreo Daily Market Update

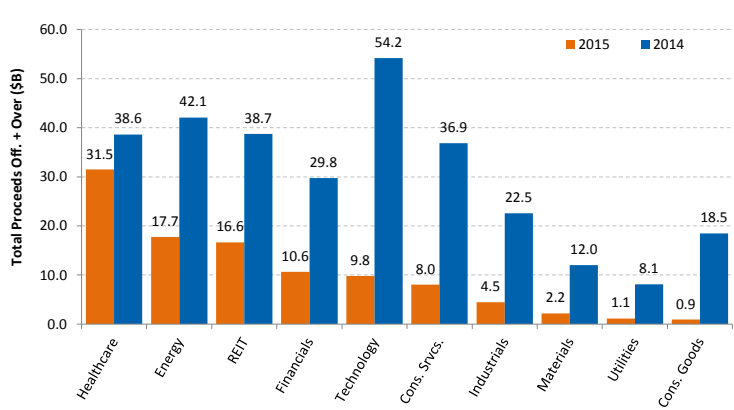
Market Summary

Week of April 20, 2015

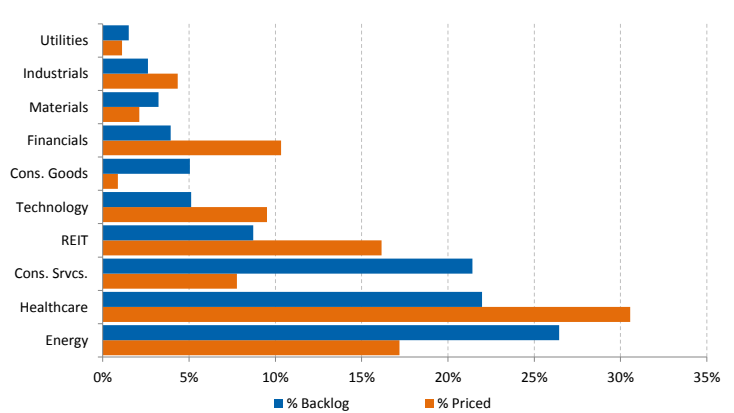
Trailing 12-Week US Proceeds by Deal Type



YoY Total US Issuance by Industry



YTD US Priced vs. Backlog



Market Summary

Major Indices	Last Close	1-Day (%)	1-Week (%)	1-Month (%)	1-Year (%)	YTD (%)
S&P 500	2,081.2	-1.13	-0.99	0.33	11.60	1.08
Dow Jones	17,826.3	-1.54	-1.28	-0.13	8.64	0.02
NASDAQ	4,931.8	-1.52	-1.28	-0.11	20.42	4.13
Russell 2000	1,251.9	-1.65	-1.02	0.78	10.01	3.91
FTSE 100	6,994.6	-0.93	-1.34	2.30	5.58	6.53
DAX	11,688.7	-2.58	-5.54	-2.44	24.22	19.20
Nikkei 225	19,652.9	-1.17	-1.28	1.11	36.31	12.62
Hang Seng	27,653.1	-0.31	1.40	15.70	21.50	17.15
Brazil Bovespa	53,954.8	-1.32	-0.48	7.30	3.54	7.89
Mexico IPC	45,012.4	-1.03	0.29	2.86	10.08	4.33

S&P 500 Sector Indices

Sector	Last Close	1-Day (%)	1-Week (%)	1-Month (%)	1-Year (%)	YTD (%)
Materials	311.5	-0.84	-0.11	1.11	4.00	2.03
Financials	325.0	-1.34	-0.49	-1.56	10.40	-2.48
Consumer Disc.	597.0	-1.47	-1.85	-0.22	18.05	4.23
Consumer Staples	504.1	-0.91	-1.07	1.55	12.44	0.91
Energy	597.8	-0.81	2.13	8.83	-11.97	1.91
Healthcare	847.4	-0.80	-1.03	0.37	28.67	7.00
Industrials	481.2	-1.14	-2.22	-1.01	5.80	-1.08
Information Tech.	691.8	-1.44	-1.54	-1.04	17.63	-0.02
Telecom	153.0	-0.85	-1.00	-0.81	-2.47	0.31
Utilities	224.2	-0.34	-1.24	0.61	4.19	-6.66

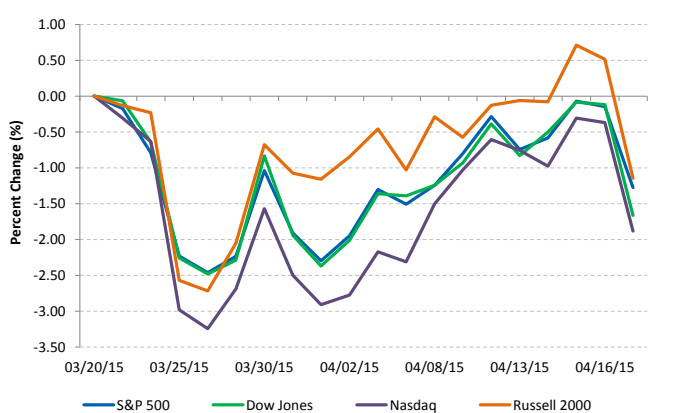
Commodities (NYMEX Front Month Contract)

Commodity	Last Close	1-Day (%)	1-Week (%)	1-Month (%)	1-Year (%)	YTD (%)
Gold	1,203.1	0.43	-0.12	4.78	-7.02	1.60
Silver	16.2	-0.34	-0.93	4.18	-17.18	4.04
Copper	2.77	0.00	1.46	5.36	-8.90	-1.82
Crude Oil	55.7	-1.71	7.94	28.26	-46.56	4.64
Natural Gas	2.6	-1.86	4.90	-7.74	-44.44	-9.05
Cotton	0.63	-2.00	-2.72	5.12	-31.46	5.01
Corn	3.80	0.93	0.73	2.36	-24.13	-4.35
Sugar	0.13	-0.98	2.73	2.81	-23.95	-9.23
Wheat	4.89	-0.31	-7.08	-2.83	-30.01	-17.04

Major Currencies

Currency	USD	EUR	GBP	JPY	CAD	AUD
USD	1.000	0.928	0.669	119.065	1.222	1.287
EUR	1.077	1.000	0.720	128.287	1.316	1.387
GBP	1.496	1.388	1.000	178.097	1.827	1.925
JPY	0.008	0.008	0.006	1.000	0.010	0.011
CAD	0.818	0.760	0.547	97.454	1.000	1.054
AUD	0.777	0.721	0.519	0.949	0.949	1.000

Major US Indices 1-Month Trailing



Econ Calendar

Monday, April 20, 2015			
Indicator	Period	Expectation	Result
No Releases Scheduled			

Tuesday, April 21, 2015			
Indicator	Period	Expectation	Result
No Releases Scheduled			

Wednesday, April 22, 2015			
Indicator	Period	Expectation	Result
MBA Mortgage Index	18-Apr	-	-
FHFA Housing Price Index	Feb	-	-
Existing Home Sales	Mar	5.07M	-
Crude Inventories	18-Apr	-	-

Thursday, April 23, 2015			
Indicator	Period	Expectation	Result
Initial Claims	18-Apr	288K	-
Continuing Claims	11-Apr	2380K	-
New Home Sales	Mar	517K	-
Natural Gas Inventories	18-Apr	-	-

Friday, April 24, 2015			
Indicator	Period	Expectation	Result
Durable Orders	Mar	0.5%	-
Durable Goods -ex trans.	Mar	0.5%	-

Source: Briefing.com

About Ipreo Analytics

Ipreo Capital Markets Services is an outsourced consultative service that serves as an extension of your team, focused on providing research, intelligence and data on the capital markets. If you have any questions, please contact Ipreo Capital Markets at CapitalMarkets@ipreo.com or 212.812.0950.

All deal data provided by Ipreo's Equity Deals Database, a comprehensive U.S. equities deals database providing quick and accurate deal information.