

U.S. Equity Capital Markets

Daily Market Update



Tuesday, April 21, 2015

Data as of 8:00 AM

Ipreo Daily Market Update

Priced Deals

Week of April 20, 2015

Initial Public Offerings This Week (0)

Issue Date	Issuer	Ticker	Sector	Domicile	Exchange	Bookrunners	Fin. Spons.	Filed Terms		Pricing Statistics				Performance Statistics		
								Last File Range (\$)	Last Offer Amt. (\$M)	Amt. + Over. (\$M)	Offer Price (\$)	Shrs. Offered	% Primary	Shoe Exer.	Last File/ Offer (%)	Offer/ Curr. (%)

No IPOs have priced so far this week

Follow-On Offerings This Week (0)

Issue Date	Issuer	Ticker	Sector	Domicile	Exchange	Bookrunners	Accel. Deal	Shelf Take.	Filed Terms		Pricing Statistics				Performance Statistics		
									Last File Range (\$)	Last Offer Amt. (\$M)	Amt. + Over. (\$M)	Offer Price (\$)	Shrs. Offered	% Primary	Shoe Exer.	Last Sale/ Offer (%)	Offer/ Curr. (%)

No Follow-Ons have priced so far this week

Block Offerings This Week (0)

Issue Date	Issuer	Ticker	Sector	Domicile	Exchange	Bookrunners	Shelf Take.	Last Price (\$)	Pricing Statistics				Performance Stats	
									Amt. + Over. (\$M)	Offer Price (\$)	Shrs. Offered	% Primary	Shoe Exer.	Re-Off. (%)

No Blocks have priced this week

Equity-Related Offerings This Week (0)

Issue Date	Issuer	Ticker	Sector	Domicile	Exchange	Bookrunners	Talk		Pricing Statistics				
							Coupon (%)	Premium (%)	Amt. + Over. (\$M)	Offer Price (\$)	Coupon (%)	Premium (%)	Shoe Exer.

No Converts have priced this week

Ipreo Daily Market Update

The Pipeline

Week of April 20, 2015

Expected Deals This Week and Next (11)

Expected Date	Issuer	Ticker	Type	Sector	Domicile	Exchange	Bookrunners	Filed Terms			Timeline	
								Curr. Amt. Filed (\$M)	Curr. Shrs. Filed (M)	Curr. File Price/Range	Initial File Date	Last Amend. File Date
4/20/15	Brookfield Asset Management Inc.	BAM	BLK	Financials	Canada	NYSE	CIBCINC, RBC, CITI, DB	1,035.3	17.9	57.84	4/20/15	-
4/22/15	National Storage Affiliates Trust	NSA	IPO	REIT	United States	NYSE	JEFFER, MS, WFC	320.0	20.0	15 - 17	2/13/15	4/13/15
4/22/15	Scynexis, Inc.	SCYX	FO	Healthcare	United States	NASDAQ	RBC, CANACC	29.8 ↓	3.4	8.88 ↓	4/9/15	4/20/15
4/22/15	Innocoll AG	INNLI	FO	Healthcare	United States	NASDAQ	PIPER	20.3 ↑	2.5	8.25 ↑	4/10/15	4/20/15
4/23/15	Tribune Media Company	TRCO	FO	Consumer Services	United States	NYSE	MS, JPM, GS, DB	532.2 ↓	9.2	57.60 ↓	4/8/15	4/20/15
4/23/15	Apigee Corporation	APIC	IPO	Technology	United States	NASDAQ	MS, JPM, CS	87.0	5.1	16 - 18	3/20/15	4/13/15
4/23/15	Orchids Paper Products Co.	TIS	FO	Industrials	United States	NYSE MKT	JEFFER	37.6	1.5	25.06	4/20/15	-
4/28/15	Enviva Partners, LP	EVA	IPO	Basic Materials	United States	NYSE	BRCLY, GS, RBC, CITI	200.0	10.0	19 - 21	10/27/14	4/20/15
4/29/15	Blueprint Medicines Corporation	BPMC	IPO	Healthcare	United States	NASDAQ	GS, COWEN	115.0	7.2	15 - 17	3/23/15	4/20/15
4/30/15	Colucid Pharmaceuticals, Inc.	CLCD	IPO	Healthcare	United States	NASDAQ	PIPER, STIFEL	75.0	5.4	13 - 15	3/30/15	4/20/15
w/k of 04/27/15	OpGen, Inc.	OPGN	IPO	Healthcare	United States	NASDAQ	MAXIM	33.8	3.8	8 - 10	3/3/15	4/6/15
Total:								2,486.0				

* Bold text indicates a deal was initially filed or amended this week

Amended Filings This Week (1)

Amended Date	Issuer	Ticker	Type	Sector	Domicile	Exchange	Bookrunners	Filed Terms			Timeline	
								Curr. Amt. Filed (\$M)	Curr. Shrs. Filed (M)	Curr. File Price/Range	Initial File Date	Expected Date
4/20/15	Wayne Farms, Inc.	WNFM	IPO	Consumer Goods	United States	NASDAQ	CITI, JPM, BMO	100.0	-	-	3/16/15	To be ann.
Total:								100.0				

Initial Filings This Week (3)

Filing Date	Issuer	Ticker	Type	Sector	Domicile	Exchange	Bookrunners	Filed Terms			Timeline
								Curr. Amt. Filed (\$M)	Curr. Shrs. Filed (M)	Curr. File Price/Range	Expected Date
4/20/15	GPM Petroleum LP	GPMP	IPO	Consumer Services	United States	NYSE	RAYMND	100.0	-	-	To be ann.
4/20/15	NephroGenex, Inc.	NRX	FO	Healthcare	United States	NASDAQ	CANACC, JMPSEC	34.5	-	8.73	To be ann.
4/20/15	Aldeyra Therapeutics, Inc.	ALDX	FO	Healthcare	United States	NASDAQ	COWEN, CANACC	32.2	3.0	10.72	To be ann.
Total:								166.7			

Shelf Filings This Week (1)

Filing Date	Issuer	Ticker	Type	Sector	Domicile	Exchange	Type	Filed Terms		
								Curr. Amt. Filed (\$M)	Curr. Shrs. Filed (M)	Curr. File Price/Range
4/20/15	Hercules Technology Growth Capital, Inc.	HTGC	FO	Financials	United States	NYSE	Universal	500.0	-	-
Total:								500.0		

* Shelf filings over \$50M

Withdrawn or Postponed Deals This Week (0)

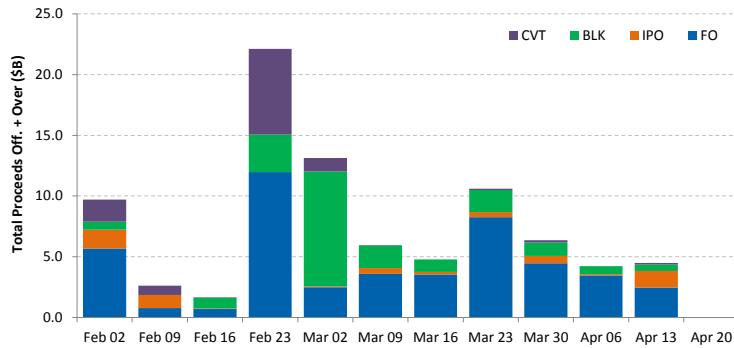
W/P Date	Issuer	Ticker	Type	Sector	Domicile	Exchange	Bookrunners	Filed Terms		
								Curr. Amt. Filed (\$M)	Curr. Shrs. Filed (M)	Reason
No Withdrawn or Postponed deals this week										

Ipreo Daily Market Update

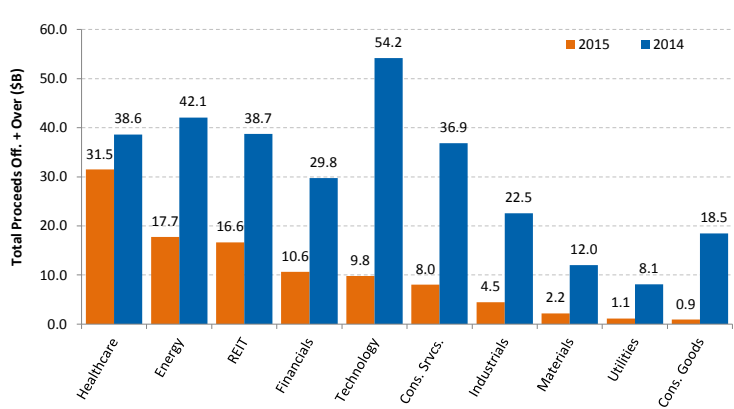
Market Summary

Week of April 20, 2015

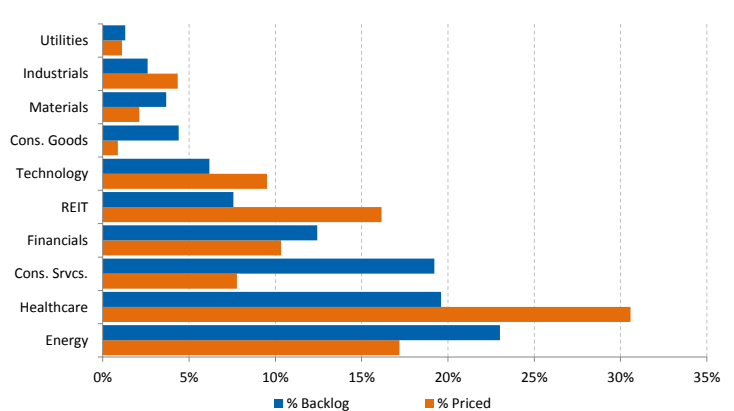
Trailing 12-Week US Proceeds by Deal Type



YoY Total US Issuance by Industry



YTD US Priced vs. Backlog



Market Summary

Major Indices	Last Close	1-Day (%)	1-Week (%)	1-Month (%)	1-Year (%)	YTD (%)
S&P 500	2,100.4	0.92	0.38	-0.37	12.63	2.02
Dow Jones	18,034.9	1.17	0.32	-0.51	9.91	1.19
NASDAQ	4,994.6	1.27	0.13	-0.63	21.95	5.46
Russell 2000	1,264.9	1.04	-0.05	-0.11	11.16	5.00
FTSE 100	7,052.1	0.82	-0.17	0.42	6.44	7.40
DAX	11,891.9	1.74	-3.62	-1.22	26.38	21.28
Nikkei 225	19,634.5	-0.09	-1.36	0.38	36.18	12.51
Hang Seng	27,094.9	-2.02	-3.29	11.16	19.05	14.78
Brazil Bovespa	53,761.3	-0.36	-0.88	3.45	3.17	7.51
Mexico IPC	45,077.8	0.15	0.19	2.52	10.24	4.48

S&P 500 Sector Indices

Sector	Last	1-Day	1-Week	1-Month	1-Year	YTD
Materials	313.7	0.70	1.00	1.32	4.73	2.75
Financials	326.7	0.50	-0.28	-1.88	10.94	-2.00
Consumer Disc.	603.3	1.07	-0.28	-0.92	19.31	5.34
Consumer Staples	506.2	0.40	-0.17	0.59	12.89	1.32
Energy	600.5	0.45	3.45	6.60	-11.58	2.37
Healthcare	852.0	0.54	0.12	-1.67	29.37	7.58
Industrials	486.5	1.10	-0.07	-0.90	6.97	0.01
Information Tech.	704.2	1.79	0.57	-0.89	19.73	1.77
Telecom	154.6	1.05	0.19	-0.89	-1.44	1.37
Utilities	227.5	1.49	1.28	-0.53	5.75	-5.27

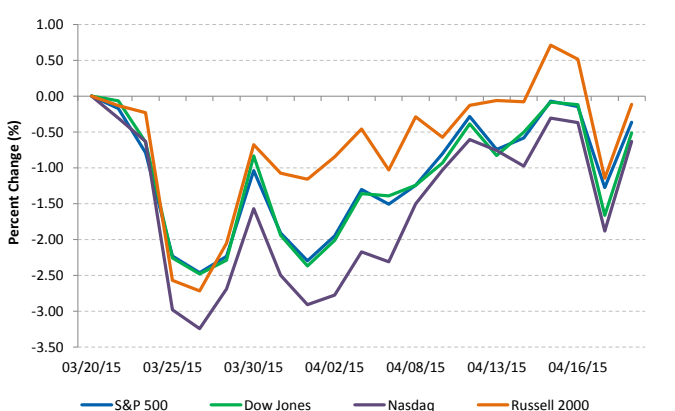
Commodities (NYMEX Front Month Contract)

Commodity	Last	1-Day	1-Week	1-Month	1-Year	YTD
Gold	1,193.7	-0.78	-0.47	0.77	-7.74	0.81
Silver	15.9	-2.10	-2.47	-5.89	-18.92	1.86
Copper	2.73	-1.50	0.50	-1.03	-10.26	-3.29
Crude Oil	57.9	3.84	11.50	24.29	-44.51	8.65
Natural Gas	2.5	-3.72	1.00	-8.97	-46.51	-12.43
Cotton	0.63	0.16	-2.67	0.91	-31.35	5.18
Corn	3.78	-0.46	2.02	-1.82	-24.48	-4.79
Sugar	0.13	-3.87	-2.61	-0.08	-26.89	-12.74
Wheat	4.98	1.84	-0.80	-5.99	-28.72	-15.52

Major Currencies

Currency	USD	EUR	GBP	JPY	CAD	AUD
USD	1.000	0.930	0.670	119.255	1.220	1.294
EUR	1.075	1.000	0.721	128.253	1.312	1.392
GBP	1.492	1.387	1.000	177.875	1.819	1.931
JPY	0.008	0.008	0.006	1.000	0.010	0.011
CAD	0.820	0.762	0.550	97.782	1.000	1.061
AUD	0.773	0.718	0.518	0.942	0.942	1.000

Major US Indices 1-Month Trailing



Econ Calendar

Monday, April 20, 2015			
Indicator	Period	Expectation	Result
No Releases Scheduled			

Tuesday, April 21, 2015			
Indicator	Period	Expectation	Result
No Releases Scheduled			

Wednesday, April 22, 2015			
Indicator	Period	Expectation	Result
MBA Mortgage Index	18-Apr	-	-
FHFA Housing Price Index	Feb	-	-
Existing Home Sales	Mar	5.07M	-
Crude Inventories	18-Apr	-	-

Thursday, April 23, 2015			
Indicator	Period	Expectation	Result
Initial Claims	18-Apr	288K	-
Continuing Claims	11-Apr	2380K	-
New Home Sales	Mar	517K	-
Natural Gas Inventories	18-Apr	-	-

Friday, April 24, 2015			
Indicator	Period	Expectation	Result
Durable Orders	Mar	0.5%	-
Durable Goods -ex trans	Mar	0.5%	-

Source: Briefing.com

About Ipreo Analytics

Ipreo Capital Markets Services is an outsourced consultative service that serves as an extension of your team, focused on providing research, intelligence and data on the capital markets. If you have any questions, please contact Ipreo Capital Markets at CapitalMarkets@ipreo.com or 212.812.0950.

All deal data provided by Ipreo's Equity Deals Database, a comprehensive U.S. equities deals database providing quick and accurate deal information.

