

# U.S. Equity Capital Markets

## Daily Market Update



Tuesday, April 28, 2015

Data as of 8:00 AM

# Ipreo Daily Market Update

## Priced Deals

Week of April 27, 2015

### Initial Public Offerings This Week (0)

Issue Date	Issuer	Ticker	Sector	Domicile	Exchange	Bookrunners	Fin. Spons.	Filed Terms		Pricing Statistics				Performance Statistics		
								Last File Range (\$)	Last Offer Amt. (\$M)	Amt. + Over. (\$M)	Offer Price (\$)	Shrs. Offered	% Primary	Shoe Exer.	Last File/ Offer (%)	Offer/ Curr. (%)

No IPOs have priced so far this week

### Follow-On Offerings This Week (0)

Issue Date	Issuer	Ticker	Sector	Domicile	Exchange	Bookrunners	Accel. Deal	Shelf Take.	Filed Terms		Pricing Statistics				Performance Statistics		
									Last File Range (\$)	Last Offer Amt. (\$M)	Amt. + Over. (\$M)	Offer Price (\$)	Shrs. Offered	% Primary	Shoe Exer.	Last Sale/ Offer (%)	Offer/ Curr. (%)

No Follow-Ons have priced so far this week

### Block Offerings This Week (0)

Issue Date	Issuer	Ticker	Sector	Domicile	Exchange	Bookrunners	Shelf Take.	Last Price (\$)	Pricing Statistics				Performance Stats	
									Amt. + Over. (\$M)	Offer Price (\$)	Shrs. Offered	% Primary	Shoe Exer.	Re-Off. (%)

No Blocks have priced this week

### Equity-Related Offerings This Week (0)

Issue Date	Issuer	Ticker	Sector	Domicile	Exchange	Bookrunners	Talk		Pricing Statistics				
							Coupon (%)	Premium (%)	Amt. + Over. (\$M)	Offer Price (\$)	Coupon (%)	Premium (%)	Shoe Exer.

No Converts have priced this week

# Ipreo Daily Market Update

## The Pipeline

Week of April 27, 2015

### Expected Deals This Week and Next (24)

Expected Date	Issuer	Ticker	Type	Sector	Domicile	Exchange	Bookrunners	Filed Terms			Timeline	
								Curr. Amt. Filed (\$M)	Curr. Shrs. Filed (M)	Curr. File Price/Range	Initial File Date	Last Amend. File Date
4/28/15	Springleaf Holdings, Inc.	LEAF	FO	Financials	United States	NYSE	CITI, GS, BRCLY, CS	1,190.9	22.7	52.40	4/27/15	-
4/28/15	Enviva Partners, LP	EVA	IPO	Basic Materials	United States	NYSE	BRCLY, GS, RBC, CITI	200.0	10.0	19 - 21	10/27/14	4/20/15
4/28/15	GW Pharmaceuticals plc	GWPH	FO	Healthcare	United Kingdom	NASDAQ	MS, BAML, COWEN	144.3	1.3	115.44	4/27/15	-
4/28/15	Atlantic Alliance Partnership Corp.	AAPC	IPO	Blank Check	United Kingdom	NASDAQ	CITI	75.0	7.5	10.00	2/23/15	-
4/28/15	Viking Therapeutics, Inc.	VKTX	IPO	Healthcare	United States	NASDAQ	LAIDLAK	20.0	2.5	7 - 9	7/1/14	4/9/15
4/29/15	Echo Global Logistics, Inc.	ECHO	FO	Industrials	United States	NASDAQ	MS, CS	163.4	5.0	32.68	4/27/15	-
4/29/15	Echo Global Logistics, Inc.	ECHO	CVT	Industrials	United States	NASDAQ	MS, CS	150.0	0.2	-	4/27/15	-
4/29/15	Blueprint Medicines Corporation	BPMC	IPO	Healthcare	United States	NASDAQ	GS, COWEN	115.0	7.2	15 - 17	3/23/15	4/20/15
4/29/15	Paratek Pharmaceuticals, Inc.	PRTK	FO	Healthcare	United States	NASDAQ	LEERINK, GUGGEN	60.0	-	27.18	4/27/15	-
4/30/15	Black Stone Minerals, L.P.	BSM	IPO	Basic Materials	United States	NYSE	BRCLY, BAML, CITI, CS, WFC	450.0	22.5	19 - 21	3/19/15	4/22/15
4/30/15	Colucid Pharmaceuticals, Inc.	CLCD	IPO	Healthcare	United States	NASDAQ	PIPER, STIFEL	75.0	5.4	13 - 15	3/30/15	4/20/15
4/30/15	Biondavax Pharmaceuticals, LTD	BVXV	FO	Healthcare	Israel	NASDAQ	AEGIS	10.0	1.4	-	12/29/14	4/6/15
w/k of 04/27/15	OpGen, Inc.	-	IPO	Healthcare	United States	NASDAQ	MAXIM	15.0	2.5	5.50 - 6.50	3/3/15	4/23/15
5/5/15	Multivir, Inc.	MVIR	IPO	Healthcare	United States	NASDAQ	RBC	59.8	4.6	12 - 14	3/30/15	4/23/15
5/5/15	Gelesis, Inc.	GLSS	IPO	Healthcare	United States	NASDAQ	PIPER, STIFEL, GUGGEN	52.0	4.0	12 - 14	4/1/15	4/23/15
5/6/15	Tallgrass Energy GP, LP	TEGP	IPO	Energy	United States	NYSE	CITI, GS, BAML, BRCLY, CS, DB, MS, RBC, WFC	900.4	35.3	24 - 27	2/24/15	4/27/15
5/6/15	Adaptimmune Therapeutics plc	ADAP	IPO	Healthcare	United Kingdom	NASDAQ	BAML, COWEN, LEERINK	150.0	9.4	15 - 17	4/6/15	4/27/15
5/6/15	Commercial Credit, Inc.	CCR	IPO	Financials	United States	NYSE	JPM, STIFEL	116.0	7.3	15 - 17	3/19/15	4/24/15
5/6/15	Collegium Pharmaceuticals, Inc.	COLL	IPO	Healthcare	United States	NASDAQ	JEFFER, PIPER, WFC, NEEDHAM	75.4	5.8	12 - 14	4/2/15	4/27/15
5/6/15	aTyr Pharma, Inc.	LIFE	IPO	Healthcare	United States	NASDAQ	JPM, CITI	75.0	5.4	13 - 15	4/6/15	4/27/15
5/6/15	Klox Technologies Inc	KLOX	IPO	Healthcare	Canada	NASDAQ	UBS	67.2	4.8	13 - 15	2/11/15	4/27/15
5/7/15	International Market Centers, Inc.	IMC	IPO	REIT	United States	NYSE	BRCLY, CS, WFC, DB, JPM	149.5	11.5	12 - 14	11/10/14	4/27/15
5/7/15	Bojangles', Inc.	BOJA	IPO	Consumer Services	United States	NASDAQ	BAML, WFC, JEFFER, BRCLY, GS, PIPER, WBLAIR, KEYBANC, RBC	100.0	6.3	15 - 17	4/6/15	4/27/15
5/7/15	Anteros, Inc.	ANTE	IPO	Healthcare	United States	NASDAQ	STIFEL, RBC	50.7	3.9	12 - 14	3/31/15	4/27/15
* Bold text indicates a deal was initially filed or amended this week								<b>Total:</b>	<b>4,464.7</b>			

### Amended Filings This Week (5)

Amended Date	Issuer	Ticker	Type	Sector	Domicile	Exchange	Bookrunners	Filed Terms			Timeline	
								Curr. Amt. Filed (\$M)	Curr. Shrs. Filed (M)	Curr. File Price/Range	Initial File Date	Expected Date
4/27/15	Freshpet, Inc.	FRPT	FO	Consumer Goods	United States	NASDAQ	GS, CS	123.0 ↑	5.3 ↑	23.14 ↓	4/10/15	To be ann.
4/27/15	PGI Specialty Materials, Inc.	-	IPO	Consumer Goods	United States	NYSE	CITI, BAML, GS, JEFFER, RBC	100.0	-	-	2/9/15	To be ann.
4/27/15	Gladstone Land Corp.	LAND	FO	REIT	United States	NASDAQ	JANNEY	15.0 ↓	-	12.22 ↑	11/5/14	To be ann.
4/28/15	Community Healthcare Trust Inc.	CHCT	IPO	REIT	United States	NYSE	SANDLER, SUNTCAP, EVERCORE, JANNEY, OPPEN, BBT	143.8	-	-	4/2/15	To be ann.
4/28/15	HTG Molecular Diagnostics, Inc.	HTGM	IPO	Healthcare	United States	NASDAQ	LEERINK	50.0	3.6	13 - 15	12/30/14	To be ann.
<b>Total:</b>								<b>431.7</b>				

### Initial Filings This Week (3)

Filing Date	Issuer	Ticker	Type	Sector	Domicile	Exchange	Bookrunners	Filed Terms			Timeline	
								Curr. Amt. Filed (\$M)	Curr. Shrs. Filed (M)	Curr. File Price/Range	Expected Date	
4/27/15	INC Research Holdings, Inc.	INCR	FO	Healthcare	United States	NASDAQ	GS, CS, JEFFER	241.0	8.0	30.12	To be ann.	
4/27/15	Adeptus Health Inc.	ADPT	FO	Healthcare	United States	NYSE	GS	127.6	2.0	63.78	To be ann.	
4/27/15	Pacific DataVision, Inc.	PDVV	FO	Technology	United States	NASDAQ	FBR	86.3	-	50.23	To be ann.	
<b>Total:</b>								<b>454.8</b>				

### Shelf Filings This Week (2)

Filing Date	Issuer	Ticker	Type	Sector	Domicile	Exchange	Type	Filed Terms			
								Curr. Amt. Filed (\$M)	Curr. Shrs. Filed (M)	Curr. File Price/Range	
4/27/15	Silver Wheaton Corp.	SLW	FO	Basic Materials	Canada	NYSE	Universal	2,000.0	-	-	
4/27/15	Cedar Realty Trust, Inc.	CDR	FO	REIT	United States	NYSE	Universal	1,000.0	-	-	
* Shelf filings over \$50M								<b>Total:</b>	<b>3,000.0</b>		

### Withdrawn or Postponed Deals This Week (0)

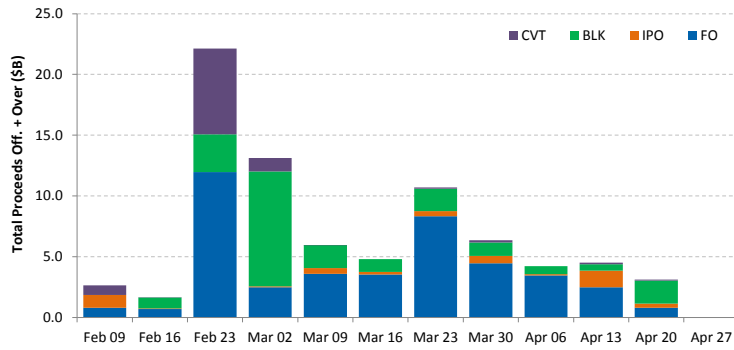
W/P Date	Issuer	Ticker	Type	Sector	Domicile	Exchange	Bookrunners	Filed Terms		
								Curr. Amt. Filed (\$M)	Curr. Shrs. Filed (M)	Reason
No Withdrawn or Postponed deals this week										

# Ipreo Daily Market Update

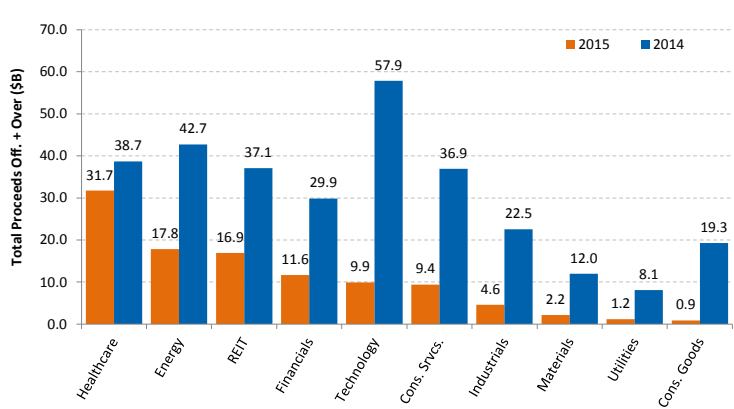
## Market Summary

Week of April 27, 2015

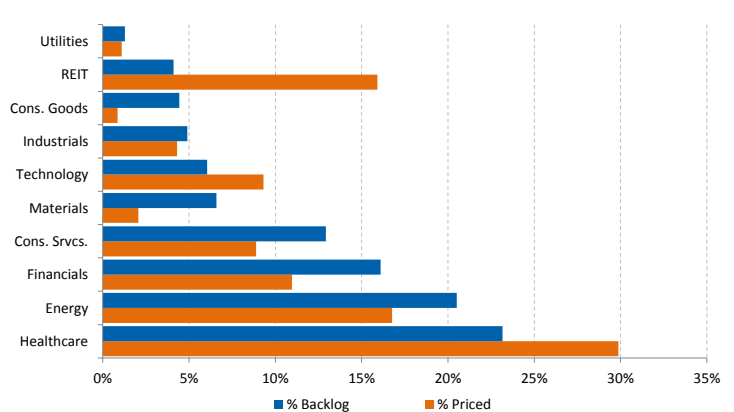
Trailing 12-Week US Proceeds by Deal Type



YoY Total US Issuance by Industry



YTD US Priced vs. Backlog



Market Summary

Major Indices	Last Close	1-Day (%)	1-Week (%)	1-Month (%)	1-Year (%)	YTD (%)
S&P 500	2,108.9	-0.41	0.41	2.32	13.18	2.43
Dow Jones	18,038.0	-0.23	0.02	1.84	10.25	1.21
NASDAQ	5,060.2	-0.63	1.31	3.46	24.16	6.85
Russell 2000	1,252.7	-1.17	-0.97	0.99	11.55	3.98
FTSE 100	7,104.0	0.47	0.74	3.63	6.26	8.19
DAX	12,039.2	1.93	1.24	1.44	28.06	22.78
Nikkei 225	19,983.3	-0.18	1.78	3.62	38.49	14.51
Hang Seng	28,433.6	1.33	4.94	16.12	27.94	20.46
Brazil Bovespa	55,534.5	-1.87	3.30	10.86	8.05	11.05
Mexico IPC	45,512.4	-0.57	0.96	4.30	13.22	5.49

S&P 500 Sector Indices

Sector	Last Close	1-Day (%)	1-Week (%)	1-Month (%)	1-Year (%)	YTD (%)
Materials	318.1	0.88	1.41	4.18	7.00	4.20
Financials	325.6	-0.31	-0.31	0.88	10.64	-2.30
Consumer Disc.	610.4	-0.85	1.17	2.64	21.33	6.57
Consumer Staples	502.0	-0.50	-0.83	0.19	11.73	0.48
Energy	597.6	-0.06	-0.48	6.86	-12.33	1.88
Healthcare	844.5	-1.76	-0.88	-0.03	27.21	6.63
Industrials	484.6	-0.05	-0.40	1.43	7.00	-0.39
Information Tech.	722.5	0.36	2.61	4.46	23.31	4.42
Telecom	158.4	0.06	2.41	3.48	4.69	3.81
Utilities	226.7	-1.24	-0.36	1.69	3.51	-5.61

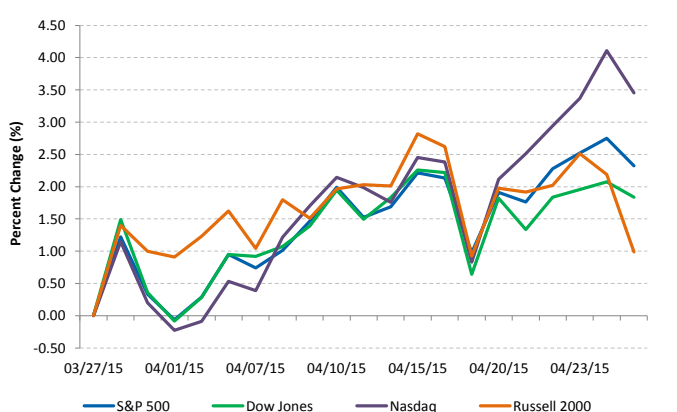
Commodities (NYMEX Front Month Contract)

Commodity	Last Close	1-Day (%)	1-Week (%)	1-Month (%)	1-Year (%)	YTD (%)
Gold	1,203.2	2.40	0.80	0.28	-7.50	1.61
Silver	16.4	4.85	3.18	-3.95	-16.74	5.10
Copper	2.77	0.80	1.37	0.09	-11.35	-1.96
Crude Oil	57.0	-0.28	-1.54	16.62	-43.35	6.98
Natural Gas	2.5	-0.67	-0.87	-4.74	-45.90	-13.19
Cotton	0.66	-0.17	4.48	4.22	-28.98	9.89
Corn	3.65	-1.35	-3.51	-6.71	-28.86	-8.12
Sugar	0.13	1.44	5.60	10.31	-25.04	-7.85
Wheat	4.73	-3.12	-5.02	-6.79	-33.18	-19.75

Major Currencies

Currency	USD	EUR	GBP	JPY	CAD	AUD
USD	1.000	0.919	0.657	119.145	1.210	1.271
EUR	1.088	1.000	0.716	129.672	1.317	1.384
GBP	1.521	1.398	1.000	181.220	1.840	1.934
JPY	0.008	0.008	0.006	1.000	0.010	0.011
CAD	0.827	0.759	0.543	98.479	1.000	1.051
AUD	0.787	0.723	0.517	0.952	0.952	1.000

Major US Indices 1-Month Trailing



Econ Calendar

Monday, April 27, 2015			
Indicator	Period	Expectation	Result
No Announcements Scheduled			

Tuesday, April 28, 2015			
Indicator	Period	Expectation	Result
Case-Shiller 20-city Index	Feb	4.7%	
Consumer Confidence	Apr	102.2	

Wednesday, April 29, 2015			
Indicator	Period	Expectation	Result
MBA Mortgage Index	25-Apr	NA	
GDP-Adv.	Q1	1.1%	
Chain Deflator-Adv.	Q1	0.5%	
Pending Home Sales	Mar	1.6%	
Crude Inventories	25-Apr	NA	
FOMC Rate Decision	Apr	0.25%	

Thursday, April 30, 2015			
Indicator	Period	Expectation	Result
Initial Claims	25-Apr	290K	
Continuing Claims	18-Apr	2.318M	
Personal Income	Mar	0.2%	
Personal Spending	Mar	0.5%	
PCE Prices - Core	Mar	0.2%	
Employment Cost Index	Q1	0.6%	
Chicago PMI	Apr	50.0	
Natural Gas Inventories	25-Apr	NA	

Friday, May 01, 2015			
Indicator	Period	Expectation	Result
ISM Index	Apr	52.0	
Construction Spending	Mar	0.4%	
Michigan Sent. - Final	Apr	96.0	
Auto Sales	Apr	NA	
Truck Sales	Apr	NA	

Source: Briefing.com

### About Ipreo Analytics

Ipreo Capital Markets Services is an outsourced consultative service that serves as an extension of your team, focused on providing research, intelligence and data on the capital markets. If you have any questions, please contact Ipreo Capital Markets at [CapitalMarkets@ipreo.com](mailto:CapitalMarkets@ipreo.com) or 212.812.0950.

All deal data provided by Ipreo's Equity Deals Database, a comprehensive U.S. equities deals database providing quick and accurate deal information.