

U.S. Equity Capital Markets

Daily Market Update



Wednesday, April 29, 2015

Data as of 8:00 AM

Ipreo Daily Market Update

Priced Deals

Week of April 27, 2015

Initial Public Offerings This Week (2)

Issue		Ticker	Sector	Domicile	Exchange	Bookrunners	Fin. Spons.	Filed Terms		Pricing Statistics				Performance Statistics		
Date	Issuer							Last File Range (\$)	Last Offer Amt. (\$M)	Amt. + Over. (\$M)	Offer Price (\$)	Shrs. Offered	% Primary	Shoe Exer.	Last File/ Offer (%)	Offer/ Curr. (%)
4/28/15	Enviva Partners, LP	EVA	Basic Materials	United States	NYSE	BRCLY, GS, RBC, CITI	•	19 - 21	200.0	200.0	20.00	10.0	100.0	0.00	-	Within
4/28/15	Atlantic Alliance Partnership Corp.	AAPC	Blank Check	United Kingdom	NASDAQ	CITI	•	10.00	75.0	75.0	10.00	7.5	100.0	0.00	-	Within
Total:										275.0			Average:	0.00	-	

Follow-On Offerings This Week (2)

Issue		Ticker	Sector	Domicile	Exchange	Bookrunners	Accel. Deal	Shelf Take.	Filed Terms		Pricing Statistics				Performance Statistics		
Date	Issuer								Last File Range (\$)	Last Offer Amt. (\$M)	Amt. + Over. (\$M)	Offer Price (\$)	Shrs. Offered	% Primary	Shoe Exer.	Last Sale/ Offer (%)	Offer/ Curr. (%)
4/28/15	Springleaf Holdings, Inc.	LEAF	Financials	United States	NYSE	CITI, GS, BRCLY, CS	•	52.40	1,190.9	1,435.0	51.50	27.9	69.7	-1.23	-	-1.72	
4/28/15	GW Pharmaceuticals plc	GWPH	Healthcare	United Kingdom	NASDAQ	MS, BAML, COWEN	•	115.44	144.3	179.2	112.00	1.6	100.0	-1.79	-	-2.98	
Total:										1,614.2			Average:	-1.51	-		

Block Offerings This Week (1)

Issue		Ticker	Sector	Domicile	Exchange	Bookrunners	Shelf Take.	Last Price (\$)	Pricing Statistics				Performance Stats		
Date	Issuer								Amt. + Over. (\$M)	Offer Price (\$)	Shrs. Offered	% Primary	Shoe Exer.	Re-Off. Disc. (%)	Offer/ Curr. (%)
4/28/15	CoreSite Realty Corp.	COR	REIT	United States	NYSE	JEFFER, CITI	•	50.06	220.5	49.00	4.5	0.0	-2.12	-1.88	
Total:										220.5			Average:	-2.12	-1.88

Equity-Related Offerings This Week (1)

Issue		Ticker	Sector	Domicile	Exchange	Bookrunners	Talk		Pricing Statistics				Maturity	
Date	Issuer						Coupon (%)	Premium (%)	Amt. + Over. (\$M)	Offer Price (\$)	Coupon (%)	Premium (%)		Shoe Exer.
4/28/15	A. Schulman, Inc.	SHLM	Basic Materials	United States	NASDAQ	JPM, BAML	6.5-7	20-25	110.0	1,000.00	6.00	25.00	5/1/2020	
Total:										110.0				

Ipreo Daily Market Update

The Pipeline

Week of April 27, 2015

Expected Deals This Week and Next (27)

Expected Date	Issuer	Ticker	Type	Sector	Domicile	Exchange	Bookrunners	Filed Terms			Timeline	
								Curr. Amt. Filed (\$M)	Curr. Shrs. Filed (M)	Curr. File Price/Range	Initial File Date	Last Amend. File Date
4/28/15	Viking Therapeutics, Inc.	VKTX	IPO	Healthcare	United States	NASDAQ	LAIOLAUK	20.0	2.5	7 - 9	7/1/14	4/9/15
4/29/15	Echo Global Logistics, Inc.	ECHO	FO	Industrials	United States	NASDAQ	MS, CS	163.4	5.0	32.68	4/27/15	-
4/29/15	Echo Global Logistics, Inc.	ECHO	CVT	Industrials	United States	NASDAQ	MS, CS	150.0	0.2	-	4/27/15	-
4/29/15	B&G Foods, Inc.	BGS	FO	Consumer Goods	United States	NYSE	BRCLY	133.7	4.2	31.84	4/28/15	-
4/29/15	Freshpet, Inc.	FRPT	FO	Consumer Goods	United States	NASDAQ	GS, CS	123.0	5.3	23.14	4/10/15	4/27/15
4/29/15	Blueprint Medicines Corporation	BPMC	IPO	Healthcare	United States	NASDAQ	GS, COWEN	115.0	7.2	15 - 17	3/23/15	4/20/15
4/29/15	Hannon Armstrong Sustainable Infrastructure Capital, Inc	HASI	FO	REIT	United States	NYSE	BAML, MS, WFC	77.3	4.0	19.33	4/28/15	-
4/29/15	Paratek Pharmaceuticals, Inc	PRTK	FO	Healthcare	United States	NASDAQ	LEERINK, GUGGEN	60.0	-	27.18	4/27/15	-
4/29/15	Alliqua BioMedical, Inc.	ALQA	FO	Healthcare	United States	NASDAQ	COWEN, RBC	-	-	4.88	4/28/15	-
4/30/15	Black Stone Minerals, L.P.	BSM	IPO	Basic Materials	United States	NYSE	BRCLY, BAML, CITI, CS, WFC	450.0	22.5	19 - 21	3/19/15	4/22/15
4/30/15	Great Western Bancorp, Inc.	GWB	FO	Financials	United States	NYSE	BAML, DB, JPM	419.8	18.0	23.32	4/21/15	4/28/15
4/30/15	Colucid Pharmaceuticals, Inc.	CLCD	IPO	Healthcare	United States	NASDAQ	PIPER, STIFEL	75.0	5.4	13 - 15	3/30/15	4/20/15
4/30/15	Biondvax Pharmaceuticals, LTD	BVXV	FO	Healthcare	Israel	NASDAQ	AEGIS	10.0	1.4	-	12/29/14	4/6/15
w/k of 04/27/15	OpGen, Inc.	-	IPO	Healthcare	United States	NASDAQ	MAXIM	25.7	2.9	8 - 10	3/3/15	4/28/15
5/4/15	Good Times Restaurants Inc.	GTIM	FO	Consumer Services	United States	NASDAQ	JANNEY, STEPHENS	19.7	2.4	8.29	4/28/15	-
5/5/15	Multivir, Inc.	MVIR	IPO	Healthcare	United States	NASDAQ	RBC	59.8	4.6	12 - 14	3/30/15	4/23/15
5/5/15	Gelesis, Inc.	GLSS	IPO	Healthcare	United States	NASDAQ	PIPER, STIFEL, GUGGEN	52.0	4.0	12 - 14	4/1/15	4/23/15
5/6/15	Tallgrass Energy GP, LP	TEGP	IPO	Energy	United States	NYSE	CITI, GS, BAML, BRCLY, CS, DB, MS, RBC, WFC	900.4	35.3	24 - 27	2/24/15	4/27/15
5/6/15	Adaptimmune Therapeutics plc	ADAP	IPO	Healthcare	United Kingdom	NASDAQ	BAML, COWEN, LEERINK	150.0	9.4	15 - 17	4/6/15	4/27/15
5/6/15	Commercial Credit, Inc.	CCR	IPO	Financials	United States	NYSE	JPM, STIFEL	116.0	7.3	15 - 17	3/19/15	4/24/15
5/6/15	Collegium Pharmaceutical, Inc.	COLL	IPO	Healthcare	United States	NASDAQ	JEFFER, PIPER, WFC, NEEDHAM	75.4	5.8	12 - 14	4/2/15	4/27/15
5/6/15	aTyr Pharma, Inc.	LIFE	IPO	Healthcare	United States	NASDAQ	JPM, CITI	75.0	5.4	13 - 15	4/6/15	4/27/15
5/6/15	Klox Technologies Inc	KLOX	IPO	Healthcare	Canada	NASDAQ	UBS	67.2	4.8	13 - 15	2/11/15	4/27/15
5/6/15	HTG Molecular Diagnostics, Inc.	HTGM	IPO	Healthcare	United States	NASDAQ	LEERINK, CANACC, JMPSEC	50.0	3.6	13 - 15	12/30/14	4/28/15
5/7/15	International Market Centers, Inc.	IMC	IPO	REIT	United States	NYSE	BRCLY, CS, WFC, DB, JPM	149.5	11.5	12 - 14	11/10/14	4/27/15
5/7/15	Bojangles', Inc.	BOJA	IPO	Consumer Services	United States	NASDAQ	BAML, WFC, JEFFER, BRCLY, GS, PIPER, WBLAIR, KEYBANC, RBC	100.0	6.3	15 - 17	4/6/15	4/27/15
5/7/15	Anterios, Inc.	ANTE	IPO	Healthcare	United States	NASDAQ	STIFEL, RBC	50.7	3.9	12 - 14	3/31/15	4/27/15

* Bold text indicates a deal was initially filed or amended this week

Total: 3,688.6

Amended Filings This Week (5)

Amended Date	Issuer	Ticker	Type	Sector	Domicile	Exchange	Bookrunners	Filed Terms			Timeline	
								Curr. Amt. Filed (\$M)	Curr. Shrs. Filed (M)	Curr. File Price/Range	Initial File Date	Expected Date
4/27/15	PGI Specialty Materials, Inc.	-	IPO	Consumer Goods	United States	NYSE	CITI, BAML, GS, JEFFER, RBC	100.0	-	-	2/9/15	To be ann.
4/27/15	Apollo Medical Holdings, Inc.	-	FO	Financials	United States	NASDAQ	AEGIS	17.3	-	0.51	3/9/15	To be ann.
4/27/15	Gladstone Land Corp.	LAND	FO	REIT	United States	NASDAQ	JANNEY	15.0	↓	12.22	11/5/14	To be ann.
4/28/15	Community Healthcare Trust Inc.	CHCT	IPO	REIT	United States	NYSE	SANDLER, SUNTCAP, EVERCORE, JANNEY, OPPEN, BBT	143.8	-	-	4/2/15	To be ann.
4/28/15	ETRE REIT, LLC	ECAV	IPO	REIT	United States	NASDAQ	SANDLER	55.6	3.7	14 - 16	2/24/14	To be ann.

Total: 331.6

Initial Filings This Week (3)

Filing Date	Issuer	Ticker	Type	Sector	Domicile	Exchange	Bookrunners	Filed Terms			Timeline
								Curr. Amt. Filed (\$M)	Curr. Shrs. Filed (M)	Curr. File Price/Range	Expected Date
4/27/15	INC Research Holdings, Inc.	INCR	FO	Healthcare	United States	NASDAQ	GS, CS, JEFFER	241.0	8.0	30.12	To be ann.
4/27/15	Adeptus Health Inc.	ADPT	FO	Healthcare	United States	NYSE	GS	127.6	2.0	63.78	To be ann.
4/27/15	Pacific DataVision, Inc.	PDVW	FO	Technology	United States	NASDAQ	FBR	86.3	-	50.23	To be ann.

Total: 454.8

Shelf Filings This Week (5)

Filing Date	Issuer	Ticker	Type	Sector	Domicile	Exchange	Type	Filed Terms			
								Curr. Amt. Filed (\$M)	Curr. Shrs. Filed (M)	Curr. File Price/Range	
4/27/15	Silver Wheaton Corp.	SLW	FO	Basic Materials	Canada	NYSE	Universal	2,000.0	-	-	
4/27/15	Cedar Realty Trust, Inc.	CDR	FO	REIT	United States	NYSE	Universal	1,000.0	-	-	
4/27/15	New Mountain Finance Corp.	NMFC	FO	Financials	United States	NYSE	Universal	100.0	-	-	
4/28/15	Uni-Pixel, Inc.	UNXL	FO	Technology	United States	NASDAQ	Universal	75.0	-	-	
4/28/15	TransAtlantic Petroleum Ltd.	TAT	CVT	Energy	United States	NYSE MKT	Convertible Bond	55.0	-	-	
* Shelf filings over \$50M								Total:	3,230.0		

Withdrawn or Postponed Deals This Week (0)

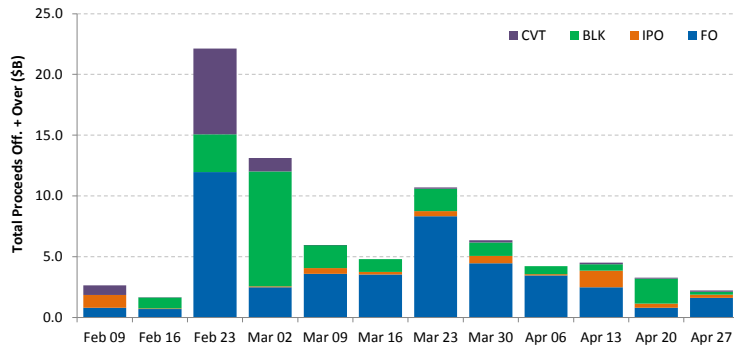
W/P Date	Issuer	Ticker	Type	Sector	Domicile	Exchange	Bookrunners	Filed Terms		
								Curr. Amt. Filed (\$M)	Curr. Shrs. Filed (M)	Reason
No Withdrawn or Postponed deals this week										

Ipreo Daily Market Update

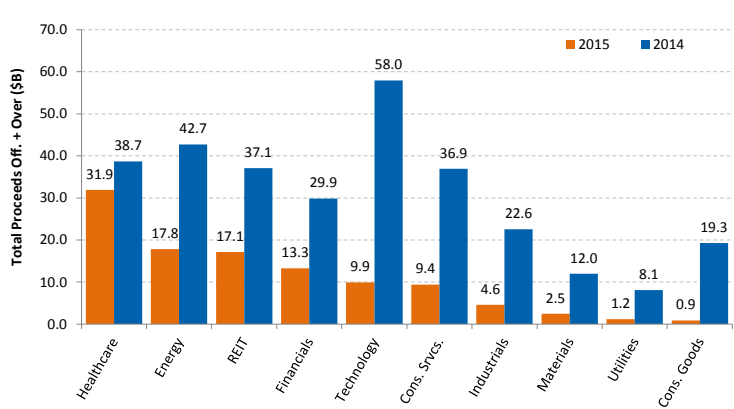
Market Summary

Week of April 27, 2015

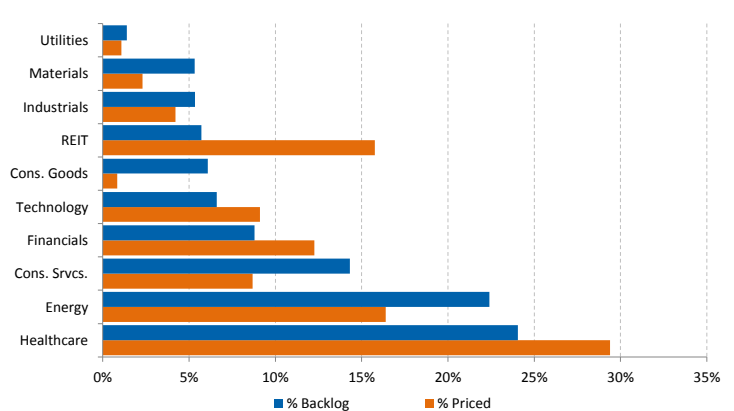
Trailing 12-Week US Proceeds by Deal Type



YoY Total US Issuance by Industry



YTD US Priced vs. Backlog



Market Summary

Major Indices	Last Close	1-Day (%)	1-Week (%)	1-Month (%)	1-Year (%)	YTD (%)
S&P 500	2,114.8	0.28	0.83	2.61	13.12	2.71
Dow Jones	18,110.1	0.40	0.89	2.24	10.10	1.61
NASDAQ	5,055.4	-0.10	0.82	3.36	24.08	6.74
Russell 2000	1,259.4	0.53	-0.38	1.53	12.74	4.54
FTSE 100	7,030.5	-1.03	-0.46	2.56	4.93	7.07
DAX	11,811.7	-1.89	-1.07	-0.48	25.04	20.46
Nikkei 225	20,059.0	0.38	0.75	4.01	40.39	14.95
Hang Seng	28,442.8	0.03	2.13	16.16	28.51	20.49
Brazil Bovespa	55,812.0	0.50	3.81	11.41	8.62	11.61
Mexico IPC	45,338.4	-0.38	0.09	3.90	12.96	5.08

S&P 500 Sector Indices

Sector	Last Close	1-Day (%)	1-Week (%)	1-Month (%)	1-Year (%)	YTD (%)
Materials	318.3	0.06	2.28	4.24	7.58	4.26
Financials	327.6	0.60	0.83	1.48	11.92	-1.72
Consumer Disc.	608.3	-0.34	0.75	2.29	21.21	6.20
Consumer Staples	502.1	0.04	-0.90	0.22	10.47	0.51
Energy	600.8	0.53	1.08	7.43	-12.09	2.42
Healthcare	847.8	0.39	-1.16	0.36	26.94	7.05
Industrials	485.9	0.27	0.11	1.71	7.18	-0.12
Information Tech.	723.8	0.17	2.85	4.64	22.37	4.60
Telecom	160.8	1.53	4.19	5.06	4.77	5.40
Utilities	228.3	0.71	1.33	2.42	3.72	-4.94

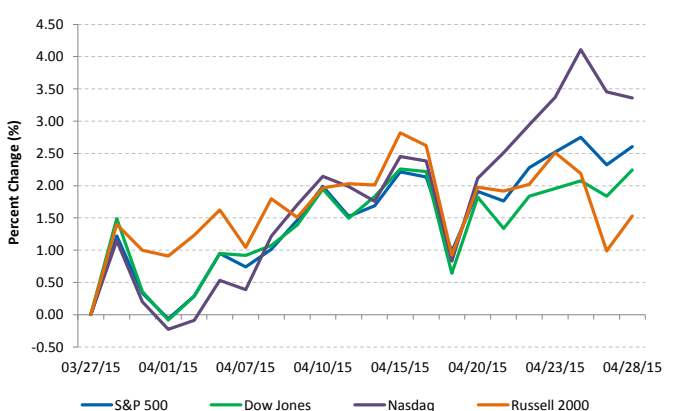
Commodities (NYMEX Front Month Contract)

Commodity	Last Close	1-Day (%)	1-Week (%)	1-Month (%)	1-Year (%)	YTD (%)
Gold	1,213.9	0.89	0.90	1.18	-6.55	2.52
Silver	16.6	1.20	3.64	-2.80	-15.30	6.36
Copper	2.78	0.36	2.89	0.45	-10.61	-1.61
Crude Oil	57.1	0.12	0.79	16.76	-43.42	7.11
Natural Gas	2.5	0.91	-1.48	-3.87	-47.13	-12.40
Cotton	0.67	0.24	5.40	4.47	-28.02	10.15
Corn	3.65	-0.07	-2.28	-6.78	-29.05	-8.19
Sugar	0.13	-1.20	6.79	8.99	-24.72	-8.95
Wheat	4.76	0.63	-4.80	-6.20	-32.78	-19.25

Major Currencies

Currency	USD	EUR	GBP	JPY	CAD	AUD
USD	1.000	0.911	0.653	118.820	1.203	1.249
EUR	1.098	1.000	0.717	130.482	1.321	1.372
GBP	1.532	1.395	1.000	182.062	1.843	1.914
JPY	0.008	0.008	0.005	1.000	0.010	0.011
CAD	0.831	0.757	0.543	98.770	1.000	1.039
AUD	0.800	0.729	0.522	0.963	0.963	1.000

Major US Indices 1-Month Trailing



Econ Calendar

Monday, April 27, 2015			
Indicator	Period	Expectation	Result
No Announcements Scheduled			

Tuesday, April 28, 2015			
Indicator	Period	Expectation	Result
Case-Shiller 20-city Index	Feb	4.7%	5.0%
Consumer Confidence	Apr	102.2	95.2

Wednesday, April 29, 2015			
Indicator	Period	Expectation	Result
MBA Mortgage Index	25-Apr	NA	-2.3%
GDP-Adv.	Q1	1.1%	
Chain Deflator-Adv.	Q1	0.5%	
Pending Home Sales	Mar	1.6%	
Crude Inventories	25-Apr	NA	
FOMC Rate Decision	Apr	0.25%	

Thursday, April 30, 2015			
Indicator	Period	Expectation	Result
Initial Claims	25-Apr	290K	
Continuing Claims	18-Apr	2.318M	
Personal Income	Mar	0.2%	
Personal Spending	Mar	0.5%	
PCE Prices - Core	Mar	0.2%	
Employment Cost Index	Q1	0.6%	
Chicago PMI	Apr	50.0	
Natural Gas Inventories	25-Apr	NA	

Friday, May 01, 2015			
Indicator	Period	Expectation	Result
ISM Index	Apr	52.0	
Construction Spending	Mar	0.4%	
Michigan Sent. - Final	Apr	96.0	
Auto Sales	Apr	NA	
Truck Sales	Apr	NA	

Source: Briefing.com

About Ipreo Analytics

Ipreo Capital Markets Services is an outsourced consultative service that serves as an extension of your team, focused on providing research, intelligence and data on the capital markets. If you have any questions, please contact Ipreo Capital Markets at CapitalMarkets@ipreo.com or 212.812.0950.

All deal data provided by Ipreo's Equity Deals Database, a comprehensive U.S. equities deals database providing quick and accurate deal information.

