

# U.S. Equity Capital Markets

## Daily Market Update



Friday, May 1, 2015

Data as of 8:00 AM

# Ipreo Daily Market Update

## Priced Deals

Week of April 27, 2015

### Initial Public Offerings This Week (5)

| Issue Date    | Issuer                              | Ticker | Sector          | Domicile       | Exchange | Bookrunners                | Fin. Spons. | Filed Terms          |                       | Pricing Statistics |                  |               |           | Performance Statistics |                      |                  |                     |  |  |
|---------------|-------------------------------------|--------|-----------------|----------------|----------|----------------------------|-------------|----------------------|-----------------------|--------------------|------------------|---------------|-----------|------------------------|----------------------|------------------|---------------------|--|--|
|               |                                     |        |                 |                |          |                            |             | Last File Range (\$) | Last Offer Amt. (\$M) | Amt. + Over. (\$M) | Offer Price (\$) | Shrs. Offered | % Primary | Shoe Exer.             | Last File/ Offer (%) | Offer/ Curr. (%) | Offer vs. Last File |  |  |
| 4/30/15       | Black Stone Minerals, L.P.          | BSM    | Basic Materials | United States  | NYSE     | BRCLY, BAML, CITI, CS, WFC |             | 19 - 21              | 450.0                 | 427.5              | 19.00            | 22.5          | 100.0     |                        |                      |                  |                     |  |  |
| 4/28/15       | Enviva Partners, LP                 | EVA    | Basic Materials | United States  | NYSE     | BRCLY, GS, RBC, CITI       | •           | 19 - 21              | 200.0                 | 200.0              | 20.00            | 10.0          | 100.0     | 0.00                   | 5.95                 | Within           |                     |  |  |
| 4/29/15       | Blueprint Medicines Corporation     | BPMC   | Healthcare      | United States  | NASDAQ   | GS, COWEN                  | •           | 15 - 17              | 115.0                 | 146.6              | 18.00            | 8.1           | 100.0     | 12.50                  | 4.83                 | Above            |                     |  |  |
| 4/28/15       | Atlantic Alliance Partnership Corp. | AAPC   | Blank Check     | United Kingdom | NASDAQ   | CITI                       | •           | 10.00                | 75.0                  | 75.0               | 10.00            | 7.5           | 100.0     | 0.00                   | 1.70                 | Within           |                     |  |  |
| 4/28/15       | Viking Therapeutics, Inc.           | VKTX   | Healthcare      | United States  | NASDAQ   | LAIDLAIK                   |             | 7 - 9 ↓              | 20.0 ↓                | 24.0               | 8.00             | 3.0           | 100.0     | 0.00                   | 10.00                | Within           |                     |  |  |
| <b>Total:</b> |                                     |        |                 |                |          |                            |             |                      |                       | <b>873.1</b>       | <b>Average:</b>  |               |           |                        | <b>1.50</b>          | <b>5.62</b>      |                     |  |  |

### Follow-On Offerings This Week (12)

| Issue Date    | Issuer  | Ticker | Sector         | Domicile         | Exchange | Bookrunners         | Accel. Deal | Shelf Take. | Filed Terms          |                       | Pricing Statistics |                  |               |           | Performance Statistics |                      |                  |                      |  |
|---------------|---|--------|----------------|------------------|----------|---------------------|-------------|-------------|----------------------|-----------------------|--------------------|------------------|---------------|-----------|------------------------|----------------------|------------------|----------------------|--|
|               |   |        |                |                  |          |                     |             |             | Last File Range (\$) | Last Offer Amt. (\$M) | Amt. + Over. (\$M) | Offer Price (\$) | Shrs. Offered | % Primary | Shoe Exer.             | Last Sale/ Offer (%) | Offer/ Curr. (%) | Last File/ Offer (%) |  |
| 4/28/15       | Springleaf Holdings, Inc.                                 | LEAF   | Financials     | United States    | NYSE     | CITI, GS, BRCLY, CS | •           |             | 52.40                | 1,190.9               | 1,435.0            | 51.50            | 27.9          | 69.7      | -1.23                  | -2.91                | -1.72            |                      |  |
| 4/30/15       | Great Western Bancorp, Inc.                               | GWB    | Financials     | United States    | NYSE     | BAML, DB, JPM       |             |             | 23.32 ↑              | 419.8 ↑               | 430.0              | 21.50            | 20.0          | 0.0       | -1.69                  | -                    | -7.80            |                      |  |
| 4/28/15       | GW Pharmaceuticals plc                                    | GWPH   | Healthcare     | United Kingdom   | NASDAQ   | MS, BAML, COWEN     | •           |             | 115.44               | 144.3                 | 179.2              | 112.00           | 1.6           | 100.0     | -1.79                  | -6.56                | -2.98            |                      |  |
| 4/29/15       | Echo Global Logistics, Inc.                               | ECHO   | Industrials    | United States    | NASDAQ   | MS, CS              | •           |             | 32.68                | 163.4                 | 145.0              | 29.00            | 5.0           | 100.0     | -2.16                  | -0.34                | -11.26           |                      |  |
| 4/30/15       | Scorpio Tankers, Inc.                                     | STNG   | Industrials    | Marshall Islands | NYSE     | UBS                 | •           | •           | 10.00                | 150.0                 | 139.5              | 9.30             | 15.0          | 100.0     | -7.00                  | 0.43                 | -7.00            |                      |  |
| 4/29/15       | Freshpet, Inc.  | FRPT   | Consumer Goods | United States    | NASDAQ   | GS, CS              |             |             | 23.14 ↓              | 123.0 ↓               | 131.2              | 21.47            | 5.3           | 0.0       | 0.00                   | 0.98                 | -7.22            |                      |  |
| 4/29/15       | B&G Foods, Inc.   | BGS    | Consumer Goods | United States    | NYSE     | BRCLY               | •           | •           | 31.84                | 133.7                 | 128.5              | 30.60            | 4.2           | 100.0     | -3.89                  | -0.65                | -3.89            |                      |  |
| 4/29/15       | Hannon Armstrong Sustainable Infrastructure Capital, Inc. | HASI   | REIT           | United States    | NYSE     | BAML, MS, WFC       | •           | •           | 19.33                | 77.3                  | 85.1               | 18.50            | 4.0           | 100.0     | -4.29                  | 2.70                 | -4.29            |                      |  |
| 4/30/15       | Inovio Pharmaceuticals, Inc.                              | INO    | Healthcare     | United States    | NASDAQ   | PIPER, STIFEL       | •           | •           | 9.85                 | -                     | 76.0               | 8.00             | 9.5           | 100.0     | -18.78                 | 2.00                 | -18.78           |                      |  |
| 4/29/15       | Paratek Pharmaceuticals, Inc.                             | PRTK   | Healthcare     | United States    | NASDAQ   | LEERINK, GUGGEN     | •           | •           | 27.18                | 60.0                  | 70.1               | 24.50            | 2.9           | 100.0     | -2.43                  | -0.69                | -9.86            |                      |  |
| 4/30/15       | Advaxis, Inc.   | ADXS   | Healthcare     | United States    | NASDAQ   | JEFFER, BRCLY       | •           | •           | 19.89                | -                     | 53.2               | 19.00            | 2.8           | 100.0     | -4.47                  | -11.53               | -4.47            |                      |  |
| 4/29/15       | Alliqua BioMedical, Inc.                                  | ALQA   | Healthcare     | United States    | NASDAQ   | COWEN, RBC          | •           | •           | 4.88                 | -                     | 30.0               | 4.55             | 6.6           | 100.0     | -6.76                  | 7.03                 | -6.76            |                      |  |
| <b>Total:</b> |   |        |                |                  |          |                     |             |             |                      | <b>2,902.8</b>        | <b>Average:</b>    |                  |               |           | <b>-4.54</b>           | <b>-0.87</b>         |                  |                      |  |

### Block Offerings This Week (1)

| Issue Date    | Issuer                | Ticker | Sector | Domicile      | Exchange | Bookrunners  | Shelf Take. | Last Price (\$) | Pricing Statistics |                  |               |           | Performance Stats |                   |                  |
|---------------|-----------------------|--------|--------|---------------|----------|--------------|-------------|-----------------|--------------------|------------------|---------------|-----------|-------------------|-------------------|------------------|
|               |                       |        |        |               |          |              |             |                 | Amt. + Over. (\$M) | Offer Price (\$) | Shrs. Offered | % Primary | Shoe Exer.        | Re-Off. Disc. (%) | Offer/ Curr. (%) |
| 4/28/15       | CoreSite Realty Corp. | COR    | REIT   | United States | NYSE     | JEFFER, CITI |             | 50.06           | 220.5              | 49.00            | 4.5           | 0.0       | -2.12             | -1.88             |                  |
| <b>Total:</b> |                       |        |        |               |          |              |             |                 | <b>220.5</b>       | <b>Average:</b>  |               |           |                   | <b>-2.12</b>      | <b>-1.88</b>     |

### Equity-Related Offerings This Week (2)

| Issue Date    | Issuer                      | Ticker | Sector          | Domicile      | Exchange | Bookrunners | Talk       |             | Pricing Statistics |                  |            |             | Maturity  |            |
|---------------|-----------------------------|--------|-----------------|---------------|----------|-------------|------------|-------------|--------------------|------------------|------------|-------------|-----------|------------|
|               |                             |        |                 |               |          |             | Coupon (%) | Premium (%) | Amt. + Over. (\$M) | Offer Price (\$) | Coupon (%) | Premium (%) |           | Shoe Exer. |
| 4/29/15       | Echo Global Logistics, Inc. | ECHO   | Industrials     | United States | NASDAQ   | MS, CS      | 2.75-3.25  | 27.5-32.5   | 200.0              | 1,000.00         | 2.50       | 32.08       | 5/1/2020  |            |
| 4/28/15       | A. Schulman, Inc.           | SHLM   | Basic Materials | United States | NASDAQ   | JPM, BAML   | 6.5-7      | 20-25       | 110.0              | 1,000.00         | 6.00       | 25.00       | Perpetual |            |
| <b>Total:</b> |                             |        |                 |               |          |             |            |             | <b>310.0</b>       |                  |            |             |           |            |

# Ipreo Daily Market Update

## The Pipeline

Week of April 27, 2015

### Expected Deals This Week and Next (20)

| Expected Date   | Issuer                             | Ticker | Type | Sector            | Domicile       | Exchange | Bookrunners   | Filed Terms            |                       |                        | Timeline          |                       |
|-----------------|------------------------------------|--------|------|-------------------|----------------|----------|---|------------------------|-----------------------|------------------------|-------------------|-----------------------|
|                 |                                    |        |      |                   |                |          |   | Curr. Amt. Filed (\$M) | Curr. Shrs. Filed (M) | Curr. File Price/Range | Initial File Date | Last Amend. File Date |
| 4/30/15         | CalAmp Corp.                       | CAMP   | CVT  | Technology        | United States  | NASDAQ   | JPM, JEFFER   | 125.0                  | 0.1                   | -                      | 4/29/15           | -                     |
| 4/30/15         | Colucid Pharmaceuticals, Inc.      | CLCD   | IPO  | Healthcare        | United States  | NASDAQ   | PIPER, STIFEL   | 75.0                   | 5.4                   | 13 - 15                | 3/30/15           | 4/20/15               |
| 4/30/15         | Biondavax Pharmaceuticals, LTD     | BVXV   | FO   | Healthcare        | Israel         | NASDAQ   | AEGIS   | 10.0                   | 1.4                   | -                      | 12/29/14          | 4/6/15                |
| 5/1/15          | TetraLogic Pharmaceuticals Corp    | TLOG   | FO   | Healthcare        | United States  | NASDAQ   | WBLAIR, NOMURA  | 25.0                   | -                     | 4.33                   | 4/30/15           | -                     |
| 5/1/15          | BioAmber Inc.                      | BIOA   | FO   | Basic Materials   | Canada         | NYSE     | CANACC, BRCLY   | -                      | -                     | 10.51                  | 4/30/15           | -                     |
| w/k of 04/27/15 | OpGen, Inc.                        | -      | IPO  | Healthcare        | United States  | NASDAQ   | MAXIM   | 25.7 ↓                 | 2.9 ↓                 | 8 - 10                 | 3/3/15            | 4/28/15               |
| 5/4/15          | Good Times Restaurants Inc.        | GTIM   | FO   | Consumer Services | United States  | NASDAQ   | JANNEY, STEPHENS  | 19.7                   | 2.4                   | 8.29                   | 4/28/15           | -                     |
| 5/5/15          | Multivir, Inc.                     | MVIR   | IPO  | Healthcare        | United States  | NASDAQ   | RBC   | 59.8                   | 4.6                   | 12 - 14                | 3/30/15           | 4/23/15               |
| 5/5/15          | Gelesis, Inc.                      | GLSS   | IPO  | Healthcare        | United States  | NASDAQ   | PIPER, STIFEL, GUGGEN                                     | 52.0                   | 4.0                   | 12 - 14                | 4/1/15            | 4/23/15               |
| 5/6/15          | Tallgrass Energy GP, LP            | TEGP   | IPO  | Energy            | United States  | NYSE     | CITI, GS, BAML, BRCLY, CS, DB, MS, RBC, WFC               | 900.4                  | 35.3                  | 24 - 27                | 2/24/15           | 4/27/15               |
| 5/6/15          | Adaptimmune Therapeutics plc       | ADAP   | IPO  | Healthcare        | United Kingdom | NASDAQ   | BAML, COWEN, LEERINK                                      | 150.0                  | 9.4                   | 15 - 17                | 4/6/15            | 4/27/15               |
| 5/6/15          | Commercial Credit, Inc.            | CCR    | IPO  | Financials        | United States  | NYSE     | JPM, STIFEL   | 116.0                  | 7.3                   | 15 - 17                | 3/19/15           | 4/24/15               |
| 5/6/15          | Collegium Pharmaceutical, Inc.     | COLL   | IPO  | Healthcare        | United States  | NASDAQ   | JEFFER, PIPER, WFC, NEEDHAM                               | 75.4                   | 5.8                   | 12 - 14                | 4/2/15            | 4/27/15               |
| 5/6/15          | aTyr Pharma, Inc.                  | LIFE   | IPO  | Healthcare        | United States  | NASDAQ   | JPM, CITI   | 75.0                   | 5.4                   | 13 - 15                | 4/6/15            | 4/27/15               |
| 5/6/15          | Klox Technologies Inc              | KLOX   | IPO  | Healthcare        | Canada         | NASDAQ   | UBS   | 67.2                   | 4.8                   | 13 - 15                | 2/11/15           | 4/27/15               |
| 5/6/15          | HTG Molecular Diagnostics, Inc.    | HTGM   | IPO  | Healthcare        | United States  | NASDAQ   | LEERINK, CANACC, JMPSEC                                   | 50.0                   | 3.6                   | 13 - 15                | 12/30/14          | 4/28/15               |
| 5/7/15          | International Market Centers, Inc. | IMC    | IPO  | REIT              | United States  | NYSE     | BRCLY, CS, WFC, DB, JPM                                   | 149.5                  | 11.5                  | 12 - 14                | 11/10/14          | 4/27/15               |
| 5/7/15          | Bojangles', Inc.                   | BOJA   | IPO  | Consumer Services | United States  | NASDAQ   | BAML, WFC, JEFFER, BRCLY, GS, PIPER, WBLAIR, KEYBANC, RBC | 100.0                  | 6.3                   | 15 - 17                | 4/6/15            | 4/27/15               |
| 5/7/15          | Anterios, Inc.                     | ANTE   | IPO  | Healthcare        | United States  | NASDAQ   | STIFEL, RBC   | 50.7                   | 3.9                   | 12 - 14                | 3/31/15           | 4/27/15               |
| 5/7/15          | NephroGenex, Inc.                  | NRX    | FO   | Healthcare        | United States  | NASDAQ   | CANACC, JMPSEC  | 29.6 ↓                 | 4.0                   | 7.30 ↓                 | 4/20/15           | 4/30/15               |
|                 |                                    |        |      |                   |                |          |   | <b>Total:</b>          | <b>2,156.0</b>        |                        |                   |                       |

\* Bold text indicates a deal was initially filed or amended this week

### Amended Filings This Week (7)

| Amended Date | Issuer                          | Ticker | Type | Sector            | Domicile      | Exchange | Bookrunners                                    | Filed Terms            |                       |                        | Timeline          |               |
|--------------|---------------------------------|--------|------|-------------------|---------------|----------|--|------------------------|-----------------------|------------------------|-------------------|---------------|
|              |                                 |        |      |                   |               |          |  | Curr. Amt. Filed (\$M) | Curr. Shrs. Filed (M) | Curr. File Price/Range | Initial File Date | Expected Date |
| 4/27/15      | PGL Specialty Materials, Inc.   | -      | IPO  | Consumer Goods    | United States | NYSE     | CITI, BAML, GS, JEFFER, RBC                    | 100.0                  | -                     | -                      | 2/9/15            | To be ann.    |
| 4/27/15      | Apollo Medical Holdings, Inc.   | -      | FO   | Financials        | United States | NASDAQ   | AEGIS  | 17.3                   | -                     | 0.51                   | 3/9/15            | To be ann.    |
| 4/27/15      | Gladstone Land Corp.            | LAND   | FO   | REIT              | United States | NASDAQ   | JANNEY   | 15.0 ↓                 | -                     | 12.22 ↑                | 11/5/14           | To be ann.    |
| 4/28/15      | Community Healthcare Trust Inc. | CHCT   | IPO  | REIT              | United States | NYSE     | SANDLER, SUNTCAP, EVERCORE, JANNEY, OPPEN, BBT | 143.8                  | -                     | -                      | 4/2/15            | To be ann.    |
| 4/28/15      | ETRE REIT, LLC                  | ECAV   | IPO  | REIT              | United States | NASDAQ   | SANDLER  | 55.6                   | 3.7                   | 14 - 16                | 2/24/14           | To be ann.    |
| 4/30/15      | Arcadia Biosciences, Inc.       | RKDA   | IPO  | Healthcare        | United States | NASDAQ   | CS, JPM, PIPER                                 | 100.1                  | 7.2                   | 13 - 15                | 2/17/15           | To be ann.    |
| 4/30/15      | Mobiqity Technologies, Inc.     | MOBQ   | FO   | Consumer Services | United States | OTCBB    | NATSEC   | 11.5                   | -                     | 0.33                   | 12/31/14          | To be ann.    |
|              |                                 |        |      |                   |               |          |  | <b>Total:</b>          | <b>443.2</b>          |                        |                   |               |

### Initial Filings This Week (4)

| Filing Date | Issuer                                   | Ticker | Type | Sector      | Domicile      | Exchange   | Bookrunners    | Filed Terms            |                       |                        | Timeline      |
|-------------|--|--------|------|-------------|---------------|------------|----------------|------------------------|-----------------------|------------------------|---------------|
|             |  |        |      |             |               |            |                | Curr. Amt. Filed (\$M) | Curr. Shrs. Filed (M) | Curr. File Price/Range | Expected Date |
| 4/27/15     | INC Research Holdings, Inc.              | INCR   | FO   | Healthcare  | United States | NASDAQ     | GS, CS, JEFFER | 241.0                  | 8.0                   | 30.12                  | To be ann.    |
| 4/27/15     | Adeptus Health Inc.                      | ADPT   | FO   | Healthcare  | United States | NYSE       | GS             | 127.6                  | 2.0                   | 63.78                  | To be ann.    |
| 4/27/15     | Pacific DataVision, Inc.                 | PDVW   | FO   | Technology  | United States | NASDAQ     | FBR            | 86.3                   | -                     | 50.23                  | To be ann.    |
| 4/29/15     | Alion Science and Technology Corporation | -      | IPO  | Industrials | United States | To be ann. | CS, JEFFER     | 100.0                  | -                     | -                      | To be ann.    |
|             |  |        |      |             |               |            |                | <b>Total:</b>          | <b>554.8</b>          |                        |               |

### Shelf Filings This Week (9)

| Filing Date | Issuer                       | Ticker | Type | Sector          | Domicile      | Exchange | Type             | Filed Terms            |                       |                        |  |
|-------------|------------------------------|--------|------|-----------------|---------------|----------|------------------|------------------------|-----------------------|------------------------|--|
|             |                              |        |      |                 |               |          |                  | Curr. Amt. Filed (\$M) | Curr. Shrs. Filed (M) | Curr. File Price/Range |  |
| 4/27/15     | Silver Wheaton Corp.         | SLW    | FO   | Basic Materials | Canada        | NYSE     | Universal        | 2,000.0                | -                     | -                      |  |
| 4/27/15     | Cedar Realty Trust, Inc.     | CDR    | FO   | REIT            | United States | NYSE     | Universal        | 1,000.0                | -                     | -                      |  |
| 4/27/15     | New Mountain Finance Corp.   | NMFC   | FO   | Financials      | United States | NYSE     | Universal        | 100.0                  | -                     | -                      |  |
| 4/28/15     | Uni-Pixel, Inc.              | UNXL   | FO   | Technology      | United States | NASDAQ   | Universal        | 75.0                   | -                     | -                      |  |
| 4/28/15     | TransAtlantic Petroleum Ltd. | TAT    | CVT  | Energy          | United States | NYSE MKT | Convertible Bond | 55.0                   | -                     | -                      |  |
| 4/29/15     | Whitestone REIT              | WSR    | FO   | REIT            | United States | NYSE     | Universal        | 750.0                  | -                     | -                      |  |
| 4/29/15     | Hanwha Q CELLS Co., Ltd.     | HQCL   | FO   | Energy          | China         | NASDAQ   | Universal        | 500.0                  | -                     | -                      |  |
| 4/29/15     | Flexion Therapeutics, Inc.   | FLXN   | FO   | Healthcare      | United States | NASDAQ   | Universal        | 200.0                  | -                     | -                      |  |
| 4/30/15     | Reis, Inc.                   | REIS   | FO   | Industrials     | United States | NASDAQ   | Common Stock     | 75.0                   | -                     | 25.79                  |  |
|             |                              |        |      |                 |               |          |                  | <b>Total:</b>          | <b>4,755.0</b>        |                        |  |

\* Shelf filings over \$50M

# Ipreo Daily Market Update

## The Pipeline



Week of April 27, 2015

Withdrawn or Postponed Deals This Week (0)

| W/P<br>Date | Issuer | Ticker | Type | Sector | Domicile | Exchange | Bookrunners | Filed Terms               |                          | Reason |
|-------------|--------|--------|------|--------|----------|----------|-------------|---------------------------|--------------------------|--------|
|             |        |        |      |        |          |          |             | Curr. Amt.<br>Filed (\$M) | Curr. Shrs.<br>Filed (M) |        |

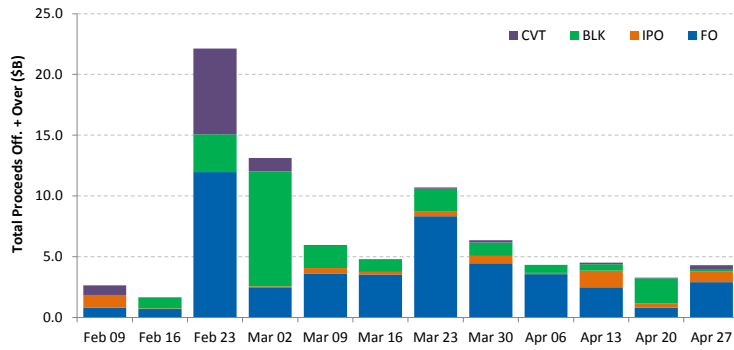
No Withdrawn or Postponed deals this week

# Ipreo Daily Market Update

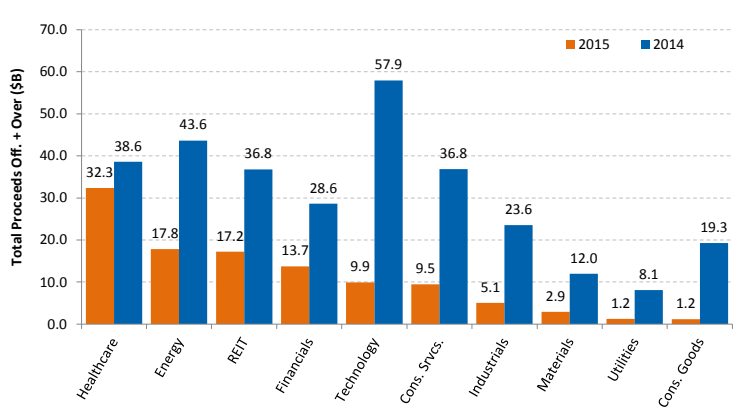
## Market Summary

Week of April 27, 2015

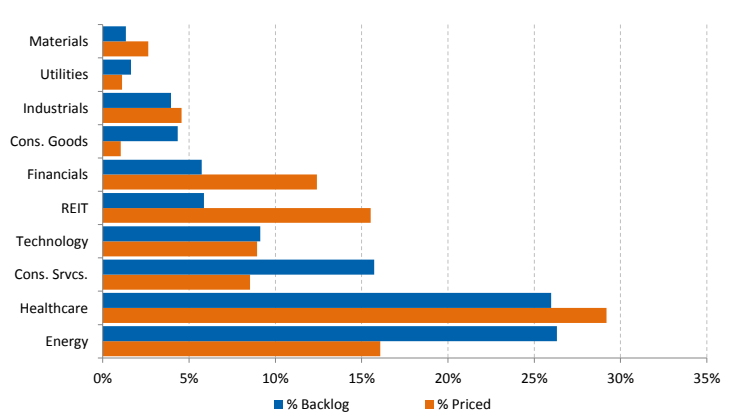
Trailing 12-Week US Proceeds by Deal Type



YoY Total US Issuance by Industry



YTD US Priced vs. Backlog



Market Summary

| Major Indices  | Last Close | 1-Day (%) | 1-Week (%) | 1-Month (%) | 1-Year (%) | YTD (%) |
|----------------|------------|-----------|------------|-------------|------------|---------|
| S&P 500        | 2,085.5    | -1.01     | -1.30      | -0.03       | 10.70      | 1.29    |
| Dow Jones      | 17,840.5   | -1.08     | -1.21      | -0.76       | 7.60       | 0.10    |
| NASDAQ         | 4,941.4    | -1.64     | -2.27      | -0.12       | 20.10      | 4.34    |
| Russell 2000   | 1,220.1    | -2.15     | -4.04      | -3.00       | 8.28       | 1.28    |
| FTSE 100       | 6,960.6    | 0.21      | -1.32      | 1.00        | 2.66       | 6.01    |
| DAX            | 11,454.4   | 0.19      | -2.30      | -5.23       | 19.28      | 16.82   |
| Nikkei 225     | 19,520.0   | -2.69     | -3.31      | 0.56        | 36.46      | 11.86   |
| Hang Seng      | 28,133.0   | -0.94     | 1.10       | 13.19       | 27.10      | 19.18   |
| Brazil Bovespa | 56,229.4   | 1.63      | 0.98       | 9.73        | 8.92       | 12.44   |
| Mexico IPC     | 44,582.4   | -0.80     | -1.84      | 1.50        | 9.51       | 3.33    |

S&P 500 Sector Indices

| Sector            | Last Close | 1-Day (%) | 1-Week (%) | 1-Month (%) | 1-Year (%) | YTD (%) |
|-------------------|------------|-----------|------------|-------------|------------|---------|
| Materials         | 315.9      | -0.77     | 1.03       | 2.15        | 5.16       | 3.49    |
| Financials        | 325.2      | -0.74     | -0.70      | -0.61       | 9.82       | -2.43   |
| Consumer Disc.    | 597.3      | -1.15     | -1.67      | -0.55       | 18.02      | 4.29    |
| Consumer Staples  | 496.5      | -0.35     | -1.61      | -1.83       | 9.40       | -0.62   |
| Energy            | 602.9      | -0.36     | 0.17       | 5.59        | -12.15     | 2.78    |
| Healthcare        | 828.8      | -1.45     | -3.89      | -2.84       | 23.17      | 4.66    |
| Industrials       | 479.3      | -0.86     | -1.56      | -1.04       | 4.77       | -1.48   |
| Information Tech. | 708.9      | -1.57     | -0.55      | 1.32        | 18.63      | 2.45    |
| Telecom           | 160.1      | -0.28     | 0.82       | 3.71        | 3.26       | 4.95    |
| Utilities         | 224.6      | -1.29     | -1.18      | -0.54       | 2.32       | -6.48   |

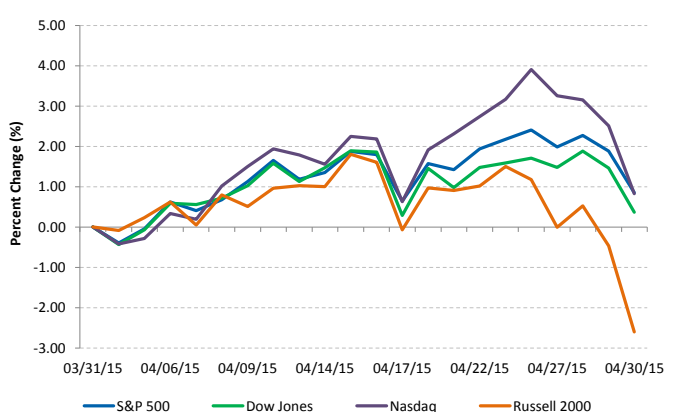
Commodities (NYMEX Front Month Contract)

| Commodity   | Last Close | 1-Day (%) | 1-Week (%) | 1-Month (%) | 1-Year (%) | YTD (%) |
|-------------|------------|-----------|------------|-------------|------------|---------|
| Gold        | 1,182.4    | -2.28     | -1.00      | -0.20       | -8.76      | -0.14   |
| Silver      | 16.2       | -3.10     | 2.05       | -3.12       | -15.76     | 3.55    |
| Copper      | 2.89       | 3.27      | 7.15       | 3.77        | -4.66      | 2.16    |
| Crude Oil   | 59.6       | 1.79      | 3.27       | 22.49       | -40.21     | 11.94   |
| Natural Gas | 2.8        | 5.56      | 8.69       | 4.05        | -42.87     | -5.01   |
| Cotton      | 0.68       | 1.18      | 3.71       | 8.57        | -28.01     | 12.63   |
| Corn        | 3.66       | -0.41     | -1.21      | -7.16       | -29.43     | -7.75   |
| Sugar       | 0.13       | 0.23      | 1.15       | 9.92        | -25.62     | -9.23   |
| Wheat       | 4.74       | -1.96     | -5.44      | -10.61      | -34.30     | -19.63  |

Major Currencies

| Currency | USD   | EUR   | GBP   | JPY     | CAD   | AUD   |
|----------|-------|-------|-------|---------|-------|-------|
| USD      | 1.000 | 0.890 | 0.654 | 119.855 | 1.209 | 1.270 |
| EUR      | 1.124 | 1.000 | 0.735 | 134.664 | 1.359 | 1.427 |
| GBP      | 1.529 | 1.361 | 1.000 | 183.216 | 1.848 | 1.941 |
| JPY      | 0.008 | 0.007 | 0.005 | 1.000   | 0.010 | 0.011 |
| CAD      | 0.827 | 0.736 | 0.541 | 99.119  | 1.000 | 1.050 |
| AUD      | 0.787 | 0.701 | 0.515 | 0.952   | 0.952 | 1.000 |

Major US Indices 1-Month Trailing



Econ Calendar

| Monday, April 27, 2015     |        |             |        |
|----------------------------|--------|-------------|--------|
| Indicator                  | Period | Expectation | Result |
| No Announcements Scheduled |        |             |        |

| Tuesday, April 28, 2015    |        |             |        |
|----------------------------|--------|-------------|--------|
| Indicator                  | Period | Expectation | Result |
| Case-Shiller 20-city Index | Feb    | 4.7%        | 5.0%   |
| Consumer Confidence        | Apr    | 102.2       | 95.2   |

| Wednesday, April 29, 2015 |        |             |        |
|---------------------------|--------|-------------|--------|
| Indicator                 | Period | Expectation | Result |
| MBA Mortgage Index        | 25-Apr | NA          | -2.3%  |
| GDP-Adv.                  | Q1     | 1.1%        | 0.2%   |
| Chain Deflator-Adv.       | Q1     | 0.5%        | -0.1%  |
| Pending Home Sales        | Mar    | 1.6%        | 1.1%   |
| Crude Inventories         | 25-Apr | NA          | 1.910M |
| FOMC Rate Decision        | Apr    | 0.25%       | 0.25%  |

| Thursday, April 30, 2015 |        |             |        |
|--------------------------|--------|-------------|--------|
| Indicator                | Period | Expectation | Result |
| Initial Claims           | 25-Apr | 290K        | 262K   |
| Continuing Claims        | 18-Apr | 2.318M      | 2.253M |
| Personal Income          | Mar    | 0.2%        | 0.0%   |
| Personal Spending        | Mar    | 0.5%        | 0.4%   |
| PCE Prices - Core        | Mar    | 0.2%        | 0.1%   |
| Employment Cost Index    | Q1     | 0.6%        | 0.7%   |
| Chicago PMI              | Apr    | 50.0        | 52.3   |
| Natural Gas Inventories  | 25-Apr | NA          | 81 bcf |

| Friday, May 01, 2015   |        |             |        |
|------------------------|--------|-------------|--------|
| Indicator              | Period | Expectation | Result |
| ISM Index              | Apr    | 52.0        |        |
| Construction Spending  | Mar    | 0.4%        |        |
| Michigan Sent. - Final | Apr    | 96.0        |        |
| Auto Sales             | Apr    | NA          |        |
| Truck Sales            | Apr    | NA          |        |

Source: Briefing.com

### About Ipreo Analytics

Ipreo Capital Markets Services is an outsourced consultative service that serves as an extension of your team, focused on providing research, intelligence and data on the capital markets. If you have any questions, please contact Ipreo Capital Markets at [CapitalMarkets@ipreo.com](mailto:CapitalMarkets@ipreo.com) or 212.812.0950.

All deal data provided by Ipreo's Equity Deals Database, a comprehensive U.S. equities deals database providing quick and accurate deal information.