

U.S. Equity Capital Markets

Daily Market Update



Monday, May 18, 2015

Data as of 8:00 AM

Ipreo Daily Market Update

Priced Deals

Week of May 18, 2015

Initial Public Offerings This Week (0)

Issue Date	Issuer	Ticker	Sector	Domicile	Exchange	Bookrunners	Fin. Spons.	Filed Terms		Pricing Statistics				Performance Statistics		
								Last File Range (\$)	Last Offer Amt. (\$M)	Amt. + Over. (\$M)	Offer Price (\$)	Shrs. Offered	% Primary	Shoe Exer.	Last File/ Offer (%)	Offer/ Curr. (%)

No IPOs have priced so far this week

Follow-On Offerings This Week (0)

Issue Date	Issuer	Ticker	Sector	Domicile	Exchange	Bookrunners	Accel. Deal	Shelf Take.	Filed Terms		Pricing Statistics				Performance Statistics		
									Last File Range (\$)	Last Offer Amt. (\$M)	Amt. + Over. (\$M)	Offer Price (\$)	Shrs. Offered	% Primary	Shoe Exer.	Last Sale/ Offer (%)	Offer/ Curr. (%)

No Follow-Ons have priced so far this week

Block Offerings This Week (0)

Issue Date	Issuer	Ticker	Sector	Domicile	Exchange	Bookrunners	Shelf Take.	Last Price (\$)	Pricing Statistics				Performance Stats	
									Amt. + Over. (\$M)	Offer Price (\$)	Shrs. Offered	% Primary	Shoe Exer.	Re-Off. (%)

No Blocks have priced this week

Equity-Related Offerings This Week (0)

Issue Date	Issuer	Ticker	Sector	Domicile	Exchange	Bookrunners	Talk		Pricing Statistics				
							Coupon (%)	Premium (%)	Amt. + Over. (\$M)	Offer Price (\$)	Coupon (%)	Premium (%)	Shoe Exer.

No Converts have priced this week

Ipreo Daily Market Update

The Pipeline

Week of May 18, 2015

Expected Deals This Week and Next (7)

Expected Date	Issuer	Ticker	Type	Sector	Domicile	Exchange	Bookrunners	Filed Terms			Timeline	
								Curr. Amt. Filed (\$M)	Curr. Shrs. Filed (M)	Curr. File Price/Range	Initial File Date	Last Amend. File Date
5/20/15	Black Knight Financial Services, Inc.	BKFS	IPO	Technology	United States	NYSE	JPM, BAML, WFC, GS, CITI, CS, DB, SUNTCAP	399.5	17.0	22 - 25	12/23/14	5/11/15
5/20/15	Pga Holdings, Inc.	PGND	IPO	Healthcare	United States	NYSE	BRCLY, GS, WBLAIR, WFC	204.7	8.9	22 - 24	4/6/15	5/11/15
5/20/15	Baozun Inc.	BZUN	IPO	Technology	China	NASDAQ	MS, CS, BAML	143.0	11.0	12 - 14	4/17/15	5/8/15
5/20/15	Community Healthcare Trust Inc.	CHCT	IPO	REIT	United States	NYSE	SANDLER, SUNTCAP, EVERCORE	125.0	6.3	19 - 21	4/2/15	5/5/15
5/20/15	Shopify Inc.	SHOP	IPO	Technology	Canada	NYSE	MS, CS, RBC	100.1	7.7	12 - 14	4/14/15	5/6/15
w/k of 05/18/15	CEL-SCI Corp.	CVM	FO	Healthcare	United States	NYSE MKT	FBR	35.0	-	1.03	5/6/15	-
w/k of 05/18/15	DelMar Pharmaceuticals, Inc.	-	FO	Healthcare	Canada	To be ann.	MAXIM, ROTH	10.0	7.0	-	4/10/15	5/14/15
Total:								1,017.3				

Amended Filings This Week (0)

Amended Date	Issuer	Ticker	Type	Sector	Domicile	Exchange	Bookrunners	Filed Terms			Timeline	
								Curr. Amt. Filed (\$M)	Curr. Shrs. Filed (M)	Curr. File Price/Range	Initial File Date	Expected Date
No Amended Filings this week												

Initial Filings This Week (0)

Filing Date	Issuer	Ticker	Type	Sector	Domicile	Exchange	Bookrunners	Filed Terms			Timeline	
								Curr. Amt. Filed (\$M)	Curr. Shrs. Filed (M)	Curr. File Price/Range	Expected Date	
No Initial Filings this week												

Shelf Filings This Week (0)

Filing Date	Issuer	Ticker	Type	Sector	Domicile	Exchange	Type	Filed Terms		
								Curr. Amt. Filed (\$M)	Curr. Shrs. Filed (M)	Curr. File Price/Range
No Shelf Filings this week										

Withdrawn or Postponed Deals This Week (0)

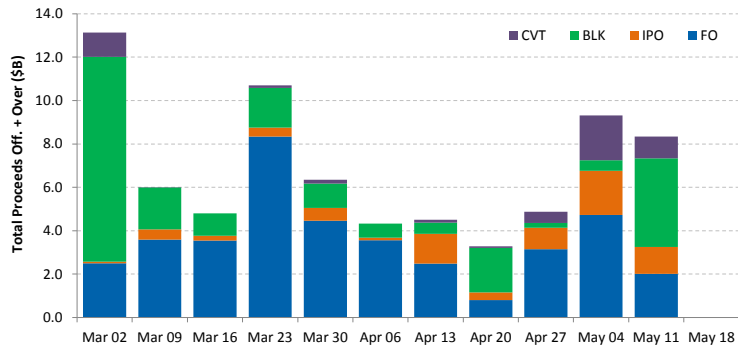
W/P Date	Issuer	Ticker	Type	Sector	Domicile	Exchange	Bookrunners	Filed Terms		
								Curr. Amt. Filed (\$M)	Curr. Shrs. Filed (M)	Reason
No Withdrawn or Postponed deals this week										

Ipreo Daily Market Update

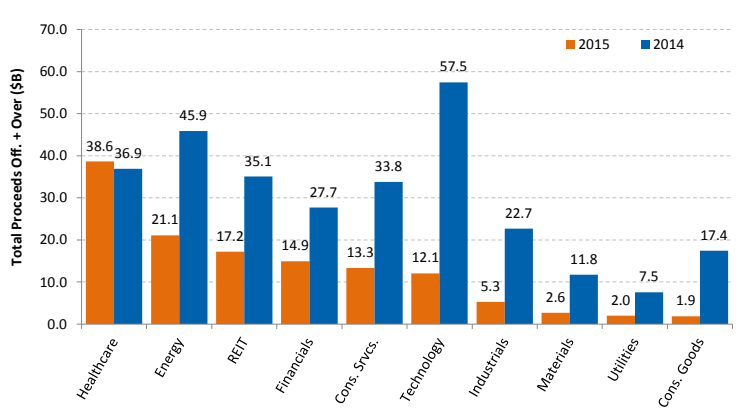
Market Summary

Week of May 18, 2015

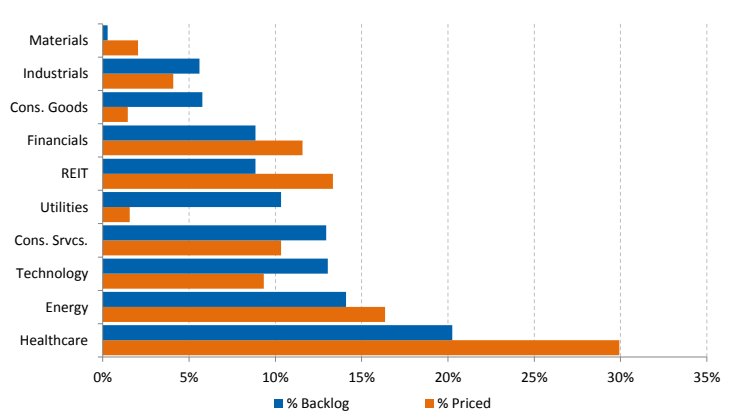
Trailing 12-Week US Proceeds by Deal Type



YoY Total US Issuance by Industry



YTD US Priced vs. Backlog



Market Summary

Major Indices	Last Close	1-Day (%)	1-Week (%)	1-Month (%)	1-Year (%)	YTD (%)
S&P 500	2,122.7	0.08	0.31	0.76	13.46	3.10
Dow Jones	18,272.6	0.11	0.45	0.88	11.10	2.52
NASDAQ	5,048.3	-0.05	0.89	0.74	24.06	6.59
Russell 2000	1,243.9	-0.09	0.73	-2.46	13.50	3.26
FTSE 100	6,960.5	-0.18	-1.23	-1.92	1.75	6.01
DAX	11,447.0	-0.98	-2.24	-6.41	18.55	16.74
Nikkei 225	19,732.9	0.83	1.83	-0.69	38.01	13.08
Hang Seng	27,822.3	1.96	0.89	0.74	22.40	17.87
Brazil Bovespa	57,248.6	1.05	0.17	4.24	6.30	14.48
Mexico IPC	45,332.8	0.14	0.46	0.15	9.07	5.07

S&P 500 Sector Indices

Sector	Last Close	1-Day (%)	1-Week (%)	1-Month (%)	1-Year (%)	YTD (%)
Materials	322.4	0.41	-0.31	2.33	7.34	5.62
Financials	332.3	-0.43	-0.23	0.96	13.70	-0.32
Consumer Disc.	607.1	0.75	-0.07	0.41	21.02	5.99
Consumer Staples	510.5	0.32	1.17	0.71	13.10	2.19
Energy	587.9	0.23	-1.65	-2.72	-13.92	0.23
Healthcare	857.5	0.21	1.06	0.32	28.06	8.27
Information Tech.	490.7	-0.10	0.76	0.52	7.56	0.86
Telecom	723.0	-0.34	0.75	2.71	21.96	4.49
Utilities	157.7	0.15	0.23	1.73	-1.02	3.37
Industrials	224.2	1.26	0.24	-0.94	5.45	-6.65

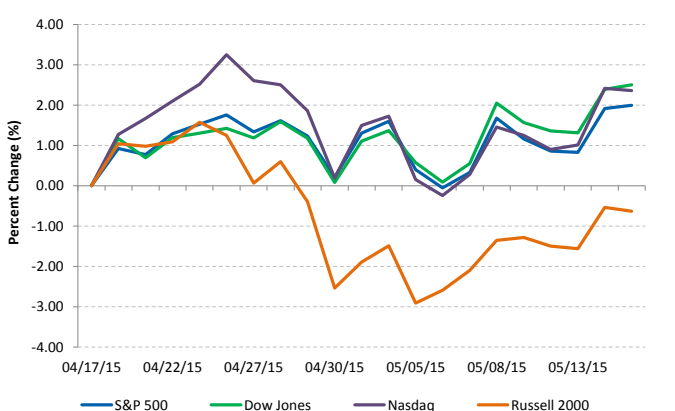
Commodities (NYMEX Front Month Contract)

Commodity	Last Close	1-Day (%)	1-Week (%)	1-Month (%)	1-Year (%)	YTD (%)
Gold	1,225.3	0.01	3.06	2.00	-5.28	3.48
Silver	17.6	0.56	6.67	7.89	-9.86	12.59
Copper	2.92	0.03	0.14	7.82	-7.00	3.50
Crude Oil	59.7	-0.32	0.51	5.85	-41.19	12.05
Natural Gas	3.0	0.27	4.72	15.56	-32.51	4.14
Cotton	0.67	0.47	1.03	2.83	-26.03	10.90
Corn	3.66	-0.68	0.69	-2.79	-24.52	-7.93
Sugar	0.13	0.39	-3.95	-0.23	-29.18	-11.23
Wheat	5.11	-0.63	6.13	4.50	-24.66	-13.35

Major Currencies

Currency	USD	EUR	GBP	JPY	CAD	AUD
USD	1.000	0.877	0.637	119.675	1.205	1.249
EUR	1.140	1.000	0.727	136.486	1.374	1.424
GBP	1.569	1.376	1.000	187.770	1.890	1.960
JPY	0.008	0.007	0.005	1.000	0.010	0.010
CAD	0.830	0.728	0.529	99.341	1.000	1.037
AUD	0.801	0.702	0.510	0.965	0.965	1.000

Major US Indices 1-Month Trailing



Econ Calendar

Monday, May 18, 2015			
Indicator	Period	Expectation	Result
NAHB Housing Market Index	Mar	57	-

Tuesday, May 19, 2015			
Indicator	Period	Expectation	Result
Housing Starts	Apr	1019K	-
Building Permits	Apr	1065K	-

Wednesday, May 20, 2015			
Indicator	Period	Expectation	Result
MBA Mortgage Index	5/16	-	-
Crude Inventories	5/16	-	-
FOMC Minutes	5/9	-	-

Thursday, May 21, 2015			
Indicator	Period	Expectation	Result
Initial Claims	5/16	270K	-
Continuing Claims	5/9	2250K	-
Existing Home Sales	Apr	5.24M	-
Philadelphia Fed	May	8.0	-
Leading Indicators	Apr	0.3%	-
Natural Gas Inventories	5/16	-	-

Friday, May 22, 2015			
Indicator	Period	Expectation	Result
CPI	Apr	0.1%	-
Core CPI	Apr	0.2%	-

Source: Briefing.com

About Ipreo Analytics

Ipreo Capital Markets Services is an outsourced consultative service that serves as an extension of your team, focused on providing research, intelligence and data on the capital markets. If you have any questions, please contact Ipreo Capital Markets at CapitalMarkets@ipreo.com or 212.812.0950.

All deal data provided by Ipreo's Equity Deals Database, a comprehensive U.S. equities deals database providing quick and accurate deal information.