

U.S. Equity Capital Markets

Daily Market Update



Monday, June 15, 2015

Data as of 8:00 AM

Ipreo Daily Market Update



Priced Deals

Week of June 15, 2015

Initial Public Offerings This Week (0)

Issue Date	Issuer	Ticker	Sector	Domicile	Exchange	Bookrunners	Fin. Spons.	Filed Terms		Pricing Statistics				Performance Statistics		
								Last File Range (\$)	Last Offer Amt. (\$M)	Amt. + Over. (\$M)	Offer Price (\$)	Shrs. Offered	% Primary	Shoe Exer.	Last File/ Offer (%)	Offer/ Curr. (%)

No IPOs have priced so far this week

Follow-On Offerings This Week (0)

Issue Date	Issuer	Ticker	Sector	Domicile	Exchange	Bookrunners	Accel. Deal	Shelf Take.	Filed Terms		Pricing Statistics				Performance Statistics		
									Last File Range (\$)	Last Offer Amt. (\$M)	Amt. + Over. (\$M)	Offer Price (\$)	Shrs. Offered	% Primary	Shoe Exer.	Last Sale/ Offer (%)	Offer/ Curr. (%)

No Follow-Ons have priced so far this week

Block Offerings This Week (0)

Issue Date	Issuer	Ticker	Sector	Domicile	Exchange	Bookrunners	Shelf Take.	Last Price (\$)	Pricing Statistics				Performance Stats	
									Amt. + Over. (\$M)	Offer Price (\$)	Shrs. Offered	% Primary	Shoe Exer.	Re-Off. Disc. (%)

No Blocks have priced this week

Equity-Related Offerings This Week (0)

Issue Date	Issuer	Ticker	Sector	Domicile	Exchange	Bookrunners	Talk		Pricing Statistics				Shoe Exer.	Maturity
							Coupon (%)	Premium (%)	Amt. + Over. (\$M)	Offer Price (\$)	Coupon (%)	Premium (%)		

No Converts have priced this week

Ipreo Daily Market Update

The Pipeline

Week of June 15, 2015

Expected Deals This Week and Next (12)

Expected Date	Issuer	Ticker	Type	Sector	Domicile	Exchange	Bookrunners	Filed Terms			Timeline	
								Curr. Amt. Filed (\$M)	Curr. Shrs. Filed (M)	Curr. File Price/Range	Initial File Date	Last Amend. File Date
06/15/2015	Principal Solar, Inc.	PSWW	FO	Energy	United States	NASDAQ	NORTHL	25.0	2.5	9 - 11	3/27/15	6/8/15
06/16/2015	Nivalis Therapeutics, Inc.	NVLS	IPO	Healthcare	United States	NASDAQ	COWEN, STIFEL	60.0	4.3	13 - 15	5/13/15	6/3/15
06/17/2015	Fitbit, Inc.	FIT	IPO	Consumer Goods	United States	NYSE	MS, DB, BAML, BRCLY, SUNTCAP	447.8	29.9	14 - 16	5/7/15	6/2/15
06/17/2015	Cynapsus Therapeutics Inc.	CYNA	FO	Healthcare	Canada	NASDAQ	BAML	63.8	4.5	14.18	5/15/15	6/9/15
06/18/2015	Univar Inc	UNVR	IPO	Basic Materials	United States	NYSE	DB, GS, BAML, BRCLY, CS, JPM, JEFFER, MS	420.0	20.0	20 - 22	6/27/14	6/8/15
06/18/2015	8point3 Energy Partners LP	CAFD	IPO	Utilities	United States	NASDAQ	GS, CITI, DB, JPM, CREDITAG	400.0	20.0	19 - 21	3/10/15	6/10/15
06/18/2015	MINDBODY, Inc.	MB	IPO	Technology	United States	NASDAQ	MS, CS, UBS	100.1	7.2	13 - 15	5/11/15	6/8/15
06/18/2015	Fogo de Chao, Inc.	FOGO	IPO	Consumer Services	United States	NASDAQ	JEFFER, JPM	75.0	4.4	16 - 18	4/20/15	6/8/15
06/18/2015	Ritter Pharmaceuticals, Inc.	RTTR	IPO	Healthcare	United States	NASDAQ	AEGIS, CHARCAP	20.0	1.8	10 - 12	3/23/15	4/24/15
06/24/2015	Catabasis Pharmaceuticals, Inc.	CATB	IPO	Healthcare	United States	NASDAQ	CITI, COWEN	60.2	4.3	13 - 15	5/13/15	6/11/15
06/24/2015	Yulong Eco-Materials, LTD	YECO	IPO	Industrials	China	NASDAQ	AXIOM, NORTHL, VIEWTRS	15.2	2.3	6.25 - 7.25	12/19/14	4/1/15
06/25/2015	Tekla World Healthcare Fund	THW	IPO	Financials	United States	NYSE	WFC	1.0	-	20.00	3/10/15	5/28/15
Total:								1,688.1				

Amended Filings This Week (6)

Amended Date	Issuer	Ticker	Type	Sector	Domicile	Exchange	Bookrunners	Filed Terms			Timeline	
								Curr. Amt. Filed (\$M)	Curr. Shrs. Filed (M)	Curr. File Price/Range	Initial File Date	Expected Date
6/15/15	Gener8 Maritime, Inc.	GNRT	IPO	Industrials	United States	NYSE	CITI, UBS, JEFFER, EVERCORE	270.0	15.0	17 - 19	5/22/15	To be ann.
6/15/15	Wayne Farms, Inc.	WNFM	IPO	Consumer Goods	United States	NASDAQ	CITI, JPM, BMO	250.0	12.8	18 - 21	3/16/15	To be ann.
6/15/15	OM Asset Management PLC	OMAM	FO	Financials	United Kingdom	NYSE	BAML, MS, CITI, CS	203.6 ↓	11.0	18.51 ↓	6/8/15	To be ann.
6/15/15	Celyad SA	CYAD	FO	Healthcare	Belgium	NASDAQ	UBS, PIPER	115.0	1.1	-	5/18/15	To be ann.
6/15/15	Xactly Corporation	XTLY	IPO	Technology	United States	NYSE	JPM, DB, UBS	77.4	7.0	10 - 12	5/19/15	To be ann.
6/15/15	Eco-Stim Energy Solutions Inc	ESES	FO	Energy	United States	NASDAQ	FBR, ROTH, SEAGRP	30.0	-	6.99 ↓	5/29/15	To be ann.
Total:								946.0				

Initial Filings This Week (0)

Filing Date	Issuer	Ticker	Type	Sector	Domicile	Exchange	Bookrunners	Filed Terms			Timeline
								Curr. Amt. Filed (\$M)	Curr. Shrs. Filed (M)	Curr. File Price/Range	Expected Date
No Initial Filings this week											

Shelf Filings This Week (0)

Filing Date	Issuer	Ticker	Type	Sector	Domicile	Exchange	Type	Filed Terms		
								Curr. Amt. Filed (\$M)	Curr. Shrs. Filed (M)	Curr. File Price/Range
No Shelf Filings this week										

Withdrawn or Postponed Deals This Week (0)

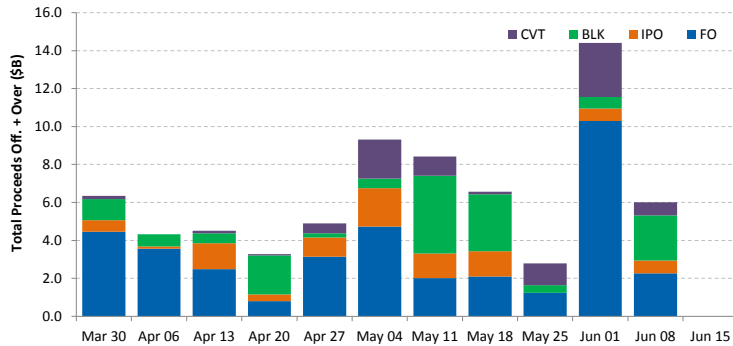
W/P Date	Issuer	Ticker	Type	Sector	Domicile	Exchange	Bookrunners	Filed Terms		
								Curr. Amt. Filed (\$M)	Curr. Shrs. Filed (M)	Reason
No Withdrawn or Postponed deals this week										

Ipreo Daily Market Update

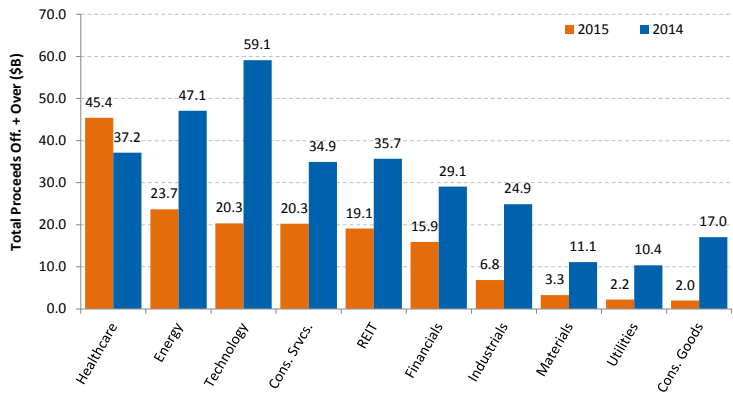
Market Summary

Week of June 15, 2015

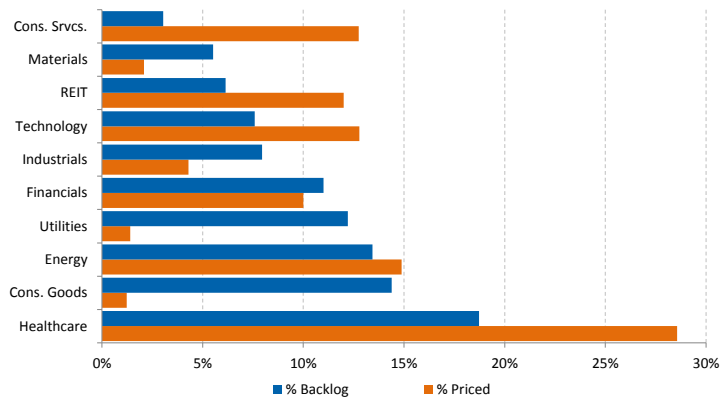
Trailing 12-Week US Proceeds by Deal Type



YoY Total US Issuance by Industry



YTD US Priced vs. Backlog



Market Summary

Major Indices	Last Close	1-Day (%)	1-Week (%)	1-Month (%)	1-Year (%)	YTD (%)
S&P 500	2,094.1	-0.70	0.06	-0.24	8.50	1.71
Dow Jones	17,898.8	-0.78	0.28	-0.94	6.96	0.43
NASDAQ	5,051.1	-0.62	-0.34	1.51	17.53	6.65
Russell 2000	1,265.0	-0.31	0.32	2.59	9.11	5.01
FTSE 100	6,784.9	-0.90	-0.29	-2.15	-0.85	3.33
DAX	11,196.5	-1.20	-0.01	-2.41	12.66	14.19
Nikkei 225	20,407.1	0.12	-0.26	3.99	36.29	16.94
Hang Seng	27,280.5	1.39	0.07	-0.46	17.72	15.57
Brazil Bovespa	53,347.5	-0.64	0.71	-6.07	-3.18	6.68
Mexico IPC	44,692.5	0.15	0.29	-0.57	4.87	3.59

S&P 500 Sector Indices

S&P 500 Sector Indices	Last Close	1-Day (%)	1-Week (%)	1-Month (%)	1-Year (%)	YTD (%)
Materials	314.0	-0.60	0.37	-1.41	1.97	2.85
Financials	336.4	-0.39	0.99	1.74	10.71	0.92
Consumer Disc.	606.0	-0.42	0.04	0.39	16.55	5.81
Consumer Staples	491.3	-0.40	0.81	-2.04	7.38	-1.66
Energy	560.6	-1.16	-0.93	-4.68	-20.78	-4.43
Healthcare	858.3	-1.14	0.10	1.69	24.64	8.37
Industrials	480.6	-0.53	0.20	-1.06	2.94	-1.20
Information Tech.	711.5	-0.81	-0.73	0.24	14.53	2.83
Telecom	153.7	-0.88	0.17	-1.69	-2.29	0.73
Utilities	214.4	-0.89	-0.50	-3.18	0.56	-10.73

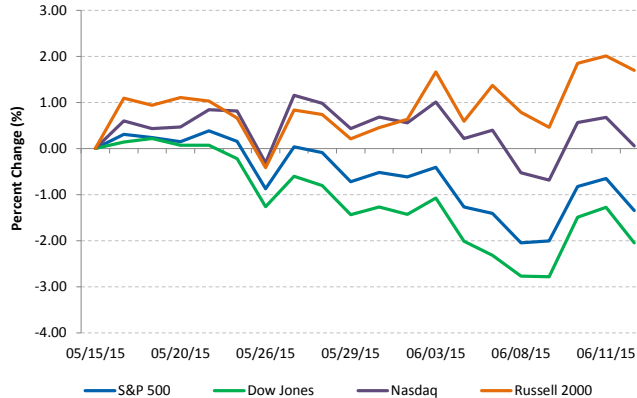
Commodities (NYMEX Front Month Contract)

Commodities	Last Close	1-Day (%)	1-Week (%)	1-Month (%)	1-Year (%)	YTD (%)
Gold	1,179.2	-0.10	0.95	-1.11	-7.44	-0.41
Silver	15.8	-0.85	-0.99	-4.24	-18.98	1.45
Copper	2.68	0.34	-0.54	-8.65	-11.19	-5.22
Crude Oil	60.0	-1.33	1.40	-1.30	-43.72	12.56
Natural Gas	2.8	-2.65	6.18	-5.07	-42.25	-5.04
Cotton	0.65	1.78	1.02	-0.55	-24.48	7.28
Corn	3.53	-0.98	-2.08	-2.22	-20.50	-11.08
Sugar	0.12	3.69	0.17	-11.12	-31.07	-16.87
Wheat	5.04	-0.10	-2.56	4.84	-13.93	-14.58

Major Currencies

Major Currencies	USD	EUR	GBP	JPY	CAD	AUD
USD	1.000	0.892	0.645	123.565	1.235	1.295
EUR	1.121	1.000	0.723	138.554	1.385	1.452
GBP	1.550	1.382	1.000	191.544	1.915	2.007
JPY	0.008	0.007	0.005	1.000	0.010	0.010
CAD	0.809	0.722	0.522	100.026	1.000	1.048
AUD	0.772	0.689	0.498	0.954	0.954	1.000

Major US Indices 1-Month Trailing



Econ Calendar

Monday, June 15, 2015			
Indicator	Period	Expectation	Result
Empire Manufacturing	Jun	6.0	
Industrial Production	May	0.3%	
Capacity Utilization	May	78.3%	
NAHB Housing Mkt Index	Jun	55.0	
Net Long-Term TIC Flows	Apr	NA	

Tuesday, June 16, 2015			
Indicator	Period	Expectation	Result
Housing Starts	May	1100K	
Building Permits	May	1100K	

Wednesday, June 17, 2015			
Indicator	Period	Expectation	Result
MBA Mortgage Index	6/13	NA	
Crude Inventories	6/13	NA	
FOMC Rate Decision	Jun	0.25%	

Thursday, June 18, 2015			
Indicator	Period	Expectation	Result
Initial Claims	6/13	276K	
Continuing Claims	6/06	2270K	
CPI	May	0.5%	
Core CPI	May	0.2%	
Current Acct. Balance	Q1	-\$116.4B	
Philadelphia Fed	Jun	8.0	
Leading Indicators	May	0.40%	
Natural Gas Inventories	6/13	111 bcf	

Friday, June 19, 2015			
Indicator	Period	Expectation	Result

Source: Briefing.com

About Ipreo Analytics

Ipreo Capital Markets Services is an outsourced consultative service that serves as an extension of your team, focused on providing research, intelligence and data on the capital markets. If you have any questions, please contact Ipreo Capital Markets at CapitalMarkets@ipreo.com or 212.812.0950.

All deal data provided by Ipreo's Equity Deals Database, a comprehensive U.S. equities deals database providing quick and accurate deal information.