

U.S. Equity Capital Markets

Daily Market Update



Friday, June 19, 2015

Data as of 8:00 AM

Ipreo Daily Market Update

Priced Deals

Week of June 15, 2015

Initial Public Offerings This Week (6)

Issue Date	Issuer	Ticker	Sector	Domicile	Exchange	Bookrunners	Fin. Spons.	Filed Terms		Pricing Statistics				Performance Statistics			
								Last File Range (\$)	Last Offer Amt. (\$M)	Amt. + Over. (\$M)	Offer Price (\$)	Shrs. Offered	% Primary	Shoe Exer.	Last File/ Offer (%)	Offer/ Curr. (%)	Offer vs. Last File
6/17/15	Univar Inc	UNVR	Basic Materials	United States	NYSE	DB, GS, BAML, BRCLY, CS, JPM, JEFFER, MS	•	20 - 22	735.0 ↑	885.5	22.00	35.0	57.1	•	4.76	15.45	Within
6/17/15	Fitbit, Inc.	FIT	Consumer Goods	United States	NYSE	MS, DB, BAML, BRCLY, SUNTCAP	•	17 - 19 ↑	621.0 ↑	731.5	20.00	36.6	61.2		11.11	48.40	Above
6/18/15	MINDBODY, Inc.	MB	Technology	United States	NASDAQ	MS, CS, UBS	•	13 - 15	100.1	100.1	14.00	7.2	100.0		0.00	-	Within
6/18/15	Fogo de Chao, Inc.	FOGO	Consumer Services	United States	NASDAQ	JEFFER, JPM	•	16 - 18	75.0	88.2	20.00	4.4	100.0		17.65	-	Above
6/16/15	Nivalis Therapeutics, Inc.	NVLS	Healthcare	United States	NASDAQ	COWEN, STIFEL	•	13 - 15	60.0	77.0	14.00	5.5	100.0		0.00	5.36	Within
6/15/15	Inuuity, Inc.	IVTY	Healthcare	United States	NASDAQ	PIPER, LEERINK, STIFEL	•	12.00 ↓	48.0 ↓	55.2	12.00	4.0	100.0	•	0.00	22.92	Within
Total:										1,937.5				Average:	5.59	23.03	

Follow-On Offerings This Week (12)

Issue Date	Issuer	Ticker	Sector	Domicile	Exchange	Bookrunners	Accel. Deal	Shelf Take.	Filed Terms		Pricing Statistics				Performance Statistics			
									Last File Range (\$)	Last Offer Amt. (\$M)	Amt. + Over. (\$M)	Offer Price (\$)	Shrs. Offered	% Primary	Shoe Exer.	Last Sale/ Offer (%)	Offer/ Curr. (%)	Last File/ Offer (%)
6/18/15	TerraForm Power, Inc.	TERP	Energy	United States	NASDAQ	MS, JPM, BRCLY, CITI, BAML, MACQUARIE, UBS			38.50 ↓	500.0 ↓	598.5	38.00	15.8	100.0		-0.55	-	-1.30
6/16/15	Extra Space Storage Inc.	EXR	REIT	United States	NYSE	WFC, BAML, CITI		•	67.10	335.5	431.0	68.15	5.5	100.0	•	-0.47	2.05	1.56
6/16/15	OM Asset Management PLC	OMAM	Financials	United Kingdom	NYSE	BAML, MS, CITI, CS			18.51 ↓	203.6 ↓	267.7	17.50	13.3	0.0	•	-2.29	2.46	-5.46
6/16/15	CrossAmerica Partners LP	CAPL	Energy	United States	NYSE	BAML, BRCLY, JPM, RAYMND, RBC	•	•	32.99	151.8	144.7	31.45	4.6	100.0		-4.67	-4.07	-4.67
6/18/15	SS&C Technologies Holdings Inc.	SSNC	Technology	United States	NASDAQ	MS, DB, CS	•	•	60.56	400.0	96.9	61.50	1.6	100.0		-2.84	-	1.55
6/19/15	Celyad SA	CYAD	Healthcare	Belgium	NASDAQ	UBS, PIPER			-	115.0	80.1	68.56	1.2	100.0		0.00	-	-
6/17/15	Cynapsus Therapeutics Inc.	CYNA	Healthcare	Canada	NASDAQ	BAML			-	60.0	72.5	14.00	4.5	100.0	•	-5.60	4.57	-
6/18/15	Ring Energy, Inc.	REI	Energy	United States	NYSE MKT	SUNTCAP		•	13.00	-	51.8	11.50	4.5	100.0		-11.54	1.22	-11.54
6/17/15	Azure Midstream Partners, LP	AZUR	Energy	United States	NASDAQ	BAML, JPM, RBC, WFC	•	•	15.19	53.2	49.6	14.17	3.5	100.0		-6.71	-6.85	-6.71
6/18/15	Organovo Holdings, Inc.	ONVO	Healthcare	United States	NYSE MKT	JEFFER, PIPER	•	•	5.23	-	40.1	4.25	9.4	100.0		-18.27	3.06	-18.74
6/16/15	Ocata Therapeutics, Inc.	-	Healthcare	United States	NASDAQ	JEFFER, COWEN			-	30.0	30.2	5.49	5.5	100.0		3.78	-	-
6/18/15	SuperCom, Ltd.	SPCB	Technology	Israel	NASDAQ	COWEN	•	•	13.56	-	25.2	12.00	2.1	100.0		-11.50	2.08	-11.50
Total:										1,888.1				Average:	-5.06	0.57		

Block Offerings This Week (1)

Issue Date	Issuer	Ticker	Sector	Domicile	Exchange	Bookrunners	Shelf Take.	Last Price (\$)	Pricing Statistics				Performance Stats		
									Amt. + Over. (\$M)	Offer Price (\$)	Shrs. Offered	% Primary	Shoe Exer.	Re-Off. Disc. (%)	Offer/ Curr. (%)
6/17/15	Energen Corp.	EGN	Energy	United States	NYSE	CS		73.68	404.7	71.00	5.7	100.0		-3.64	-5.37
Total:									404.7				Average:	-3.64	-5.37

Equity-Related Offerings This Week (3)

Issue Date	Issuer	Ticker	Sector	Domicile	Exchange	Bookrunners	Talk		Pricing Statistics				Maturity
							Coupon (%)	Premium (%)	Amt. + Over. (\$M)	Offer Price (\$)	Coupon (%)	Premium (%)	
6/18/15	Ctrip.com International, Ltd.	CTRP	Consumer Services	China	NASDAQ	JPM	0.750000	1.250000	700.0	1,000.00	1.00	45.00	07/01/2020
6/18/15	Ctrip.com International, Ltd.	CTRP	Consumer Services	China	NASDAQ	JPM	1.500000	2.000000	400.0	1,000.00	1.99	42.50	07/01/2025
6/18/15	Restoration Hardware Holdings, Inc.	RH	Consumer Goods	United States	NYSE	BAML, GS	0-0.25	25-30	250.0	1,000.00	0.00	25.00	07/15/2020
Total:									1,350.0				

Ipreo Daily Market Update

The Pipeline

Week of June 15, 2015

Expected Deals This Week and Next (19)

Expected Date	Issuer	Ticker	Type	Sector	Domicile	Exchange	Bookrunners	Filed Terms			Timeline	
								Curr. Amt. Filed (\$M)	Curr. Shrs. Filed (M)	Curr. File Price/Range	Initial File Date	Last Amend. File Date
w/k of 06/22/15	Tahoe Resources Inc.	TAHO	FO	Basic Materials	Canada	NYSE	MTRS, BMO	790.7 ↓	58.1	13.62 ↓	6/15/15	6/16/15
06/18/2015	8point3 Energy Partners LP	CAFD	IPO	Utilities	United States	NASDAQ	GS, CITI, DB, JPM, CREDITAG	400.0	20.0	19 - 21	3/10/15	6/10/15
06/19/2015	West Corp.	WSTC	BLK	Technology	United States	NASDAQ	MS	224.4	7.0	32.05	6/18/15	-
06/23/2015	Ritter Pharmaceuticals, Inc.	RTTR	IPO	Healthcare	United States	NASDAQ	AEGIS, CHARCAP	20.0	1.8	10 - 12	3/23/15	4/24/15
06/24/2015	TransUnion	TRU	IPO	Industrials	United States	NYSE	GS, JPM, BAML, DB, RBC, WFC, CS	650.0	29.5	21 - 23	3/30/15	6/15/15
06/24/2015	Milacron Holdings Corp.	MCRN	IPO	Industrials	United States	NYSE	BAML, BRCLY, JPM, RBAIRD, CS, GS	300.0	14.3	20 - 22	4/3/15	6/15/15
06/24/2015	Gener8 Maritime, Inc.	GNRT	IPO	Industrials	United States	NYSE	CITI, UBS, JEFFER, EVERCORE	270.0	15.0	17 - 19	5/22/15	6/15/15
06/24/2015	Wayne Farms, Inc.	WNFM	IPO	Consumer Goods	United States	NASDAQ	CITI, JPM, BMO	250.0	12.8	18 - 21	3/16/15	6/15/15
06/24/2015	CNX Coal Resources LP	CNXC	IPO	Energy	United States	NYSE	BAML, WFC, CITI, JEFFER, BNKNVASC, CS, JPM, EVERCOI	200.0	10.0	19 - 21	4/1/15	6/15/15
06/24/2015	Glaukos Corporation	GKOS	IPO	Healthcare	United States	NYSE	JPM, BAML, GS	75.0	5.4	13 - 15	5/12/15	6/12/15
06/24/2015	Lantheus Holdings, Inc.	LNTH	IPO	Healthcare	United States	NASDAQ	CITI, JEFFER, RBC, WFC	75.0 ↓	7.9 ↓	8.50 - 10.50 ↓	6/24/14	6/16/15
06/24/2015	Catabasis Pharmaceuticals, Inc.	CATB	IPO	Healthcare	United States	NASDAQ	CITI, COWEN	60.2	4.3	13 - 15	5/13/15	6/11/15
06/24/2015	Yulong Eco-Materials, LTD	YECCO	IPO	Industrials	China	NASDAQ	AXIOM, NORTHL, VIEWTRS	15.2	2.3	6.25 - 7.25	12/19/14	4/1/15
06/25/2015	Green Plains Partners LP	GPP	IPO	Energy	United States	NASDAQ	BRCLY, BAML, CS, MACQUARIE, RBC	200.0	10.0	19 - 21	5/18/15	6/16/15
06/25/2015	Seres Therapeutics, Inc.	MCRB	IPO	Healthcare	United States	NASDAQ	GS, BAML	100.0	6.3	15 - 17	5/27/15	6/16/15
06/25/2015	Alarm.com Holdings, Inc.	ALRM	IPO	Technology	United States	NASDAQ	GS, CS, BAML	98.0	7.0	13 - 15	5/22/15	6/15/15
06/25/2015	AppFolio, Inc.	APPF	IPO	Technology	United States	NASDAQ	MS, CS	80.6	6.2	12 - 14	5/18/15	6/15/15
06/25/2015	Xactly Corporation	XTLY	IPO	Technology	United States	NYSE	JPM, DB, UBS	77.4	7.0	10 - 12	5/19/15	6/15/15
06/25/2015	Tekla World Healthcare Fund	THW	IPO	Financials	United States	NYSE	WFC	1.0	-	20.00	3/10/15	5/28/15

* Bold text indicates a deal was initially filed or amended this week

Total: 3,887.4

Amended Filings This Week (7)

Amended Date	Issuer	Ticker	Type	Sector	Domicile	Exchange	Bookrunners	Filed Terms			Timeline	
								Curr. Amt. Filed (\$M)	Curr. Shrs. Filed (M)	Curr. File Price/Range	Initial File Date	Expected Date
6/15/15	Eco-Stim Energy Solutions Inc	ESES	FO	Energy	United States	NASDAQ	FBR, ROTH	30.0	-	6.99 ↓	5/29/15	w/k of 06/29/15
6/15/15	Principal Solar, Inc.	PSWW	FO	Energy	United States	NASDAQ	NORTHL	12.0 ↓	1.5 ↓	7 - 9 ↓	3/27/15	To be ann.
6/16/15	BioPharmX Corporation	BPMX	FO	Healthcare	United States	NYSE MKT	CRTCAP	10.0 ↓	3.3 ↓	2.75 - 3.25	4/9/15	To be ann.
6/17/15	TerraForm Global, Inc.	GLBL	IPO	Utilities	United States	NASDAQ	JPM, BRCLY, CITI, MS, GS, BAML, DB	800.0 ↑	-	-	5/7/15	To be ann.
6/17/15	Pieris Pharmaceuticals, Inc.	PIRS	FO	Healthcare	Germany	OTCBB	OPPEN, JMPSEC	30.0 ↓	9.6	3.12 ↑	6/9/15	To be ann.
6/18/15	ConforMIS, Inc.	CFMS	IPO	Healthcare	United States	NASDAQ	JPM, DB	135.0	9.0	14 - 16	5/21/15	-
6/18/15	Teladoc, Inc.	TDOC	IPO	Healthcare	United States	NYSE	JPM, DB	112.0	7.0	15 - 17	5/29/15	-

Total: 1,129.0

Total: 25.0

Ipreo Daily Market Update

The Pipeline

Week of June 15, 2015

Initial Filings This Week (16)

Filing Date	Issuer	Ticker	Type	Sector	Domicile	Exchange	Bookrunners	Filed Terms			Timeline
								Curr. Amt. Filed (\$M)	Curr. Shrs. Filed (M)	Curr. File Price/Range	Expected Date
6/15/15	vTv Therapeutics Inc	VTVT	IPO	Healthcare	United States	NASDAQ	PIPER, STIFEL	172.5	-	-	To be ann.
6/15/15	Ollie's Bargain Outlet Holdings, Inc.	OLLI	IPO	Consumer Services	United States	NASDAQ	JPM, JEFFER, BAML, CS, PIPER, KEYBANC, RBC	150.0	-	-	To be ann.
6/15/15	Jupai Holdings Limited	JP	IPO	Financials	China	NYSE	CS, CHINAREN	100.0	-	-	To be ann.
6/15/15	Poseidon Containers Holdings Corp.	PCON	IPO	Industrials	Greece	NYSE	MS, DB, UBS	100.0	-	-	To be ann.
6/15/15	Chiasma, Inc.	CHMA	IPO	Healthcare	United States	NASDAQ	BRCLY, COWEN	86.3	-	-	To be ann.
6/15/15	Ooma, Inc.	OOMA	IPO	Technology	United States	NYSE	CS, BAML, JMPSEC	86.3	-	-	To be ann.
6/15/15	Delcath Systems, Inc.	-	FO	Healthcare	United States	NASDAQ	ROTH	10.0	-	-	To be ann.
6/15/15	Optex Systems Holdings, Inc.	OPXS	FO	Industrials	United States	OTCBB	CHARCAP	10.0	-	0.01	To be ann.
6/16/15	Aeglea BioTherapeutics, Inc.	AGLE	IPO	Healthcare	United States	NASDAQ	COWEN, UBS, BMO	86.3	-	-	To be ann.
6/16/15	BioCardia, Inc.	BCDA	IPO	Healthcare	United States	NASDAQ	CFCO	57.5	-	-	To be ann.
6/16/15	JM Global Holding Co	WYIGU	IPO	Blank Check	United States	NASDAQ	CFCO	50.0	5.0	10.00	To be ann.
6/17/15	Platform Specialty Products Corp.	PAH	FO	Blank Check	United States	NYSE	CS, BRCLY	350.0	-	27.94	To be ann.
6/17/15	RiverBanc Multifamily Investors, Inc.	RMI	IPO	REIT	United States	NASDAQ	RBAIRD, STIFEL	1.0	-	-	To be ann.
6/18/15	InnoLight Technology Corp	INLT	IPO	Technology	China	NASDAQ	CS, BRCLY	100.0	-	-	To be ann.
6/18/15	Nabriva Therapeutics AG	NBRV	IPO	Healthcare	Austria	NASDAQ	LEERINK, RBC	92.0	-	-	To be ann.
6/18/15	Provectus Biopharmaceuticals, Inc.	-	FO	Healthcare	United States	NYSE MKT	MAXIM	-	-	-	To be ann.
Total:								1,451.8			

Shelf Filings This Week (2)

Filing Date	Issuer	Ticker	Type	Sector	Domicile	Exchange	Type	Filed Terms		
								Curr. Amt. Filed (\$M)	Curr. Shrs. Filed (M)	Curr. File Price/Range
6/16/15	Gladstone Investment Corporation	GAIN	FO	Financials	United States	NASDAQ	Universal	300.0	-	-
6/16/15	Stifel Financial Corp.	STIFEL	FINAN	Financials	United States	NYSE	Common Stock	82.2	1.4	58.98
Total:								382.2		

Withdrawn or Postponed Deals This Week (1)

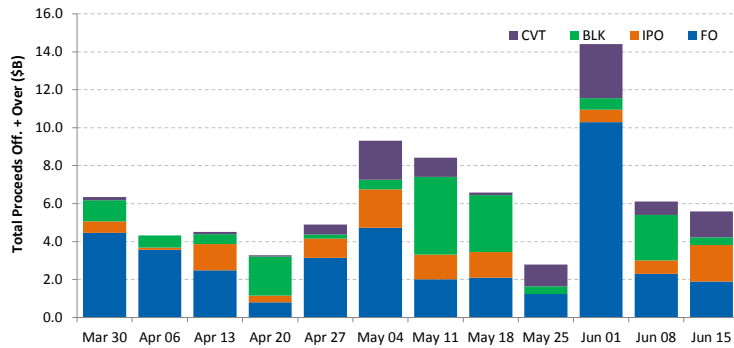
W/P Date	Issuer	Ticker	Type	Sector	Domicile	Exchange	Bookrunners	Filed Terms		
								Curr. Amt. Filed (\$M)	Curr. Shrs. Filed (M)	Reason
6/17/15	Marina Biotech, Inc.	-	FO	Healthcare	United States	OTCBB	ROTH, LADENBURG	25.0	43.1	Unkown
Total:								25.0		

Ipreo Daily Market Update

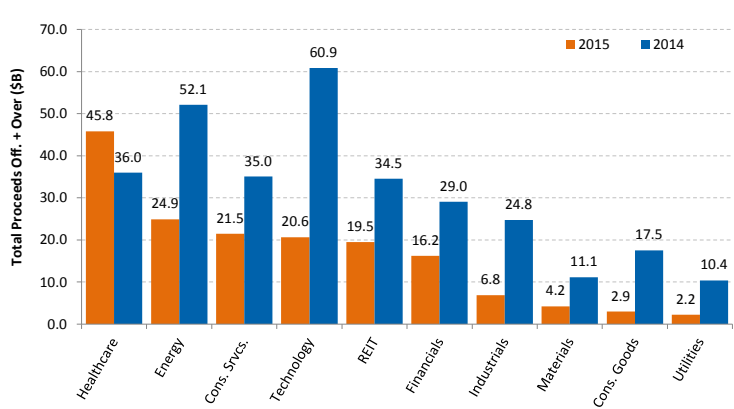
Market Summary

Week of June 15, 2015

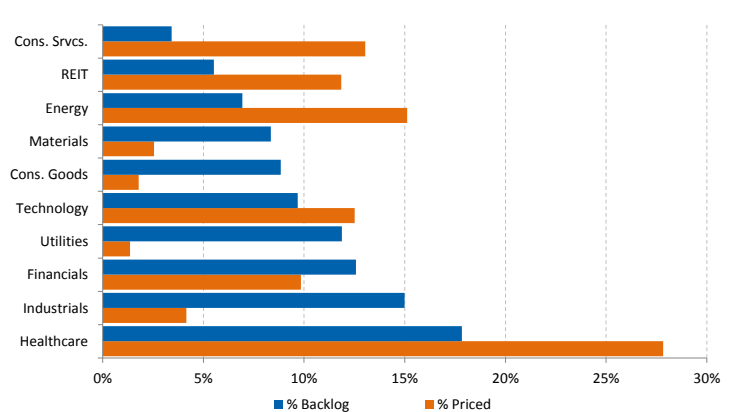
Trailing 12-Week US Proceeds by Deal Type



YoY Total US Issuance by Industry



YTD US Priced vs. Backlog



Market Summary

Major Indices	Last Close	1-Day (%)	1-Week (%)	1-Month (%)	1-Year (%)	YTD (%)
S&P 500	2,121.2	0.99	0.59	-0.37	8.39	3.03
Dow Jones	18,115.8	1.00	0.42	-1.00	7.15	1.64
NASDAQ	5,132.9	1.34	0.99	1.07	17.65	8.38
Russell 2000	1,284.7	1.29	1.24	2.16	8.58	6.64
FTSE 100	6,707.9	0.41	-2.03	-3.75	-1.04	2.16
DAX	11,100.3	1.11	-2.05	-4.26	11.78	13.20
Nikkei 225	19,990.8	-1.13	-1.92	0.51	32.25	14.56
Hang Seng	26,694.7	-0.22	-0.79	-3.25	15.15	13.09
Brazil Bovespa	54,238.6	1.86	1.02	-3.50	-1.75	8.46
Mexico IPC	45,120.8	0.73	1.11	-0.63	5.42	4.58

S&P 500 Sector Indices

S&P 500 Sector Indices	Last Close	1-Day (%)	1-Week (%)	1-Month (%)	1-Year (%)	YTD (%)
Materials	317.7	0.86	0.59	-1.11	1.70	4.08
Financials	339.4	0.92	0.49	1.57	10.40	1.81
Consumer Disc.	617.0	1.25	1.39	1.22	17.02	7.73
Consumer Staples	500.9	1.10	1.56	-1.61	7.84	0.27
Energy	563.0	0.07	-0.74	-4.16	-22.10	-4.02
Healthcare	876.6	1.48	0.98	1.67	26.22	10.69
Industrials	482.8	0.96	-0.08	-1.81	2.40	-0.76
Information Tech.	718.8	0.83	0.19	-1.00	14.07	3.87
Telecom	155.2	0.83	0.11	-2.09	-2.30	1.74
Utilities	219.8	1.35	1.62	-2.30	-0.30	-8.48

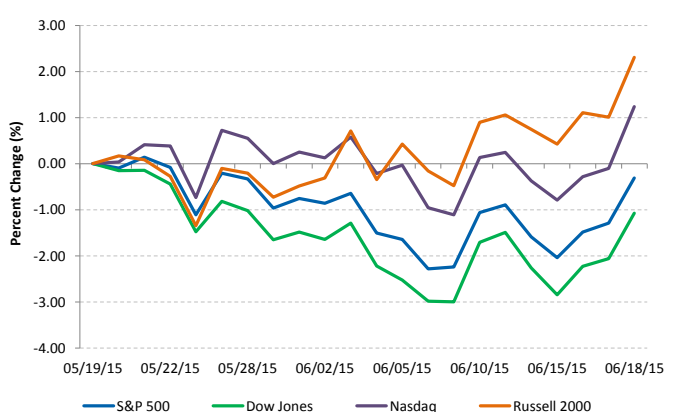
Commodities (NYMEX Front Month Contract)

Commodities (NYMEX Front Month Contract)	Last Close	1-Day (%)	1-Week (%)	1-Month (%)	1-Year (%)	YTD (%)
Gold	1,202.0	2.14	1.83	-2.09	-5.56	1.51
Silver	16.2	1.29	1.21	-8.90	-18.33	3.55
Copper	2.61	0.08	-2.36	-10.34	-14.84	-7.77
Crude Oil	60.5	0.88	-0.53	1.72	-42.96	13.48
Natural Gas	2.8	-2.73	-1.70	-7.74	-40.39	-4.11
Cotton	0.65	0.31	1.87	-0.31	-16.15	7.38
Corn	3.58	-0.35	0.42	-2.72	-18.91	-9.82
Sugar	0.12	-0.68	0.43	-8.53	-36.29	-19.49
Wheat	4.88	-0.66	-3.22	-6.47	-16.87	-17.25

Major Currencies

Major Currencies	USD	EUR	GBP	JPY	CAD	AUD
USD	1.000	0.884	0.631	123.065	1.223	1.290
EUR	1.132	1.000	0.714	139.252	1.384	1.459
GBP	1.585	1.401	1.000	195.114	1.939	2.045
JPY	0.008	0.007	0.005	1.000	0.010	0.010
CAD	0.818	0.723	0.516	100.649	1.000	1.055
AUD	0.775	0.685	0.489	0.948	0.948	1.000

Major US Indices 1-Month Trailing



Econ Calendar

Monday, June 15, 2015			
Indicator	Period	Expectation	Result
Empire Manufacturing	Jun	6.0	-2.0
Industrial Production	May	0.3%	-0.2%
Capacity Utilization	May	78.3%	78.1%
NAHB Housing Market	Jun	56	59
Net Long Term TIC Flows	Apr	-	\$53.9B

Tuesday, June 16, 2015			
Indicator	Period	Expectation	Result
Housing Starts	May	1100K	1036K
Building Permits	May	1100K	1275k

Wednesday, June 17, 2015			
Indicator	Period	Expectation	Result
MBA Mortgage Index	13-Jun	-	-5.5%
Crude Inventories	13-Jun	-	-2.676M
FOMC Rate Decision	Jun	0.25%	0.25%

Thursday, June 18, 2015			
Indicator	Period	Expectation	Result
Initial Claims	13-Jun	276K	267K
Continuing Claims	6-Jun	2259K	2222K
CPI	May	0.5%	0.4%
Core CPI	May	0.2%	0.1%
Current Account Balance	Q1	-116.7B	-113.3B
Philadelphia Fed	Jun	8.0	15.2
Leading Indicators	May	0.4%	0.7%
Natural Gas Inventories	13-Jun	-	89bcf

Friday, June 19, 2015			
Indicator	Period	Expectation	Result
No Releases Scheduled			

Source: Briefing.com

About Ipreo Analytics

Ipreo Capital Markets Services is an outsourced consultative service that serves as an extension of your team, focused on providing research, intelligence and data on the capital markets. If you have any questions, please contact Ipreo Capital Markets at CapitalMarkets@ipreo.com or 212.812.0950.

All deal data provided by Ipreo's Equity Deals Database, a comprehensive U.S. equities deals database providing quick and accurate deal information.