

# U.S. Equity Capital Markets

## Daily Market Update



Wednesday, June 24, 2015

Data as of 8:00 AM

# Ipreo Daily Market Update

## Priced Deals

Week of June 22, 2015

### Initial Public Offerings This Week (0)

Issue Date	Issuer	Ticker	Sector	Domicile	Exchange	Bookrunners	Fin. Spons.	Filed Terms		Pricing Statistics				Performance Statistics		
								Last File Range (\$)	Last Offer Amt. (\$M)	Amt. + Over. (\$M)	Offer Price (\$)	Shrs. Offered	% Primary	% Shoe Exer.	Last File/ Offer (%)	Offer/ Curr. (%)
No IPOs have priced so far this week																

### Follow-On Offerings This Week (6)

Issue Date	Issuer	Ticker	Sector	Domicile	Exchange	Bookrunners	Accel. Deal	Shelf Take.	Filed Terms		Pricing Statistics				Performance Statistics		
									Last File Range (\$)	Last Offer Amt. (\$M)	Amt. + Over. (\$M)	Offer Price (\$)	Shrs. Offered	% Primary	% Shoe Exer.	Last Sale/ Offer (%)	Offer/ Curr. (%)
6/23/15	NRG Yield, Inc.	NYLD	Utilities	United States	NYSE	GS, BAML, CITI, CS, JPM, MS, RBC		•	24.58	602.7	539.4	22.00	24.5	100.0	-2.83	-	-10.50
6/23/15	bluebird bio, Inc.	BLUE	Healthcare	United States	NASDAQ	BAML, MS, COWEN		•	174.31	400.0	500.0	170.00	2.9	100.0	-2.47	-	-2.47
6/23/15	Platform Specialty Products Corp.	PAH	Blank Check	United States	NYSE	CS, BRCLY, UBS, CITI			26.50 ↓	350.0 ↓	420.0	26.50	15.8	100.0	-0.56	-	0.00
6/23/15	CyrusOne Inc.	CONE	REIT	United States	NASDAQ	CITI, GS, MS, KEYBANC, BRCLY, JPM, DB, RBC, TDSEC, JEFFER		•	30.50	344.7	339.0	30.00	11.3	100.0	-0.27	-	-1.64
6/23/15	New Senior Investment Group Inc.	SNR	REIT	United States	NYSE	BAML, CITI, MS		•	15.25	266.9	240.6	13.75	17.5	100.0	-2.76	-	-9.84
6/23/15	GasLog Partners LP.	GLOP	Energy	Monaco	NYSE	CITI, BRCLY, MS, EVERCORE, UBS, WFC, CS, DB	•	•	25.02	187.7	179.3	23.90	7.5	100.0	-4.40	-4.39	-4.48
<b>Total:</b>											<b>2,218.3</b>				<b>Average:</b>	<b>-2.21</b>	<b>-4.39</b>

### Block Offerings This Week (1)

Issue Date	Issuer	Ticker	Sector	Domicile	Exchange	Bookrunners	Shelf Take.	Last Price (\$)	Pricing Statistics				Performance Stats		
									Amt. + Over. (\$M)	Offer Price (\$)	Shrs. Offered	% Primary	% Shoe Exer.	Re-Off. Disc. (%)	Offer/ Curr. (%)
6/23/15	Whitstone REIT	WSR	REIT	United States	NYSE	JMPSEC	•	14.19	51.6	13.75	3.8	100.0	-3.10	-1.09	
<b>Total:</b>									<b>51.6</b>				<b>Average:</b>	<b>-3.10</b>	<b>-1.09</b>

### Equity-Related Offerings This Week (1)

Issue Date	Issuer	Ticker	Sector	Domicile	Exchange	Bookrunners	Talk		Pricing Statistics				Maturity	
							Coupon (%)	Premium (%)	Amt. + Over. (\$M)	Offer Price (\$)	Coupon (%)	Premium (%)		% Shoe Exer.
6/23/15	NRG Yield, Inc.	NYLD	Utilities	United States	NYSE	GS, RBC, BAML, BRCLY, CITI, MS	3.000000	3.500000	3000	250.0	1,000.00	3.25	21.47	07/01/2020
<b>Total:</b>									<b>250.0</b>					

# Ipreo Daily Market Update

## The Pipeline

Week of June 22, 2015

### Expected Deals This Week and Next (28)

Expected Date	Issuer	Ticker	Type	Sector	Domicile	Exchange	Bookrunners	Filed Terms			Timeline	
								Curr. Amt. Filed (\$M)	Curr. Shrs. Filed (M)	Curr. File Price/Range	Initial File Date	Last Amend. File Date
w/k of 06/22/15	Tahoe Resources Inc.	TAHO	FO	Basic Materials	Canada	NYSE	MTRS, BMO	768.0 ↓	58.1	13.23 ↓	6/15/15	6/23/15
w/k of 06/29/15	Eco-Stim Energy Solutions Inc	ESES	FO	Energy	United States	NASDAQ	FBR, ROTH	30.0	-	6.99	5/29/15	6/15/15
6/23/15	CorEnergy Infrastructure Trust, Inc.	CORR	FO	REIT	United States	NYSE	BAML, WFC	75.2	11.3	6.68	6/22/15	-
6/23/15	CorEnergy Infrastructure Trust, Inc.	CORR	CVT	REIT	United States	NYSE	BAML, WFC	75.0	0.1	-	6/22/15	-
6/24/15	TransUnion	TRU	IPO	Industrials	United States	NYSE	GS, JPM, BAML, DB, RBC, WFC, CS	650.0	29.5	21 - 23	3/30/15	6/15/15
6/24/15	Milacron Holdings Corp.	MCRN	IPO	Industrials	United States	NYSE	BAML, BRCLY, JPM, RBAIRD, CS, GS	300.0	14.3	20 - 22	4/3/15	6/15/15
6/24/15	Gener8 Maritime, Inc.	GNRT	IPO	Industrials	United States	NYSE	CITI, UBS, JEFFER, EVERCORE	270.0	15.0	17 - 19	5/22/15	6/15/15
6/24/15	Wayne Farms, Inc.	WNFM	IPO	Consumer Goods	United States	NASDAQ	CITI, JPM, BMO	250.0	12.8	18 - 21	3/16/15	6/15/15
6/24/15	CNX Coal Resources LP	CNXC	IPO	Energy	United States	NYSE	BAML, WFC, CITI, JEFFER, BNKNVASC, CS, JPM, EVERCORE, BBT, GS, HUNTINVE, STIFEL, NOMURA	200.0	10.0	19 - 21	4/1/15	6/15/15
6/24/15	Glaukos Corporation	GKOS	IPO	Healthcare	United States	NYSE	JPM, BAML, GS	99.0 ↑	6.0 ↑	16 - 17 ↑	5/12/15	6/23/15
6/24/15	Lantheus Holdings, Inc.	LNTH	IPO	Healthcare	United States	NASDAQ	JEFFER, RBC, WFC	75.0	7.9	8.50 - 10.50	6/24/14	6/16/15
6/24/15	Catabasis Pharmaceuticals, Inc.	CATB	IPO	Healthcare	United States	NASDAQ	CITI, COWEN	60.2	4.3	13 - 15	5/13/15	6/11/15
6/24/15	Ritter Pharmaceuticals, Inc.	RTRR	IPO	Healthcare	United States	NASDAQ	AEGIS, CHARCAP	20.0	4.0	5.00	3/23/15	6/19/15
6/24/15	Yulong Eco-Materials, LTD	YECCO	IPO	Industrials	China	NASDAQ	AXIOM, NORTHL, VIEWTRS	15.2	2.3	6.25 - 7.25	12/19/14	4/1/15
6/25/15	Green Plains Partners LP	GPP	IPO	Energy	United States	NASDAQ	BRCLY, BAML, CS, MACQUARIE, RBC	200.0	10.0	19 - 21	5/18/15	6/16/15
6/25/15	Green Brick Partners Inc	GRBK	FO	Financials	United States	NASDAQ	CS, CITI	165.2	17.0	9.72	6/22/15	-
6/25/15	NN, Inc.	NNBR	FO	Industrials	United States	NASDAQ	KEYBANC	154.4	6.0	25.74	6/22/15	-
6/25/15	Seres Therapeutics, Inc.	MCRB	IPO	Healthcare	United States	NASDAQ	GS, BAML	100.0	6.3	15 - 17	5/27/15	6/16/15
6/25/15	Alarm.com Holdings, Inc.	ALRM	IPO	Technology	United States	NASDAQ	GS, CS, BAML	98.0	7.0	13 - 15	5/22/15	6/15/15
6/25/15	AppFolio, Inc.	APPF	IPO	Technology	United States	NASDAQ	MS, CS	80.6	6.2	12 - 14	5/18/15	6/15/15
6/25/15	Xactly Corporation	XTLY	IPO	Technology	United States	NYSE	JPM, DB, UBS	77.4	7.0	10 - 12	5/19/15	6/15/15
6/25/15	Pieris Pharmaceuticals, Inc.	PIRS	FO	Healthcare	Germany	NASDAQ	OPPEN, JMPSEC	34.5	9.6	-	6/9/15	6/17/15
6/25/15	Sotherly Hotels Inc.	SOHO	FO	REIT	United States	NASDAQ	SANDLER, JMPSEC	24.8	3.0	8.25	6/22/15	-
6/25/15	Tekla World Healthcare Fund	THW	IPO	Financials	United States	NYSE	WFC	1.0	-	20.00	3/10/15	5/28/15
6/30/15	LoanCore Realty Trust, Inc.	LCRT	IPO	Financials	United States	NYSE	DB, JPM, MS, BAML, JEFFER	300.0	15.0	20.00	5/14/15	6/22/15
6/30/15	ConformIS, Inc.	CFMS	IPO	Healthcare	United States	NASDAQ	JPM, DB	135.0	9.0	14 - 16	5/21/15	6/18/15
6/30/15	Teladoc, Inc.	TDOC	IPO	Healthcare	United States	NYSE	JPM, DB	112.0	7.0	15 - 17	5/29/15	6/18/15
7/1/15	Natera, Inc.	NTRA	IPO	Healthcare	United States	NASDAQ	MS, COWEN, PIPER	100.0	6.3	15 - 17	6/1/15	6/22/15
<b>Total:</b>								<b>4,470.5</b>				

\* Bold text indicates a deal was initially filed or amended this week

### Amended Filings This Week (2)

Amended Date	Issuer	Ticker	Type	Sector	Domicile	Exchange	Bookrunners	Filed Terms			Timeline	
								Curr. Amt. Filed (\$M)	Curr. Shrs. Filed (M)	Curr. File Price/Range	Initial File Date	Expected Date
6/22/15	Ollie's Bargain Outlet Holdings, Inc.	OLLI	IPO	Consumer Services	United States	NASDAQ	JPM, JEFFER, BAML	150.0	-	-	6/15/15	To be ann.
6/23/15	Unique Fabricating, Inc	UFAB	IPO	Consumer Goods	United States	NYSE MKT	TAGLICH, ROTH	16.9	1.9	8 - 10	11/10/14	To be ann.
<b>Total:</b>								<b>166.9</b>				

# Ipreo Daily Market Update

## The Pipeline

Week of June 22, 2015

### Initial Filings This Week (6)

Filing Date	Issuer	Ticker	Type	Sector	Domicile	Exchange	Bookrunners	Filed Terms			Timeline
								Curr. Amt. Filed (\$M)	Curr. Shrs. Filed (M)	Curr. File Price/Range	Expected Date
6/22/15	Hennessy Capital Acquisition Corp. II	HCACU	IPO	Blank Check	United States	NASDAQ	UBS, CFCS, BMO	175.0	17.5	10.00	To be ann.
6/22/15	Planet Fitness, Inc.	PLNT	IPO	Consumer Services	United States	NYSE	JPM, BAML, JEFFER, CS	100.0	-	-	To be ann.
6/22/15	Benitec Biopharma Limited.	BNTC	FO	Healthcare	Australia	NASDAQ	BMO	70.0	-	-	To be ann.
6/23/15	Oressa Limited	ORES	IPO	Industrials	United Kingdom	NYSE	CITI	100.0	-	-	To be ann.
6/23/15	Freeport-McMoRan Oil & Gas Inc.	FMOG	IPO	Energy	United States	To be ann.	BRCLY	100.0	-	-	To be ann.
6/24/15	SunEdison Semiconductor LTD	SEMI	FO	Technology	Singapore	NASDAQ	DB, GS	335.1	15.9	21.03	To be ann.
<b>Total:</b>								<b>880.1</b>			

### Shelf Filings This Week (4)

Filing Date	Issuer	Ticker	Type	Sector	Domicile	Exchange	Type	Filed Terms		
								Curr. Amt. Filed (\$M)	Curr. Shrs. Filed (M)	Curr. File Price/Range
6/22/15	Aoxing Pharmaceutical Company, Inc.	AXN	FO	Healthcare	United States	NYSE	Universal	50.0	-	-
6/23/15	FS Investment Corporation	FSIC	FO	Financials	United States	NYSE	Universal	1,500.0	-	-
6/23/15	Alcentra Capital Corp.	ABDC	FO	Financials	United States	NASDAQ	Universal	250.0	-	-
6/23/15	Ekso Bionics Holdings, Inc.	EKSO	FO	Technology	United States	OTCBB	Universal	75.0	-	-
<b>Total:</b>								<b>1,875.0</b>		

\* Shelf filings over \$50M

### Withdrawn or Postponed Deals This Week (0)

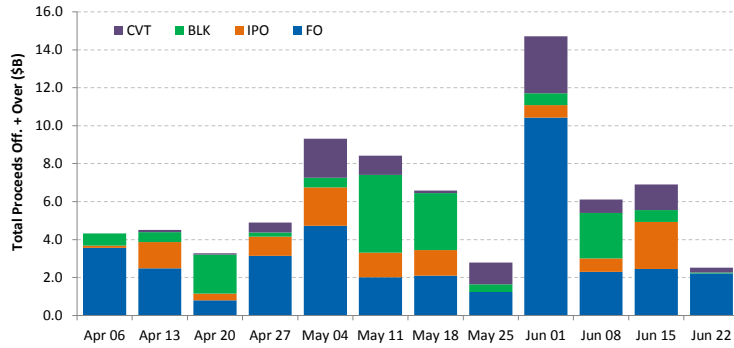
W/P Date	Issuer	Ticker	Type	Sector	Domicile	Exchange	Bookrunners	Filed Terms		
								Curr. Amt. Filed (\$M)	Curr. Shrs. Filed (M)	Reason
No Withdrawn or Postponed deals this week										

# Ipreo Daily Market Update

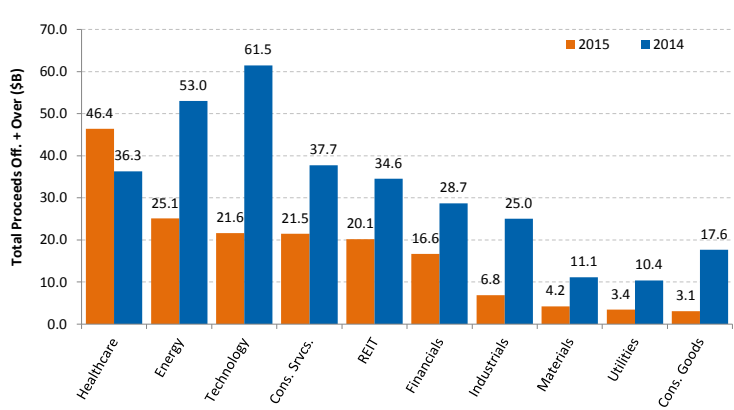
## Market Summary

Week of June 22, 2015

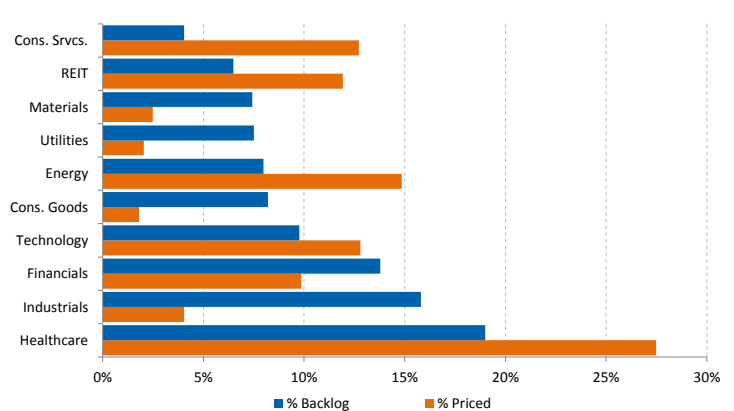
### Trailing 12-Week US Proceeds by Deal Type



### YoY Total US Issuance by Industry



### YTD US Priced vs. Backlog



### Market Summary

Major Indices	Last Close	1-Day (%)	1-Week (%)	1-Month (%)	1-Year (%)	YTD (%)
S&P 500	2,124.2	0.06	1.33	-0.09	8.23	3.17
Dow Jones	18,144.1	0.13	1.34	-0.48	7.13	1.80
NASDAQ	5,160.1	0.12	2.07	1.39	18.12	8.95
Russell 2000	1,295.8	0.26	2.07	3.48	9.35	7.56
FTSE 100	6,834.9	0.13	1.86	-2.80	0.50	4.09
DAX	11,542.5	0.72	4.51	-2.31	16.35	17.71
Nikkei 225	20,809.4	1.87	2.72	2.69	35.40	19.25
Hang Seng	27,333.5	0.93	2.89	-2.36	19.86	15.80
Brazil Bovespa	53,772.4	-0.17	0.13	-1.11	-0.81	7.53
Mexico IPC	45,454.2	0.51	1.64	1.29	5.91	5.35

### S&P 500 Sector Indices

Sector	Last Close	1-Day (%)	1-Week (%)	1-Month (%)	1-Year (%)	YTD (%)
Materials	315.8	-0.28	0.64	-1.32	0.53	3.43
Financials	339.7	0.29	0.89	1.73	10.04	1.92
Consumer Disc.	620.8	0.38	2.35	1.82	18.28	8.39
Consumer Staples	499.8	-0.46	1.42	-0.96	7.90	0.05
Energy	565.3	0.31	0.33	-3.11	-23.31	-3.64
Healthcare	884.0	0.20	2.45	2.20	26.21	11.61
Industrials	482.3	-0.19	1.08	-1.35	2.35	-0.87
Information Tech.	718.1	-0.03	0.95	-1.22	14.28	3.78
Telecom	157.0	1.35	2.03	-0.51	-1.66	2.94
Utilities	214.2	-1.37	-0.28	-4.92	-2.75	-10.79

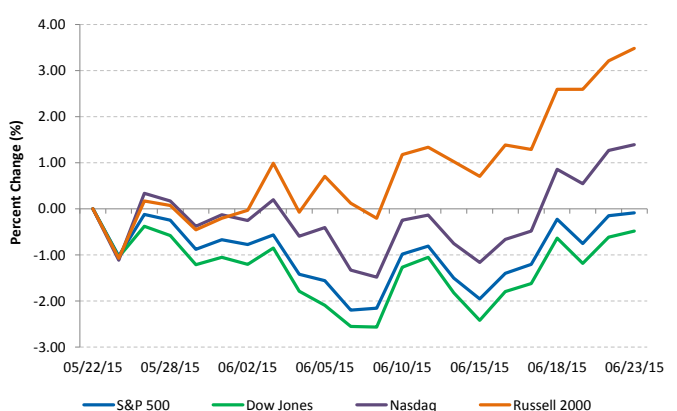
### Commodities (NYMEX Front Month Contract)

Commodity	Last Close	1-Day (%)	1-Week (%)	1-Month (%)	1-Year (%)	YTD (%)
Gold	1,176.6	-0.63	-0.36	-2.28	-10.76	-0.63
Silver	15.7	-2.51	-1.43	-7.71	-24.76	0.88
Copper	2.61	1.79	-0.10	-7.04	-17.03	-7.52
Crude Oil	61.0	1.04	1.73	2.16	-42.54	14.53
Natural Gas	2.7	-0.26	-5.81	-5.58	-38.69	-5.87
Cotton	0.65	-0.39	-0.65	1.97	-16.90	7.10
Corn	3.68	2.08	3.81	2.08	-17.32	-7.43
Sugar	0.12	-1.42	0.77	-4.39	-37.09	-18.94
Wheat	5.27	4.15	7.83	2.28	-9.10	-10.64

### Major Currencies

Currency	USD	EUR	GBP	JPY	CAD	AUD
USD	1.000	0.892	0.634	123.755	1.229	1.291
EUR	1.121	1.000	0.711	138.732	1.378	1.447
GBP	1.577	1.407	1.000	195.168	1.939	2.036
JPY	0.008	0.007	0.005	1.000	0.010	0.010
CAD	0.814	0.726	0.516	100.680	1.000	1.050
AUD	0.775	0.691	0.491	0.952	0.952	1.000

### Major US Indices 1-Month Trailing



### Econ Calendar

Monday, June 22, 2015			
Indicator	Period	Expectation	Result
Existing Home Sales	May	5.26M	5.35M

Tuesday, June 23, 2015			
Indicator	Period	Expectation	Result
Durable Orders	May	-0.5%	-1.8%
Durable Goods -ex trans.	May	0.6%	0.5%
FHFA Housing Price Index	Apr	-	0.3%
New Home Sales	May	525K	546k

Wednesday, June 24, 2015			
Indicator	Period	Expectation	Result
MBA Mortgage Index	6/20	-	1.6%
GDP - 3rd Estimate	Q1	-0.2%	-0.2%
GDP Deflator-3rd Estimate	Q1	-0.1%	0.0%
Crude Inventories	6/20	-	-

Thursday, June 25, 2015			
Indicator	Period	Expectation	Result
Initial Claims	6/20	271K	-
Continuing Claims	6/13	2210K	-
Personal Income	May	0.5%	-
Personal Spending	May	0.7%	-
PCE Prices - Core	May	0.1%	-
Natural Gas Inventories	6/20	-	-

Friday, June 26, 2015			
Indicator	Period	Expectation	Result
Mich. Sentiment - Final	Jun	94.8	-

Source: Briefing.com

### About Ipreo Analytics

Ipreo Capital Markets Services is an outsourced consultative service that serves as an extension of your team, focused on providing research, intelligence and data on the capital markets. If you have any questions, please contact Ipreo Capital Markets at [CapitalMarkets@ipreo.com](mailto:CapitalMarkets@ipreo.com) or 212.812.0950.

All deal data provided by Ipreo's Equity Deals Database, a comprehensive U.S. equities deals database providing quick and accurate deal information.