

U.S. Equity Capital Markets

Daily Market Update



Monday, August 10, 2015

Data as of 8:00 AM

Ipreo Daily Market Update

Priced Deals

Week of August 10, 2015

Initial Public Offerings This Week (0)

Issue Date	Issuer	Ticker	Sector	Domicile	Exchange	Bookrunners	Fin. Spons.	Filed Terms		Pricing Statistics				Performance Statistics		
								Last File Range (\$)	Last Offer Amt. (\$M)	Amt. + Over. (\$M)	Offer Price (\$)	Shrs. Offered	% Primary	Shoe Exer.	Last File/ Offer (%)	Offer/ Curr. (%)

No IPOs have priced so far this week

Follow-On Offerings This Week (0)

Issue Date	Issuer	Ticker	Sector	Domicile	Exchange	Bookrunners	Accel. Deal	Shelf Take.	Filed Terms		Pricing Statistics				Performance Statistics		
									Last File Range (\$)	Last Offer Amt. (\$M)	Amt. + Over. (\$M)	Offer Price (\$)	Shrs. Offered	% Primary	Shoe Exer.	Last Sale/ Offer (%)	Offer/ Curr. (%)

No Follow-Ons have priced so far this week

Block Offerings This Week (0)

Issue Date	Issuer	Ticker	Sector	Domicile	Exchange	Bookrunners	Shelf Take.	Last Price (\$)	Pricing Statistics				Performance Stats	
									Amt. + Over. (\$M)	Offer Price (\$)	Shrs. Offered	% Primary	Shoe Exer.	Re-Off. (%)

No Blocks have priced this week

Equity-Related Offerings This Week (0)

Issue Date	Issuer	Ticker	Sector	Domicile	Exchange	Bookrunners	Talk		Pricing Statistics				
							Coupon (%)	Premium (%)	Amt. + Over. (\$M)	Offer Price (\$)	Coupon (%)	Premium (%)	Shoe Exer.

No Converts have priced this week

Ipreo Daily Market Update

The Pipeline

Week of August 10, 2015

Expected Deals This Week and Next (7)

Expected Date	Issuer	Ticker	Type	Sector	Domicile	Exchange	Bookrunners	Filed Terms			Timeline	
								Curr. Amt. Filed (\$M)	Curr. Shrs. Filed (M)	Curr. File Price/Range	Initial File Date	Last Amend. File Date
w/k of 08/10/15	GC Aesthetics plc	GCAA	IPO	Healthcare	Ireland	NASDAQ	BAML, DB, COWEN	74.9	5.4	13 - 15	6/24/15	7/27/15
w/k of 08/10/15	E-compass Acquisition Corp.	ECACU	IPO	Blank Check	China	NASDAQ	CFCO	40.0	4.0	10.00	5/11/15	-
08/11/2015	Global Blood Therapeutics, Inc.	GBT	IPO	Healthcare	United States	NASDAQ	MS, GS	102.0	6.0	16 - 18	7/8/15	7/31/15
08/11/2015	Conifer Holdings, Inc.	CNFR	IPO	Financials	United States	NASDAQ	BMO, RAYMND	55.2	4.6	11 - 13	7/2/15	7/30/15
08/12/2015	Houlihan Lokey, Inc.	HLI	IPO	Financials	United States	NYSE	BAML, GS, UBS, STFL, HLCAP	300.4	13.1	22 - 24	7/10/15	8/3/15
08/12/2015	Cyren Ltd	CYRN	FO	Technology	Israel	NASDAQ	CRAIGHAL	10.0	-	2.05	8/6/15	-
08/13/2015	Boxlight Corp	BOXL	IPO	Consumer Goods	United States	NASDAQ	AEGIS	20.0	1.8	10 - 12	6/8/15	7/28/15
Total:								602.5				

Amended Filings This Week (1)

Amended Date	Issuer	Ticker	Type	Sector	Domicile	Exchange	Bookrunners	Filed Terms			Timeline	
								Curr. Amt. Filed (\$M)	Curr. Shrs. Filed (M)	Curr. File Price/Range	Initial File Date	Expected Date
8/10/15	Gores Holdings, Inc.	-	IPO	Blank Check	United States	NASDAQ	DB	350.0 ↓	35.0 ↓	10.00	7/17/15	To be ann.
Total:								350.0				

Initial Filings This Week (1)

Filing Date	Issuer	Ticker	Type	Sector	Domicile	Exchange	Bookrunners	Filed Terms			Timeline
								Curr. Amt. Filed (\$M)	Curr. Shrs. Filed (M)	Curr. File Price/Range	Expected Date
8/10/15	CareTrust REIT, Inc.	CTRE	FO	REIT	United States	NASDAQ	KEYBANC, RAYMND, BMO, BRCLY, RBC	174.8	14.2	12.31	To be ann.
Total:								174.8			

Shelf Filings This Week (0)

Filing Date	Issuer	Ticker	Type	Sector	Domicile	Exchange	Type	Filed Terms		
								Curr. Amt. Filed (\$M)	Curr. Shrs. Filed (M)	Curr. File Price/Range
<i>No Shelf Filings this week</i>										

Withdrawn or Postponed Deals This Week (0)

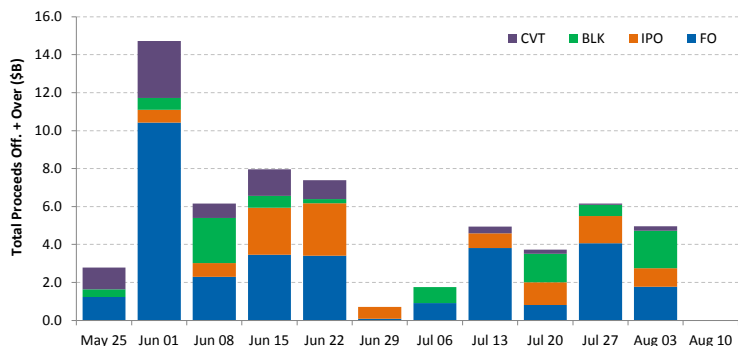
W/P Date	Issuer	Ticker	Type	Sector	Domicile	Exchange	Bookrunners	Filed Terms		
								Curr. Amt. Filed (\$M)	Curr. Shrs. Filed (M)	Reason
<i>No Withdrawn or Postponed deals this week</i>										

Ipreo Daily Market Update

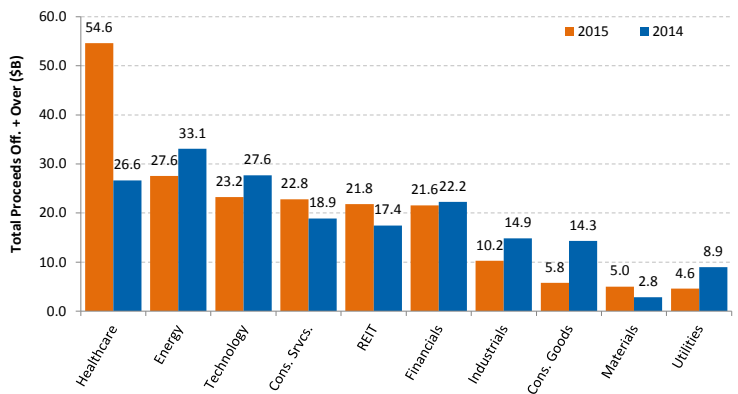
Market Summary

Week of August 10, 2015

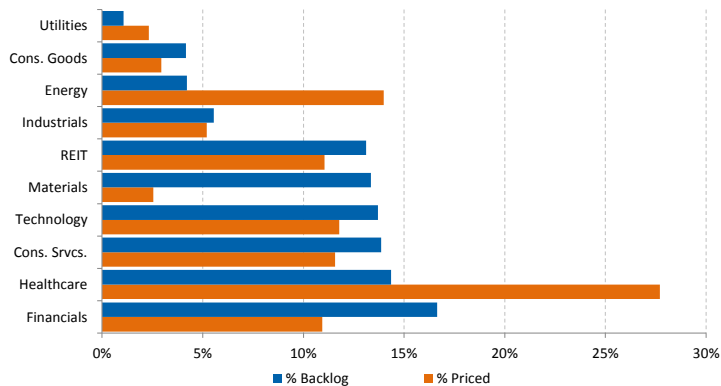
Trailing 12-Week US Proceeds by Deal Type



YoY Total US Issuance by Industry



YTD US Priced vs. Backlog



Market Summary

Major Indices	Last Close	1-Day (%)	1-Week (%)	1-Month (%)	1-Year (%)	YTD (%)
S&P 500	2,077.6	-0.29	-1.25	-0.18	8.80	0.91
Dow Jones	17,373.4	-0.27	-1.79	-2.27	6.14	-2.52
NASDAQ	5,043.5	-0.26	-1.65	0.92	16.35	6.49
Russell 2000	1,206.9	-0.74	-2.57	-3.30	7.78	0.18
FTSE 100	6,718.5	-0.42	0.33	4.45	1.84	2.32
DAX	11,490.8	-0.81	1.61	7.62	27.13	17.19
Nikkei 225	20,724.6	0.29	0.68	1.71	36.06	18.76
Hang Seng	24,552.5	0.73	-0.34	-1.69	0.68	4.01
Brazil Bovespa	48,577.3	-2.87	-4.50	-7.20	-13.55	-2.86
Mexico IPC	44,862.1	-0.13	0.24	-0.35	1.69	3.98

S&P 500 Sector Indices

S&P 500 Sector Indices	Last Close	1-Day (%)	1-Week (%)	1-Month (%)	1-Year (%)	YTD (%)
Materials	283.5	-1.41	-1.64	-5.71	-7.70	-7.13
Financials	338.4	0.04	-0.13	2.18	13.52	1.53
Consumer Disc.	620.5	-0.08	-2.41	0.70	19.78	8.33
Consumer Staples	514.0	-0.62	-0.24	1.86	15.04	2.88
Energy	490.4	-1.86	-3.48	-9.89	-29.13	-16.41
Healthcare	869.8	-0.24	-1.68	0.16	25.68	9.83
Industrials	462.3	-0.51	-1.02	-1.43	4.28	-4.98
Information Tech.	703.8	0.04	-1.15	1.35	11.24	1.72
Telecom	149.8	-0.34	-1.26	-3.32	-4.37	-1.80
Utilities	225.2	1.25	0.89	2.10	9.30	-6.22

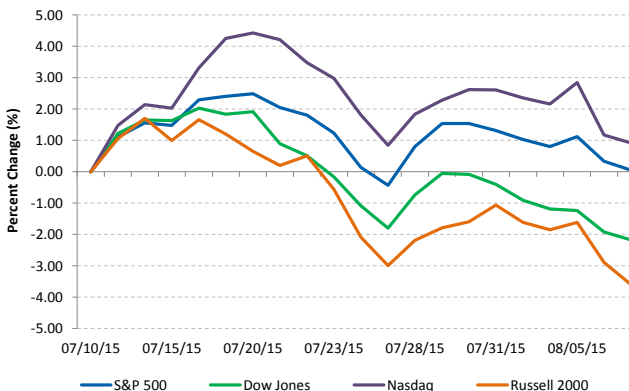
Commodities (NYMEX Front Month Contract)

Commodities	Last Close	1-Day (%)	1-Week (%)	1-Month (%)	1-Year (%)	YTD (%)
Gold	1,094.1	0.37	-0.09	-5.08	-16.64	-7.60
Silver	14.8	0.98	0.52	-0.99	-25.86	-4.99
Copper	2.33	-0.36	-1.31	-4.66	-26.56	-17.45
Crude Oil	43.9	-1.77	-6.90	-16.17	-54.93	-17.65
Natural Gas	2.8	-0.53	3.02	3.02	-27.81	-3.38
Cotton	0.62	-0.75	-3.77	-6.32	-3.48	2.52
Corn	3.84	0.85	0.66	-9.33	3.37	-3.34
Sugar	0.11	-0.37	-4.31	-13.54	-33.58	-26.58
Wheat	5.11	0.69	2.25	-12.77	-9.08	-13.44

Major Currencies

Major Currencies	USD	EUR	GBP	JPY	CAD	AUD
USD	1.000	0.914	0.647	124.735	1.317	1.359
EUR	1.094	1.000	0.708	136.479	1.441	1.487
GBP	1.546	1.413	1.000	192.859	2.036	2.102
JPY	0.008	0.007	0.005	1.000	0.011	0.011
CAD	0.759	0.694	0.491	94.713	1.000	1.032
AUD	0.736	0.672	0.476	0.969	0.969	1.000

Major US Indices 1-Month Trailing



Econ Calendar

Monday, August 10, 2015			
Indicator	Period	Expectation	Result
No Releases Scheduled			

Tuesday, August 11, 2015			
Indicator	Period	Expectation	Result
Productivity-Prel	Q2	1.4%	
Unit Labor Costs- Prel	Q2	-0.1%	
Wholesales Inventories	Jun	N/A	

Wednesday, August 12, 2015			
Indicator	Period	Expectation	Result
MBA Mortgage Index	8-Aug	N/A	
JOLTS- Job Openings	Jun	N/A	
Crude Inventories	8-Aug	N/A	
Treasury Budget	Jul	-\$149.0B	

Thursday, August 13, 2015			
Indicator	Period	Expectation	Result
Initial Claims	8-Aug	273K	
Continuing Claims	1-Aug	2247K	
Retail Sales	Jul	0.5%	
Retail Sales ex-auto	Jul	0.5%	
Export Prices ex-ag	Jul	N/A	
Import Prices ex-oil	Jul	N/A	
Business Inventories	Jun	0.30%	
Natural Gas Inventories	8-Aug	N/A	

Friday, August 14, 2015			
Indicator	Period	Expectation	Result
PPI	Jul	0.1%	
Core PPI	Jul	0.1%	
Industrial Production	Jul	0.3%	
Capacity Utilization	Jul	78	
Mich Sentiment	Aug	93.9	

Source: Briefing.com

About Ipreo Analytics

Ipreo Capital Markets Services is an outsourced consultative service that serves as an extension of your team, focused on providing research, intelligence and data on the capital markets. If you have any questions, please contact Ipreo Capital Markets at CapitalMarkets@ipreo.com or 212.812.0950.

All deal data provided by Ipreo's Equity Deals Database, a comprehensive U.S. equities deals database providing quick and accurate deal information.