

# U.S. Equity Capital Markets

## Daily Market Update



Thursday, August 20, 2015

Data as of 8:00 AM

# Ipreo Daily Market Update

## Priced Deals

Week of August 17, 2015

### Initial Public Offerings This Week (0)

Issue Date	Issuer	Ticker	Sector	Domicile	Exchange	Bookrunners	Fin. Spons.	Filed Terms		Pricing Statistics				Performance Statistics		
								Last File Range (\$)	Last Offer Amt. (\$M)	Amt. + Over. (\$M)	Offer Price (\$)	Shrs. Offered	% Primary	% Shoe Exer.	Last File/ Offer (%)	Offer/ Curr. (%)

No IPOs have priced so far this week

### Follow-On Offerings This Week (3)

Issue Date	Issuer	Ticker	Sector	Domicile	Exchange	Bookrunners	Accel. Deal	Shelf Take.	Filed Terms		Pricing Statistics				Performance Statistics			
									Last File Range (\$)	Last Offer Amt. (\$M)	Amt. + Over. (\$M)	Offer Price (\$)	Shrs. Offered	% Primary	% Shoe Exer.	Last Sale/ Offer (%)	Offer/ Curr. (%)	Last File/ Offer (%)
8/18/15	AerCap Holdings N.V.	AER	Consumer Services	Netherlands	NYSE	CITI, GS	•	•	48.01	512.6	508.3	47.60	10.7	0.0	-0.85	-1.87	-0.85	
8/18/15	MediciNova Inc.	MNOV	Healthcare	United States	NASDAQ	LADENBURG		•	3.52	17.6	17.5	3.50	5.0	100.0	-0.57	-3.43	-0.57	
8/18/15	Benitec Biopharma Limited.	BNTC	Healthcare	Australia	NASDAQ	MAXIM			10.00	15.0	13.8	9.21	1.5	100.0	0.00	-11.40	-7.90	
<b>Total:</b>											<b>539.6</b>				<b>Average:</b>	<b>-0.47</b>	<b>-5.57</b>	

### Block Offerings This Week (3)

Issue Date	Issuer	Ticker	Sector	Domicile	Exchange	Bookrunners	Shelf Take.	Last Price (\$)	Pricing Statistics				Performance Stats		
									Amt. + Over. (\$M)	Offer Price (\$)	Shrs. Offered	% Primary	% Shoe Exer.	Re-Off. Disc. (%)	Offer/ Curr. (%)
8/17/15	Aramark	ARMK	Industrials	United States	NYSE	CS	•	32.49	703.3	31.30	22.5	0.0	-3.66	7.00	
8/19/15	UDR, Inc.	UDR	REIT	United States	NYSE	CS	•	35.67	101.9	35.15	2.9	100.0	-1.46	-0.20	
8/19/15	ORBCOMM Inc.	ORBC	Technology	United States	NASDAQ	RAYMND	•	5.9	22.5	5.75	3.9	0.0	-2.54	4.35	
<b>Total:</b>									<b>827.7</b>				<b>Average:</b>	<b>-2.55</b>	<b>3.72</b>

### Equity-Related Offerings This Week (1)

Issue Date	Issuer	Ticker	Sector	Domicile	Exchange	Bookrunners	Talk		Pricing Statistics				Maturity
							Coupon (%)	Premium (%)	Amt. + Over. (\$M)	Offer Price (\$)	Coupon (%)	Premium (%)	
8/18/15	SunEdison, Inc.	SUNE	Technology	United States	NYSE	GS, BAML, DB, MS, JPM, MACQUARIE	6.75-7.25	15.0-20.0	650.0	1,000.00	6.75	20.00	Perpetual
<b>Total:</b>									<b>650.0</b>				

# Ipreo Daily Market Update

## The Pipeline

Week of August 17, 2015

### Expected Deals This Week and Next (0)

Expected Date	Issuer	Ticker	Type	Sector	Domicile	Exchange	Bookrunners	Filed Terms			Timeline	
								Curr. Amt. Filed (\$M)	Curr. Shrs. Filed (M)	Curr. File Price/Range	Last Amend. Initial File Date	File Date

No Expected deals this week

### Amended Filings This Week (1)

Amended Date	Issuer	Ticker	Type	Sector	Domicile	Exchange	Bookrunners	Filed Terms			Timeline	
								Curr. Amt. Filed (\$M)	Curr. Shrs. Filed (M)	Curr. File Price/Range	Initial File Date	Expected Date
8/17/15	Blue Calypso, Inc.	-	FO	Consumer Services	United States	NASDAQ	MAXIM	10.0	1.9	-	5/26/15	To be ann.
<b>Total:</b>								<b>10.0</b>				

### Initial Filings This Week (8)

Filing Date	Issuer	Ticker	Type	Sector	Domicile	Exchange	Bookrunners	Filed Terms			Timeline	
								Curr. Amt. Filed (\$M)	Curr. Shrs. Filed (M)	Curr. File Price/Range	Expected Date	
8/17/15	Surgery Partners, Inc.	SGRY	IPO	Healthcare	United States	NASDAQ	BAML, GS, JEFFER, CITI, MS, CS, RAYMND, RBC	431.3	-	-	-	To be ann.
8/17/15	REGENXBIO, Inc.	RGNX	IPO	Healthcare	United States	NASDAQ	MS, BAML, PIPER	100.0	-	-	-	To be ann.
8/17/15	Petco Holdings, Inc.	-	IPO	Consumer Services	United States	To be ann.	GS, BAML, JPM, CS, DB, MS, WFC	100.0	-	-	-	To be ann.
8/17/15	Aclaris Therapeutics, Inc.	ACRS	IPO	Healthcare	United States	NASDAQ	JEFFER, CITI	86.3	-	-	-	To be ann.
8/17/15	Pacific Special Acquisition Corp.	PAACU	IPO	Blank Check	United States	NASDAQ	EARLYBD	50.0	5.0	10.00	-	w/k of 09/07/15
8/17/15	SynCardia Systems, Inc.	TAHT	IPO	Healthcare	United States	NASDAQ	ROTH	40.0	-	-	-	To be ann.
8/18/15	SiteOne Landscape Supply, Inc.	SITE	IPO	Consumer Services	United States	To be ann.	DB, GS, UBS	100.0	-	-	-	To be ann.
8/18/15	COPsync, Inc.	-	FO	Technology	United States	NASDAQ	MAXIM	17.3	-	-	-	To be ann.
<b>Total:</b>								<b>924.8</b>				

### Shelf Filings This Week (3)

Filing Date	Issuer	Ticker	Type	Sector	Domicile	Exchange	Type	Filed Terms		
								Curr. Amt. Filed (\$M)	Curr. Shrs. Filed (M)	Curr. File Price/Range
8/17/15	MRI Interventions, Inc.	MRIC	FO	Healthcare	United States	OTCBB	Universal	50.0	-	-
8/18/15	McJunkin Corp.	MRC	FO	Energy	United States	NYSE	Common Stock	256.2	20.3	12.62
8/19/15	Sandstorm Gold, LTD	SAND	FO	Basic Materials	Canada	NYSE MKT	Universal	150.0	-	-
<b>Total:</b>								<b>456.2</b>		

\* Shelf filings over \$50M

### Withdrawn or Postponed Deals This Week (1)

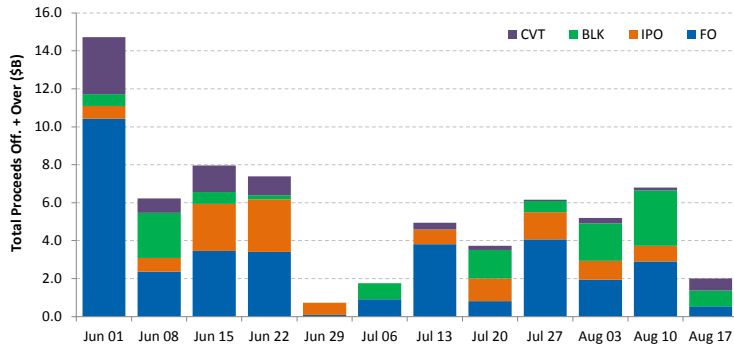
W/P Date	Issuer	Ticker	Type	Sector	Domicile	Exchange	Bookrunners	Filed Terms		
								Curr. Amt. Filed (\$M)	Curr. Shrs. Filed (M)	Reason
8/17/15	SunGard	-	IPO	Technology	United States	To be ann.	JPM, GS, BRCLY, DB, CS, BAML, CITI, MS, RBC, UBS, WFC	100.0	-	Undisclosed
<b>Total:</b>								<b>100.0</b>		

# Ipreo Daily Market Update

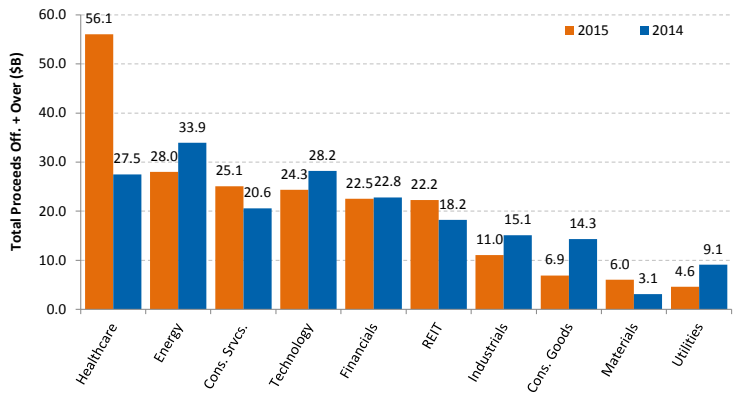
## Market Summary

Week of August 17, 2015

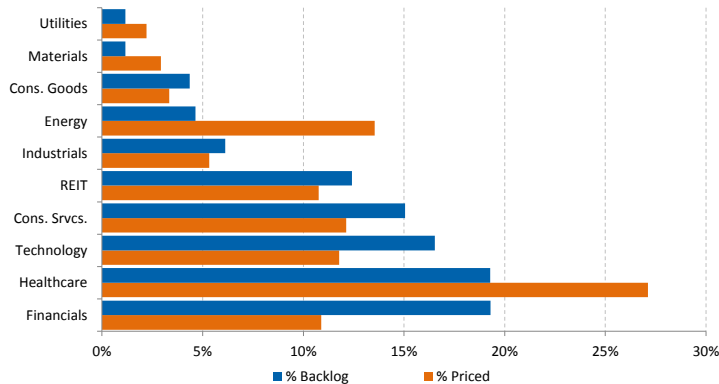
Trailing 12-Week US Proceeds by Deal Type



YoY Total US Issuance by Industry



YTD US Priced vs. Backlog



Market Summary

Major Indices	Last Close	1-Day (%)	1-Week (%)	1-Month (%)	1-Year (%)	YTD (%)
S&P 500	2,079.6	-0.83	-0.31	-2.21	4.95	1.01
Dow Jones	17,348.7	-0.93	-0.31	-4.08	2.54	-2.66
NASDAQ	5,019.1	-0.80	-0.50	-3.67	10.86	5.98
Russell 2000	1,203.0	-0.98	-0.50	-5.06	3.48	-0.14
FTSE 100	6,403.5	-1.88	-2.55	-5.49	-5.54	-2.48
DAX	10,682.2	-2.14	-2.22	-8.49	14.44	8.94
Nikkei 225	20,222.6	-1.61	-0.83	-2.07	30.89	15.88
Hang Seng	23,167.9	-1.31	-3.13	-8.84	-7.78	-1.85
Brazil Bovespa	46,588.4	-1.82	-3.72	-10.99	-20.29	-6.84
Mexico IPC	43,473.7	-0.91	-1.27	-4.09	-3.31	0.76

S&P 500 Sector Indices

Sector	Last	1-Day (%)	1-Week (%)	1-Month (%)	1-Year (%)	YTD (%)
Materials	282.6	-1.24	-1.13	-5.50	-10.96	-7.44
Financials	336.8	-0.86	0.23	-1.47	9.51	1.05
Consumer Disc.	626.3	-0.23	1.53	-0.25	15.84	9.36
Consumer Staples	506.7	-1.01	-1.54	-1.48	9.86	1.43
Energy	489.8	-2.79	-4.72	-7.92	-30.75	-16.51
Healthcare	874.2	-0.43	0.47	-1.73	20.34	10.38
Industrials	464.7	-0.96	-0.14	-1.95	0.36	-4.48
Information Tech.	702.5	-0.85	-0.59	-3.48	6.49	1.53
Telecom	151.9	0.00	0.12	-1.65	-3.70	-0.44
Utilities	231.8	0.42	1.31	5.32	8.14	-3.46

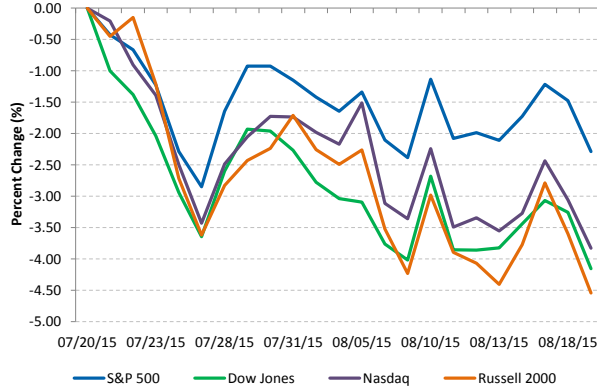
Commodities (NYMEX Front Month Contract)

Commodity	Last	1-Day (%)	1-Week (%)	1-Month (%)	1-Year (%)	YTD (%)
Gold	1,127.9	0.98	0.38	-0.35	-13.02	-4.75
Silver	15.2	2.63	-1.92	2.33	-21.81	-2.69
Copper	2.28	-0.48	-3.15	-8.81	-26.31	-19.45
Crude Oil	41.3	-3.17	-4.69	-18.90	-55.56	-22.53
Natural Gas	2.7	0.44	-7.34	-5.37	-29.95	-6.22
Cotton	0.67	-0.15	2.84	2.01	3.69	10.39
Corn	3.79	0.33	2.85	-9.93	1.68	-4.66
Sugar	0.11	-1.30	0.47	-11.45	-31.54	-27.07
Wheat	5.00	0.25	1.57	-9.75	-10.47	-15.22

Major Currencies

Currency	USD	EUR	GBP	JPY	CAD	AUD
USD	1.000	0.896	0.640	123.935	1.316	1.370
EUR	1.116	1.000	0.714	138.257	1.469	1.528
GBP	1.562	1.401	1.000	193.642	2.057	2.140
JPY	0.008	0.007	0.005	1.000	0.011	0.011
CAD	0.760	0.681	0.486	94.145	1.000	1.041
AUD	0.730	0.654	0.467	0.961	0.961	1.000

Major US Indices 1-Month Trailing



Econ Calendar

Monday, August 17, 2015			
Indicator	Period	Expectation	Result
Empire Manufacturing	August	5.0	3.9
NAHB Housing Market Index	August	61.0	60
Net Long-Term TIC Flows	June	NA	\$93.0B

Tuesday, August 18, 2015			
Indicator	Period	Expectation	Result
Housing Starts	July	1200K	1174K
Building Permits	July	1257K	1343K

Wednesday, August 19, 2015			
Indicator	Period	Expectation	Result
MBA Mortgage Index	15-Aug	NA	
CPI	July	0.2%	0.1%
Core CPI	July	0.2%	0.1%
Crude Inventories	15-Aug	NA	2.62M
FOMC Minutes	29-Jul	NA	

Thursday, August 20, 2015			
Indicator	Period	Expectation	Result
Initial Claims	15-Aug	272K	
Continuing Claims	8-Aug	2265K	
Existing Home Sales	July	5.42M	
Philadelphia Fed	August	7.0	
Leading Indicators	July	0.2%	
Natural Gas Inventories	15-Aug	NA	

Friday, August 21, 2015			
Indicator	Period	Expectation	Result

Source: Briefing.com

### About Ipreo Analytics

Ipreo Capital Markets Services is an outsourced consultative service that serves as an extension of your team, focused on providing research, intelligence and data on the capital markets. If you have any questions, please contact Ipreo Capital Markets at [CapitalMarkets@ipreo.com](mailto:CapitalMarkets@ipreo.com) or 212.812.0950.

All deal data provided by Ipreo's Equity Deals Database, a comprehensive U.S. equities deals database providing quick and accurate deal information.