

U.S. Equity Capital Markets

Daily Market Update



Thursday, August 6, 2015

Data as of 8:00 AM

Ipreo Daily Market Update

Priced Deals

Week of August 3, 2015

Initial Public Offerings This Week (5)

Issue Date	Issuer	Ticker	Sector	Domicile	Exchange	Bookrunners	Fin. Spons.	Filed Terms		Pricing Statistics				Performance Statistics		
								Last File Range (\$)	Last Offer Amt. (\$M)	Amt. + Over. (\$M)	Offer Price (\$)	Shrs. Offered	% Primary	Shoe Exer.	Last File/ Offer (%)	Offer/ Curr. (%)
8/4/15	Amplify Snack Brands, Inc.	BETR	Consumer Goods	United States	NYSE	GS, JEFFER, CS, SUNTCAP	•	14 - 16	225.0	270.0	18.00	15.0	0.0	20.00	-10.33	Above
8/4/15	SunRun, Inc.	RUN	Utilities	United States	NASDAQ	CS, GS, MS, BAML, RBC	•	13 - 15	250.6	250.6	14.00	17.9	97.7	0.00	-23.07	Within
8/6/15	Planet Fitness, Inc.	PLNT	Consumer Services	United States	NYSE	JPM, BAML, JEFFER, CS, GUGGEN, RBAIRD, WBLAIR, PIPER	•	14 - 16	202.5	216.0	16.00	13.5	67.6	6.67	-	Within
8/5/15	Aimmune Therapeutics, Inc.	AIMT	Healthcare	United States	NASDAQ	BAML, CS, PIPER	•	14 - 16	125.0	160.0	16.00	10.0	100.0	6.67	-	Within
8/4/15	Zynerba Pharmaceuticals, Inc.	ZYNE	Healthcare	United States	NASDAQ	JEFFER, PIPER	•	-	57.5	42.0	14.00	3.0	100.0	-	16.07	-
Total:										938.6				Average:	8.33	-5.78

Follow-On Offerings This Week (9)

Issue Date	Issuer	Ticker	Sector	Domicile	Exchange	Bookrunners	Accel. Deal	Shelf Take.	Filed Terms		Pricing Statistics				Performance Statistics		
									Last File Range (\$)	Last Offer Amt. (\$M)	Amt. + Over. (\$M)	Offer Price (\$)	Shrs. Offered	% Primary	Shoe Exer.	Last Sale/ Offer (%)	Offer/ Curr. (%)
8/6/15	Summit Materials, Inc	SUM	Industrials	United States	NYSE	CITI, GS, BAML, DB, RBC, BRCLY			24.92 ↓	436.1 ↓	502.1	25.75	19.5	100.0	218.29	-	3.33
8/6/15	Medical Properties Trust, Inc.	MPW	REIT	United States	NYSE	GS, JPM, BAML, BRCLY, CREDITAG, CS, KEYBANC		•	13.47	589.3	306.3	12.25	25.0	100.0	-3.16	-	-9.06
8/4/15	Integra LifeSciences Holdings Corp.	IART	Healthcare	United States	NASDAQ	JPM, WFC, RBC	•	•	64.08	200.0	201.3	61.00	3.3	100.0	-1.68	1.98	-4.81
8/5/15	Dermira, Inc.	DERM	Healthcare	United States	NASDAQ	LEERINK, COWEN, GUGGEN			22.46 ↓	84.2 ↓	96.8	21.50	4.5	100.0	-2.63	-	-4.27
8/4/15	Retail Opportunity Investments Corp.	ROIC	REIT	United States	NASDAQ	CITI, JPM, BMO, RAYMND, RBC	•	•	17.11	77.0	79.4	16.55	4.8	100.0	-3.27	2.11	-3.27
8/5/15	Imprivata, Inc.	IMPR	Healthcare	United States	NYSE	JPM, BRCLY, PIPER, STFL		•	14.99	65.2	68.5	15.00	4.6	0.0	-2.34	-	0.07
8/5/15	Corium International Inc.	CORI	Healthcare	United States	NASDAQ	JEFFER, LEERINK	•	•	16.10	64.4	52.0	13.00	4.0	100.0	-2.48	-	-19.25
8/4/15	Intec Pharma Ltd	NTEC	Healthcare	Israel	NASDAQ	MAXIM, ROTH		•	-	46.0	30.2	6.00	5.0	100.0	0.00	0.50	-
8/4/15	One Horizon Group, Inc.	-	Technology	Ireland	NASDAQ	AEGIS		•	-	-	3.0	1.75	1.7	100.0	0.00	-	-
Total:										1,339.5				Average:	22.53	1.53	

Block Offerings This Week (5)

Issue Date	Issuer	Ticker	Sector	Domicile	Exchange	Bookrunners	Shelf Take.	Last Price (\$)	Pricing Statistics				Performance Stats		
									Amt. + Over. (\$M)	Offer Price (\$)	Shrs. Offered	% Primary	Shoe Exer.	Re-Off. (%)	Disc. Offer/ Curr. (%)
8/5/15	Sabre Corp.	SABR	Technology	United States	NASDAQ	GS	•	27.49	510.2	26.85	19.0	0.0	-2.33	4.80	
8/5/15	PG&E Corp.	PCG	Utilities	United States	NYSE	WFC	•	51.99	352.9	51.90	6.8	100.0	-0.17	-0.13	
8/5/15	RSP Permian, Inc.	RSPP	Energy	United States	NYSE	GS	•	22.76	157.5	22.50	7.0	100.0	-1.14	5.16	
8/3/15	Roadrunner Transportation Services Holdings, Inc.	RRTS	Industrials	United States	NYSE	RBAIRD	•	26.03	49.5	24.75	2.0	0.0	-4.92	0.44	
Total:									1,193.9				Average:	-2.61	2.25

Equity-Related Offerings This Week (1)

Issue Date	Issuer	Ticker	Sector	Domicile	Exchange	Bookrunners	Talk		Pricing Statistics				Maturity
							Coupon (%)	Premium (%)	Amt. + Over. (\$M)	Offer Price (\$)	Coupon (%)	Premium (%)	
8/4/15	GNC Holdings, Inc.	GNC	Consumer Services	United States	NYSE	JPM	1.5-2	30-35	250.0	1,000.00	1.50	30.00	08/01/2020
Total:									250.0				

Ipreo Daily Market Update

The Pipeline

Week of August 3, 2015

Expected Deals This Week and Next (13)

Expected Date	Issuer	Ticker	Type	Sector	Domicile	Exchange	Bookrunners	Filed Terms			Timeline	
								Curr. Amt. Filed (\$M)	Curr. Shrs. Filed (M)	Curr. File Price/Range	Initial File Date	Last Amend. File Date
w/k of 08/03/15	RiverBanc Multifamily Investors, Inc.	RMI	IPO	REIT	United States	NASDAQ	RBAIRD, STFL, SUNTCAP, NOMURA, OPPEN	74.1	3.8	19 - 20	6/17/15	7/22/15
w/k of 08/10/15	E-compass Acquisition Corp.	ECACU	IPO	Blank Check	China	NASDAQ	CFCO	40.0	4.0	10.00	5/11/15	-
08/05/2015	Philadelphia Energy Solutions Inc	PESC	IPO	Energy	United States	NYSE	BAML, CS, GS, BRCLY, JEFFER, JPM	250.0	15.2	15 - 18	2/17/15	7/27/15
08/05/2015	GC Aesthetics plc	GCAA	IPO	Healthcare	Ireland	NASDAQ	BAML, DB, COWEN	74.9	5.4	13 - 15	6/24/15	7/27/15
08/05/2015	Benitec Biopharma Limited.	BNTC	FO	Healthcare	Australia	NASDAQ	BMO	70.0	5.0	-	6/22/15	7/27/15
08/06/2015	American Equity Investment Life Holding Co.	AEL	FO	Financials	United States	NYSE	RBC, JPM, CITI, FBR, RAYMND, SUNTCAP	250.9	8.6	29.18	8/4/15	-
08/06/2015	Surgical Care Affiliates, Inc.	SCAI	BLK	Healthcare	United States	NASDAQ	CITI	154.4	4.0	38.59	8/5/15	-
08/06/2015	First Foundation Inc.	FFWM	FO	Financials	United States	NASDAQ	SANDLER, DADAVID, RAYMND	100.0	-	21.43	8/3/15	-
08/06/2015	SMTP, Inc.	SMTP	FO	Consumer Services	United States	NASDAQ	CRAIGHAL	9.0	-	6.56	8/3/15	-
08/11/2015	Global Blood Therapeutics, Inc.	GBT	IPO	Healthcare	United States	NASDAQ	MS, GS	102.0	6.0	16 - 18	7/8/15	7/31/15
08/11/2015	Conifer Holdings, Inc.	CNFR	IPO	Financials	United States	NASDAQ	BMO, RAYMND	55.2	4.6	11 - 13	7/2/15	7/30/15
08/12/2015	Houlihan Lokey, Inc.	HLI	IPO	Financials	United States	NYSE	BAML, GS, UBS, STFL, HLCAP	300.4	13.1	22 - 24	7/10/15	8/3/15
08/13/2015	Boxlight Corp	BOXL	IPO	Consumer Goods	United States	NASDAQ	AEGIS	20.0	1.8	10 - 12	6/8/15	7/28/15
<i>* Bold text indicates a deal was initially filed or amended this week</i>								Total:	1,500.9			

Amended Filings This Week (2)

Amended Date	Issuer	Ticker	Type	Sector	Domicile	Exchange	Bookrunners	Filed Terms			Timeline	
								Curr. Amt. Filed (\$M)	Curr. Shrs. Filed (M)	Curr. File Price/Range	Initial File Date	Expected Date
8/4/15	Benefitfocus, Inc.	BNFT	FO	Technology	United States	NASDAQ	GS, DB, JEFFER	100.6 ↓	2.5	40.24 ↓	7/27/15	To be ann.
8/4/15	xG Technology, Inc.	-	FO	Technology	United States	NASDAQ	ROTH	10.0	1.2	-	5/4/15	To be ann.
Total:								110.6				

Initial Filings This Week (5)

Filing Date	Issuer	Ticker	Type	Sector	Domicile	Exchange	Bookrunners	Filed Terms			Timeline	
								Curr. Amt. Filed (\$M)	Curr. Shrs. Filed (M)	Curr. File Price/Range	Expected Date	
8/3/15	INC Research Holdings, Inc.	INCR	FO	Healthcare	United States	NASDAQ	To be ann.	400.2	8.0	50.03	To be ann.	
8/4/15	Boulevard Acquisition Corp. II	-	IPO	Blank Check	United States	NASDAQ	CITI	350.0	35.0	10.00	To be ann.	
8/4/15	Neiman Marcus Group, Inc.	NMGM	IPO	Consumer Services	United States	To be ann.	To be ann.	100.0	-	-	To be ann.	
8/5/15	IMS Health Holdings, Inc.	IMS	FO	Healthcare	United States	NYSE	JPM, MS	642.0	20.0	32.10	To be ann.	
8/5/15	C1 Financial, Inc.	BNK	FO	Financials	United States	NYSE	RAYMND	24.1	1.3	19.15	To be ann.	
Total:								1,516.3				

Shelf Filings This Week (5)

Filing Date	Issuer	Ticker	Type	Sector	Domicile	Exchange	Type	Filed Terms			
								Curr. Amt. Filed (\$M)	Curr. Shrs. Filed (M)	Curr. File Price/Range	
8/3/15	Loxo Oncology, Inc.	LOXO	FO	Healthcare	United States	NASDAQ	Universal	200.0	-	-	
8/3/15	Palatin Technologies Inc.	PTN	FO	Healthcare	United States	NYSE	Universal	100.0	-	-	
8/3/15	Bio Blast Pharma Ltd.	ORPN	FO	Healthcare	Israel	NASDAQ	Common Stock	100.0	-	6.48	
8/5/15	Federal-Mogul Holdings Corp	FDML	FO	Consumer Goods	United States	NASDAQ	Universal	1,000.0	-	-	
8/5/15	Clean Energy Fuels Corp.	CLNE	FO	Utilities	United States	NASDAQ	Universal	500.0	-	-	
<i>* Shelf filings over \$50M</i>								Total:	1,900.0		

Withdrawn or Postponed Deals This Week (0)

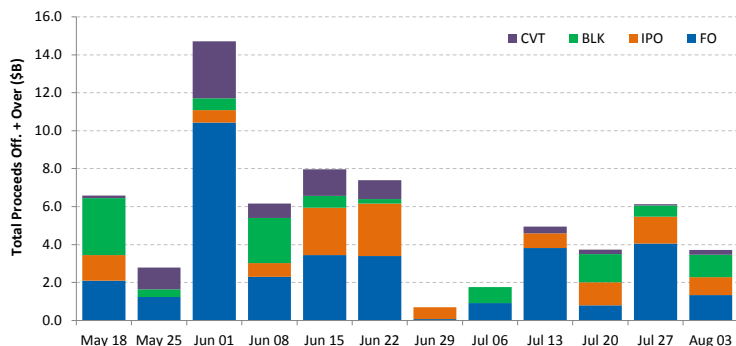
W/P Date	Issuer	Ticker	Type	Sector	Domicile	Exchange	Bookrunners	Filed Terms		
								Curr. Amt. Filed (\$M)	Curr. Shrs. Filed (M)	Reason
<i>No Withdrawn or Postponed deals this week</i>										

Ipreo Daily Market Update

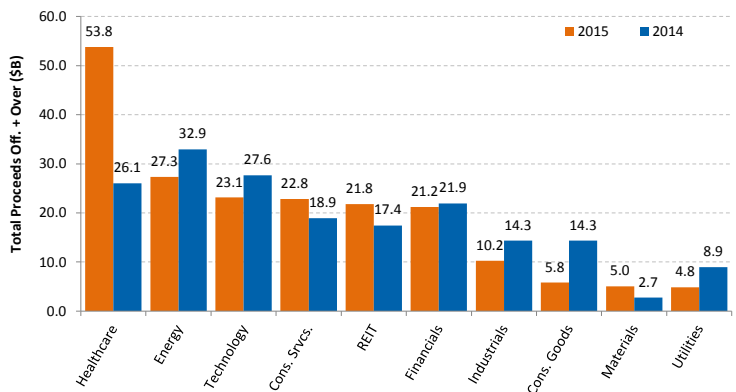
Market Summary

Week of August 3, 2015

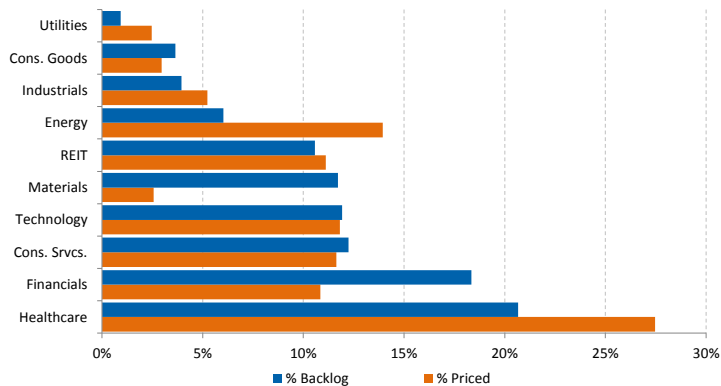
Trailing 12-Week US Proceeds by Deal Type



YoY Total US Issuance by Industry



YTD US Priced vs. Backlog



Market Summary

Major Indices	Last Close	1-Day (%)	1-Week (%)	1-Month (%)	1-Year (%)	YTD (%)
S&P 500	2,099.8	0.31	-0.41	1.11	9.35	1.99
Dow Jones	17,540.5	-0.06	-1.19	-1.07	6.76	-1.59
NASDAQ	5,139.9	0.67	0.55	2.61	18.08	8.53
Russell 2000	1,231.8	0.24	0.18	-1.32	9.82	2.25
FTSE 100	6,752.4	0.98	1.83	1.84	1.05	2.84
DAX	11,636.3	1.57	3.79	4.84	26.62	18.67
Nikkei 225	20,614.1	0.46	1.53	0.45	34.55	18.13
Hang Seng	24,514.2	0.44	-0.43	-6.73	-0.54	3.85
Brazil Bovespa	50,287.3	0.46	0.08	-5.31	-10.52	0.56
Mexico IPC	44,937.6	-0.53	1.05	-0.53	1.02	4.15

S&P 500 Sector Indices

S&P 500 Sector Indices	Last Close	1-Day (%)	1-Week (%)	1-Month (%)	1-Year (%)	YTD (%)
Materials	288.8	0.50	0.38	-5.14	-6.18	-5.41
Financials	339.4	0.24	-0.25	2.24	13.65	1.81
Consumer Disc.	629.4	-1.08	-0.41	2.72	20.59	9.88
Consumer Staples	520.9	0.85	0.87	5.27	16.65	4.28
Energy	491.8	-0.75	-6.32	-9.97	-29.12	-16.15
Healthcare	890.5	0.71	0.99	2.85	26.99	12.44
Industrials	466.7	0.48	-0.26	-0.27	4.88	-4.07
Information Tech.	710.8	1.02	-0.53	1.93	11.60	2.73
Telecom	151.3	-0.05	0.13	-2.25	-5.64	-0.83
Utilities	221.4	0.28	0.87	3.13	7.29	-7.80

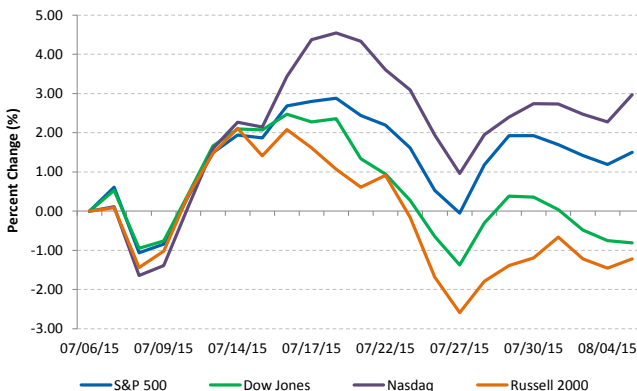
Commodities (NYMEX Front Month Contract)

Commodities (NYMEX Front Month Contract)	Last Close	1-Day (%)	1-Week (%)	1-Month (%)	1-Year (%)	YTD (%)
Gold	1,085.6	-0.47	-0.64	-6.70	-15.54	-8.32
Silver	14.6	-0.03	-1.29	-6.48	-26.62	-6.71
Copper	2.35	-0.57	-2.45	-10.74	-26.71	-16.88
Crude Oil	45.2	-1.29	-7.46	-20.69	-53.64	-15.24
Natural Gas	2.8	-0.50	-2.30	-0.85	-28.20	-3.38
Cotton	0.64	-0.19	-0.58	-5.74	-0.35	5.39
Corn	3.83	1.19	1.32	-10.56	4.36	-3.46
Sugar	0.11	-2.27	-6.11	-12.52	-33.29	-25.90
Wheat	5.02	1.72	1.16	-14.99	-9.14	-14.88

Major Currencies

Major Currencies	USD	EUR	GBP	JPY	CAD	AUD
USD	1.000	0.918	0.640	124.825	1.317	1.365
EUR	1.089	1.000	0.698	135.977	1.435	1.487
GBP	1.561	1.433	1.000	194.896	2.057	2.132
JPY	0.008	0.007	0.005	1.000	0.011	0.011
CAD	0.759	0.697	0.486	94.759	1.000	1.036
AUD	0.732	0.672	0.469	0.965	0.965	1.000

Major US Indices 1-Month Trailing



Econ Calendar

Monday, August 03, 2015			
Indicator	Period	Expectation	Result
Personal Income	Jun	0.3%	0.4%
Personal Spending	Jun	0.2%	0.2%
PCE Prices - Core	Jun	0.2%	0.1%
ISM Index	Jul	53.7	52.7
Construction Spending	Jun	0.6%	0.1%
Auto Sales	Jul	-	-
Truck Sales	Jul	-	-

Tuesday, August 04, 2015			
Indicator	Period	Expectation	Result
Factory Orders	Jun	1.8%	1.8%

Wednesday, August 05, 2015			
Indicator	Period	Expectation	Result
MBA Mortgage Index	1-Aug	-	4.75
ADP Employment Change	Jul	220K	185K
Trade Balance	Jun	-42.7B	-43.8B
ISM Services	Jul	56.3	60.3
Crude Inventories	1-Aug	-	-4.407M

Thursday, August 06, 2015			
Indicator	Period	Expectation	Result
Challenger Job Cuts	Jul	-	125.40%
Initial Claims	1-Aug	271K	-
Continuing Claims	29-Jul	2238K	-
Natural Gas Inventories	1-Aug	-	-

Friday, August 07, 2015			
Indicator	Period	Expectation	Result
Nonfarm Payrolls	Jul	227K	-
Nonfarm Private Payrolls	Jul	223K	-
Unemployment Rate	Jul	5.3%	-
Hourly Earnings	Jul	0.2%	-
Average Workweek	Jul	34.5	-
Consumer Credit	Jul	\$17.0B	-

Source: Briefing.com

About Ipreo Analytics

Ipreo Capital Markets Services is an outsourced consultative service that serves as an extension of your team, focused on providing research, intelligence and data on the capital markets. If you have any questions, please contact Ipreo Capital Markets at CapitalMarkets@ipreo.com or 212.812.0950.

All deal data provided by Ipreo's Equity Deals Database, a comprehensive U.S. equities deals database providing quick and accurate deal information.