

U.S. Equity Capital Markets

Daily Market Update



Thursday, September 10, 2015

Data as of 8:00 AM

Ipreat Daily Market Update

Priced Deals

Week of September 7, 2015

Initial Public Offerings This Week (0)

Issue Date	Issuer	Ticker	Sector	Domicile	Exchange	Bookrunners	Fin. Spons.	Filed Terms		Pricing Statistics				Performance Statistics		
								Last File Range (\$)	Last Offer Amt. (\$M)	Amt. + Over. (\$M)	Offer Price (\$)	Shrs. Offered	% Primary	Shoe Exer.	Last File/ Offer (%)	Offer/ Curr. (%)
<i>No IPOs have priced so far this week</i>																

Follow-On Offerings This Week (1)

Issue Date	Issuer	Ticker	Sector	Domicile	Exchange	Bookrunners	Accel. Deal	Shelf Take.	Filed Terms		Pricing Statistics				Performance Statistics		
									Last File Range (\$)	Last Offer Amt. (\$M)	Amt. + Over. (\$M)	Offer Price (\$)	Shrs. Offered	% Primary	Shoe Exer.	Last Sale/ Offer (%)	Offer/ Curr. (%)
9/10/15	Aquinox Pharmaceuticals, Inc	AQXP	Healthcare	Canada	NASDAQ	LEERINK, CANACC, GUGGEN		•	15.70	75.0	85.3	15.50	5.5	100.0	-7.52	-	-1.27
Total:											85.3	Average:			-7.52	-	

Block Offerings This Week (0)

Issue Date	Issuer	Ticker	Sector	Domicile	Exchange	Bookrunners	Shelf Take.	Last Price (\$)	Pricing Statistics				Performance Stats	
									Amt. + Over. (\$M)	Offer Price (\$)	Shrs. Offered	% Primary	Shoe Exer.	Re-Off. Disc. (%)
<i>No Blocks have priced this week</i>														

Equity-Related Offerings This Week (1)

Issue Date	Issuer	Ticker	Sector	Domicile	Exchange	Bookrunners	Talk		Pricing Statistics				Maturity
							Coupon (%)	Premium (%)	Amt. + Over. (\$M)	Offer Price (\$)	Coupon (%)	Premium (%)	
9/10/15	Stericycle, Inc.	SRCL	Industrials	United States	NASDAQ	BAML, GS, JPM	5-5.5	20-25	7,000.0	1,000.00	0.00	0.00	09/15/2018
Total:									7,000.0				

Ipreo Daily Market Update

The Pipeline

Week of September 7, 2015

Expected Deals This Week and Next (12)

Expected Date	Issuer	Ticker	Type	Sector	Domicile	Exchange	Bookrunners	Filed Terms			Timeline	
								Curr. Amt. Filed (\$M)	Curr. Shrs. Filed (M)	Curr. File Price/Range	Initial File Date	Last Amend. File Date
w/k of 09/07/15	Pacific Special Acquisition Corp.	PAACU	IPO	Blank Check	United States	NASDAQ	EARLYBD	50.0	5.0	10.00	8/17/15	-
w/k of 09/14/15	Double Eagle Acquisition Corporation	EAGLU	IPO	Blank Check	United States	NASDAQ	DB, BAML	400.0	40.0	10.00	8/13/15	-
w/k of 09/14/15	Blue Calypso, Inc.	-	FO	Consumer Services	United States	NASDAQ	MAXIM	7.0	1.4	5.07	5/26/15	8/27/15
09/09/2015	Dycom Industries, Inc.	DY	CVT	Industrials	United States	NYSE	GS, BAML	400.0	0.4	-	9/8/15	-
09/09/2015	BroadSoft, Inc.	BSFT	CVT	Technology	United States	NASDAQ	GS, BRCLY, JEFFER	175.0	0.2	-	9/9/15	-
09/10/2015	Paceline Holdings Corp.	PACEU	IPO	Blank Check	United States	NASDAQ	DB, CITI	400.0	40.0	10.00	8/13/15	-
09/10/2015	American Midstream Partners, LP	AMID	FO	Energy	United States	NYSE	BAML, BRCLY, CITI, DB, RBC, WFC	89.0	7.5	11.87	9/9/15	-
09/10/2015	USA Compression Partners, LP	USAC	FO	Energy	United States	NYSE	UBS, WFC, BRCLY, GS, JPM, RAYMND, RBC	81.2	4.0	20.31	9/9/15	-
09/10/2015	La Jolla Pharmaceutical Co.	LJPC	FO	Healthcare	United States	NASDAQ	JEFFER	-	-	42.31	9/9/15	-
09/16/2015	REGENXBIO, Inc.	RGNX	IPO	Healthcare	United States	NASDAQ	MS, BAML, PIPER	100.0	5.6	17 - 19	8/17/15	9/8/15
09/17/2015	Penumbra, Inc.	PEN	IPO	Healthcare	United States	NYSE	JPM, BAML	100.7	3.8	25 - 28	8/14/15	9/8/15
09/17/2015	Nabriva Therapeutics AG	NBRV	IPO	Healthcare	Austria	NASDAQ	LEERINK, RBC	96.0	6.0	15 - 17	6/18/15	9/8/15
Total:								1,899.0				

* Bold text indicates a deal was initially filed or amended this week

Amended Filings This Week (1)

Amended Date	Issuer	Ticker	Type	Sector	Domicile	Exchange	Bookrunners	Filed Terms			Timeline	
								Curr. Amt. Filed (\$M)	Curr. Shrs. Filed (M)	Curr. File Price/Range	Initial File Date	Expected Date
9/8/15	Cerecor Inc	CERC	IPO	Healthcare	United States	NASDAQ	MAXIM	27.5	4.2	6 - 7	6/12/15	To be ann.
Total:								27.5				

Initial Filings This Week (4)

Filing Date	Issuer	Ticker	Type	Sector	Domicile	Exchange	Bookrunners	Filed Terms			Timeline
								Curr. Amt. Filed (\$M)	Curr. Shrs. Filed (M)	Curr. File Price/Range	Expected Date
9/9/15	Seattle Genetics, Inc.	SGEN	FO	Healthcare	United States	NASDAQ	JPM, LEERINK	400.0	-	41.29	To be ann.
9/9/15	AnaptyBio, Inc.	ANAB	IPO	Healthcare	United States	NASDAQ	BMO, STFL	86.3	-	-	To be ann.
9/10/15	Nextera Energy Partners, LP	NEP	FO	Utilities	United States	NYSE	WFC, BRCLY, BAML, CS, GS, MS	200.0	-	28.35	To be ann.
9/10/15	PSAV, Inc.	PSAV	IPO	Consumer Services	United States	NYSE	GS, MS, BRCLY, CS	100.0	-	-	To be ann.
Total:								786.3			

Shelf Filings This Week (1)

Filing Date	Issuer	Ticker	Type	Sector	Domicile	Exchange	Type	Filed Terms		
								Curr. Amt. Filed (\$M)	Curr. Shrs. Filed (M)	Curr. File Price/Range
9/9/15	HealthEquity, Inc.	HQY	FO	Healthcare	United States	NASDAQ	Common Stock	578.3	18.5	31.27
Total:								578.3		

* Shelf filings over \$50M

Withdrawn or Postponed Deals This Week (1)

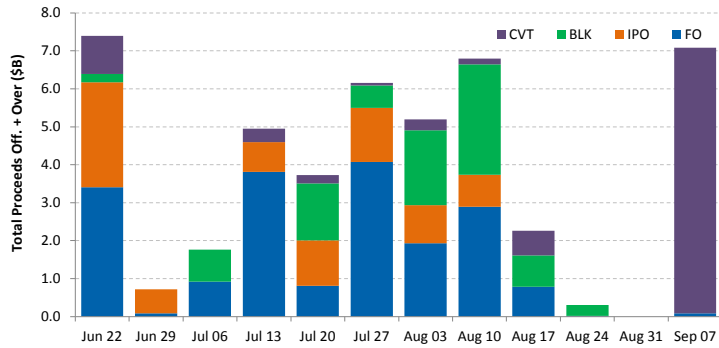
W/P Date	Issuer	Ticker	Type	Sector	Domicile	Exchange	Bookrunners	Filed Terms		
								Curr. Amt. Filed (\$M)	Curr. Shrs. Filed (M)	Reason
9/8/15	Energy & Exploration Partners, Inc.	ENXP	IPO	Energy	United States	NYSE	CITI, CS, RBC, BAML, UBS	400.0	-	-
Total:								400.0		

Ipreo Daily Market Update

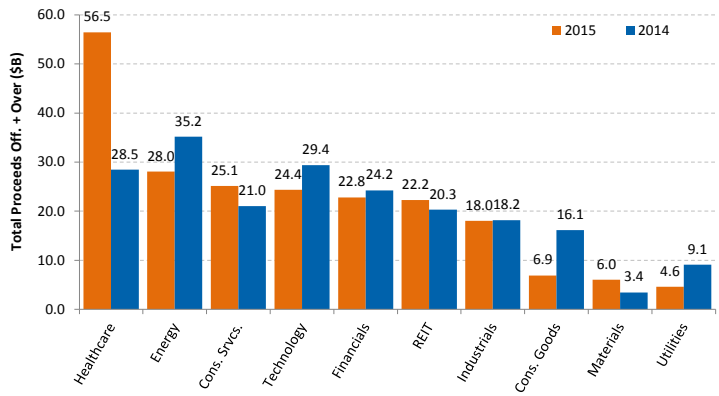
Market Summary

Week of September 7, 2015

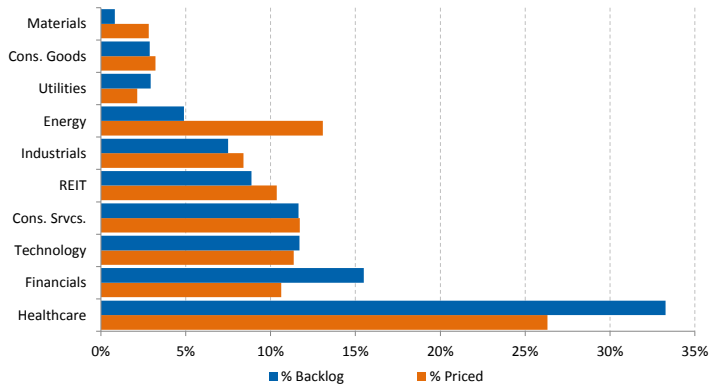
Trailing 12-Week US Proceeds by Deal Type



YoY Total US Issuance by Industry



YTD US Priced vs. Backlog



Market Summary

Major Indices	Last Close	1-Day (%)	1-Week (%)	1-Month (%)	1-Year (%)	YTD (%)
S&P 500	1,942.0	-1.39	-0.35	-6.52	-2.33	-5.68
Dow Jones	16,253.6	-1.45	-0.60	-6.45	-4.47	-8.81
NASDAQ	4,756.5	-1.15	0.14	-5.69	4.49	0.43
Russell 2000	1,148.2	-1.17	0.19	-4.86	-0.89	-4.69
FTSE 100	6,229.0	1.35	2.40	-7.29	-8.79	-5.13
DAX	10,303.1	0.31	2.54	-10.34	6.10	5.07
Nikkei 225	18,770.5	7.71	3.73	-9.43	19.18	7.56
Hang Seng	22,131.3	4.10	5.71	-9.86	-12.14	-6.24
Brazil Bovespa	46,657.1	-0.22	0.42	-3.95	-20.48	-6.70
Mexico IPC	42,754.7	-0.76	-0.50	-4.70	-6.88	-0.91

S&P 500 Sector Indices

Sector	Last	1-Day	1-Week	1-Month	1-Year	YTD
Materials	267.5	-0.78	0.28	-5.64	-14.98	-12.37
Financials	307.8	-1.37	-0.32	-9.06	-1.42	-7.67
Consumer Disc.	591.3	-1.12	0.11	-4.70	9.49	3.24
Consumer Staples	477.2	-1.74	-0.62	-7.15	3.02	-4.47
Energy	461.9	-1.94	-1.89	-5.80	-33.08	-21.26
Healthcare	801.4	-1.65	-0.79	-7.87	8.39	1.19
Industrials	439.8	-1.08	0.32	-4.85	-5.28	-9.59
Information Tech.	664.1	-1.34	-0.16	-5.64	0.40	-4.02
Telecom	145.1	-1.02	0.06	-3.16	-8.36	-4.90
Utilities	208.1	-1.27	-0.24	-7.61	-3.75	-13.36

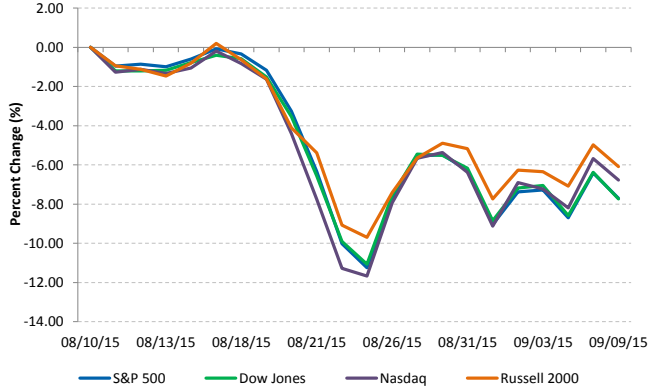
Commodities (NYMEX Front Month Contract)

Commodity	Last	1-Day	1-Week	1-Month	1-Year	YTD
Gold	1,102.0	-1.69	-2.79	0.72	-11.73	-6.93
Silver	14.6	-1.21	-0.62	-1.65	-22.96	-6.56
Copper	2.44	0.10	4.59	4.46	-21.45	-13.77
Crude Oil	44.2	-3.90	-4.54	0.64	-52.40	-17.12
Natural Gas	2.7	-2.18	0.11	-5.25	-33.46	-8.46
Cotton	0.63	-0.57	0.69	1.83	-4.36	4.40
Corn	3.69	0.20	0.41	-3.84	7.19	-7.05
Sugar	0.11	3.25	6.52	7.22	-23.19	-21.28
Wheat	4.72	-0.58	-1.41	-7.49	-10.47	-19.92

Major Currencies

Currency	USD	EUR	GBP	JPY	CAD	AUD
USD	1.000	0.894	0.650	121.225	1.322	1.413
EUR	1.118	1.000	0.727	135.575	1.478	1.580
GBP	1.539	1.376	1.000	186.565	2.034	2.175
JPY	0.008	0.007	0.005	1.000	0.011	0.012
CAD	0.757	0.677	0.492	91.723	1.000	1.069
AUD	0.708	0.633	0.460	0.935	0.935	1.000

Major US Indices 1-Month Trailing



Econ Calendar

Monday, September 07, 2015

Indicator	Period	Expectation	Result

Tuesday, September 08, 2015

Indicator	Period	Expectation	Result
Consumer Credit	July	\$18.0B	\$19.1B

Wednesday, September 09, 2015

Indicator	Period	Expectation	Result
MBA Mortgage Index	Sep. 5	N/A	-6.2%
JOLTS-Job Openings	July	N/A	5.8M

Thursday, September 10, 2015

Indicator	Period	Expectation	Result
Initial Claims	Sep. 5	275.0K	
Continuing Claims	Aug. 29	2257.0K	
Export Prices ex. Ag.	August	N/A	
Import Prices ex. Oil	August	NA	
Wholesale Inventories	July	0.3%	
Natural Gas Inventories	Sep. 5	N/A	

Friday, September 11, 2015

Indicator	Period	Expectation	Result
PPI	August	-0.1%	
Core PPI	August	0.1%	
Mich. Sentiment	September	91.5	
Treasury Budget	August	N/A	

Source: Briefing.com

About Ipreo Analytics

Ipreo Capital Markets Services is an outsourced consultative service that serves as an extension of your team, focused on providing research, intelligence and data on the capital markets. If you have any questions, please contact Ipreo Capital Markets at CapitalMarkets@ipreo.com or 212.812.0950.

All deal data provided by Ipreo's Equity Deals Database, a comprehensive U.S. equities deals database providing quick and accurate deal information.

