

U.S. Equity Capital Markets

Daily Market Update



Thursday, September 3, 2015

Data as of 8:00 AM

Ipreo Daily Market Update

Priced Deals

Week of August 31, 2015

Initial Public Offerings This Week (0)

Issue Date	Issuer	Ticker	Sector	Domicile	Exchange	Bookrunners	Fin. Spons.	Filed Terms		Pricing Statistics				Performance Statistics		
								Last File Range (\$)	Last Offer Amt. (\$M)	Amt. + Over. (\$M)	Offer Price (\$)	Shrs. Offered	% Primary	Shoe Exer.	Last File/ Offer (%)	Offer/ Curr. (%)

No IPOs have priced so far this week

Follow-On Offerings This Week (0)

Issue Date	Issuer	Ticker	Sector	Domicile	Exchange	Bookrunners	Accel. Deal	Shelf Take.	Filed Terms		Pricing Statistics				Performance Statistics		
									Last File Range (\$)	Last Offer Amt. (\$M)	Amt. + Over. (\$M)	Offer Price (\$)	Shrs. Offered	% Primary	Shoe Exer.	Last Sale/ Offer (%)	Offer/ Curr. (%)

No Follow-Ons have priced so far this week

Block Offerings This Week (0)

Issue Date	Issuer	Ticker	Sector	Domicile	Exchange	Bookrunners	Shelf Take.	Last Price (\$)	Pricing Statistics				Performance Stats	
									Amt. + Over. (\$M)	Offer Price (\$)	Shrs. Offered	% Primary	Shoe Exer.	Re-Off. (%)

No Blocks have priced this week

Equity-Related Offerings This Week (0)

Issue Date	Issuer	Ticker	Sector	Domicile	Exchange	Bookrunners	Talk		Pricing Statistics				
							Coupon (%)	Premium (%)	Amt. + Over. (\$M)	Offer Price (\$)	Coupon (%)	Premium (%)	Shoe Exer.

No Converts have priced this week

Ipreo Daily Market Update

The Pipeline

Week of August 31, 2015

Expected Deals This Week and Next (2)

Expected Date	Issuer	Ticker	Type	Sector	Domicile	Exchange	Bookrunners	Filed Terms			Timeline	
								Curr. Amt. Filed (\$M)	Curr. Shrs. Filed (M)	Curr. File Price/Range	Initial File Date	Last Amend. File Date
w/k of 09/07/15	Pacific Special Acquisition Corp.	PAACU	IPO	Blank Check	United States	NASDAQ	EARLYBD	50.0	5.0	10.00	8/17/15	-
w/k of 09/07/15	Blue Calypso, Inc.	-	FO	Consumer Services	United States	NASDAQ	MAXIM	7.0	1.4	5.07	5/26/15	8/27/15
Total:								57.0				

Amended Filings This Week (2)

Amended Date	Issuer	Ticker	Type	Sector	Domicile	Exchange	Bookrunners	Filed Terms			Timeline	
								Curr. Amt. Filed (\$M)	Curr. Shrs. Filed (M)	Curr. File Price/Range	Initial File Date	Expected Date
8/31/15	RMR Industrials, Inc.	RMRI	FO	Technology	United States	OTCBB	ROTH	20.0	-	0.10	7/1/15	To be ann.
9/1/15	Mapi - Pharma Ltd.	MAPI	IPO	Healthcare	Israel	NASDAQ	JMPSEC	40.0	2.9	13 - 15	3/26/14	To be ann.
Total:								60.0				

Initial Filings This Week (8)

Filing Date	Issuer	Ticker	Type	Sector	Domicile	Exchange	Bookrunners	Filed Terms			Timeline	
								Curr. Amt. Filed (\$M)	Curr. Shrs. Filed (M)	Curr. File Price/Range	Expected Date	
8/31/15	Capitol Acquisition Corp. III	-	IPO	Blank Check	United States	NASDAQ	CITI	350.0	35.0	10.00	-	To be ann.
8/31/15	NovoCure, LTD	NVCR	IPO	Healthcare	Jersey	NASDAQ	JPM, DB, EVERCORE	300.0	-	-	-	To be ann.
8/31/15	IC Power Pte. Ltd.	ICP	IPO	Utilities	Singapore	NYSE	BAML, CS	100.0	-	-	-	To be ann.
8/31/15	American Renal Associates Holdings, Inc.	ARA	IPO	Healthcare	United States	NYSE	BAML, BRCLY, GS, WFC, SUNTCAP	100.0	-	-	-	To be ann.
8/31/15	PharMEDium Healthcare Holdings, Inc.	PMHC	IPO	Healthcare	United States	NYSE	CS, JPM, MS, BAML, GS	100.0	-	-	-	To be ann.
8/31/15	Sancilio Pharmaceuticals Company, Inc.	SPCI	IPO	Healthcare	United States	NASDAQ	UBS, PIPER	86.3	-	-	-	To be ann.
9/1/15	Baxalta Incorporated	BXLT	FO	Healthcare	United States	NYSE	JPM	1,450.0	-	34.68	-	To be ann.
9/1/15	Ceres, Inc.	-	FO	Basic Materials	United States	NASDAQ	LADENBURG	12.0	-	-	-	To be ann.
Total:								2,498.3				

Shelf Filings This Week (6)

Filing Date	Issuer	Ticker	Type	Sector	Domicile	Exchange	Type	Filed Terms			
								Curr. Amt. Filed (\$M)	Curr. Shrs. Filed (M)	Curr. File Price/Range	
8/31/15	Medallion Financial Corp.	TAXI	FO	Financials	United States	NASDAQ	Universal	100.0	-	-	
8/31/15	Carolina Financial Corp.	CARO	FO	Financials	United States	NASDAQ	Universal	50.0	-	-	
9/1/15	TravelCenters of America LLC	TA	FO	Consumer Services	United States	NYSE	Universal	500.0	-	-	
9/1/15	Independence Contract Drilling, Inc.	ICD.	FO	Energy	United States	NYSE	Universal	250.0	-	-	
9/1/15	Auris Medical Holding AG	EARS	FO	Healthcare	Switzerland	NASDAQ	Universal	100.0	-	-	
9/1/15	T2 Biosystems, Inc.	TTOO	FO	Healthcare	United States	NASDAQ	Universal	100.0	-	-	
<i>* Shelf filings over \$50M</i>								Total:	1,100.0		

Withdrawn or Postponed Deals This Week (4)

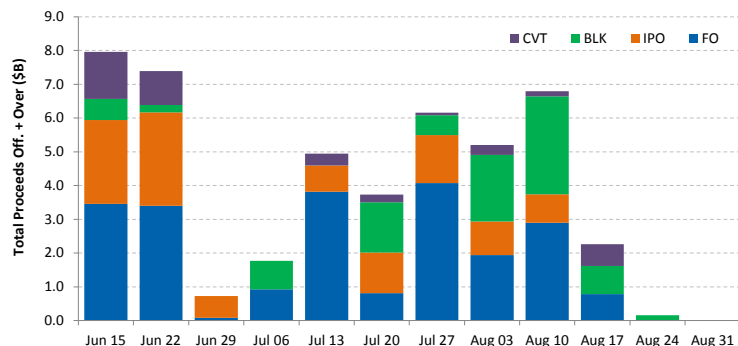
W/P Date	Issuer	Ticker	Type	Sector	Domicile	Exchange	Bookrunners	Filed Terms		
								Curr. Amt. Filed (\$M)	Curr. Shrs. Filed (M)	Reason
8/13/15	Boxlight Corp	BOXL	IPO	Consumer Goods	United States	NASDAQ	AEGIS	20.0	2.2	Market Conditions
8/31/15	Intercorp Financial Services Inc	IFSP	FO	Financials	Peru	NYSE	CS, BAML, MS, ITAU	400.0	-	Undefined
9/2/15	Enovation Controls, Inc.	ENOV	IPO	Industrials	United States	NYSE	MS, UBS	100.0	-	Undefined
9/2/15	GC Aesthetics plc	GCAA	IPO	Healthcare	Ireland	NASDAQ	BAML, DB, COWEN	74.9	5.4	Undefined
Total:								594.9		

Ipreo Daily Market Update

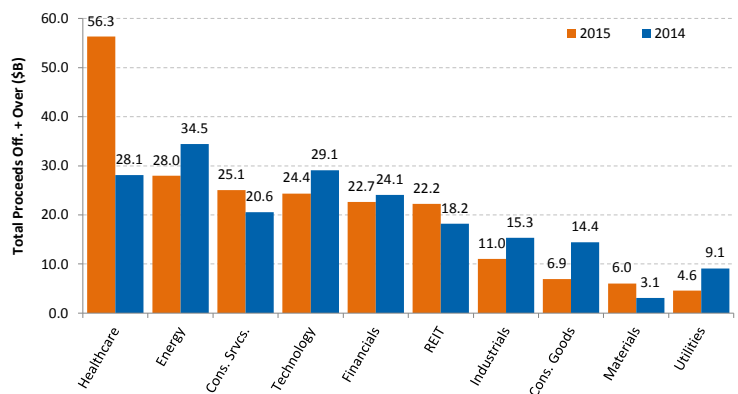
Market Summary

Week of August 31, 2015

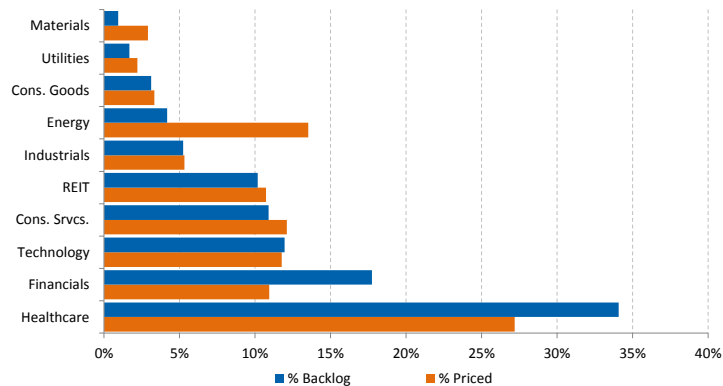
Trailing 12-Week US Proceeds by Deal Type



YoY Total US Issuance by Industry



YTD US Priced vs. Backlog



Market Summary

Major Indices	Last Close	1-Day (%)	1-Week (%)	1-Month (%)	1-Year (%)	YTD (%)
S&P 500	1,948.9	1.83	0.43	-7.37	-2.67	-5.34
Dow Jones	16,351.4	1.82	0.40	-7.57	-4.20	-8.26
NASDAQ	4,750.0	2.46	1.12	-7.38	3.30	0.29
Russell 2000	1,146.0	1.59	1.22	-7.48	-2.84	-4.87
FTSE 100	6,083.3	0.41	1.74	-9.15	-10.92	-7.35
DAX	10,048.1	0.32	0.51	-11.15	5.69	2.47
Nikkei 225	18,095.4	-0.39	-1.53	-12.10	15.49	3.69
Hang Seng	20,934.9	-1.18	-0.69	-15.02	-15.41	-11.31
Brazil Bovespa	46,464.0	2.17	0.93	-8.65	-24.93	-7.09
Mexico IPC	42,969.9	0.14	1.53	-3.98	-6.23	-0.41

S&P 500 Sector Indices

S&P 500 Sector Indices	Last Close	1-Day (%)	1-Week (%)	1-Month (%)	1-Year (%)	YTD (%)
Materials	266.8	1.44	1.87	-7.45	-15.81	-12.62
Financials	308.7	1.46	-0.64	-8.88	-2.03	-7.37
Consumer Disc.	590.7	2.10	1.05	-7.10	8.23	3.13
Consumer Staples	480.2	1.31	-0.34	-6.79	3.60	-3.87
Energy	470.8	0.92	5.20	-7.33	-33.39	-19.74
Healthcare	807.7	1.98	-1.09	-8.70	9.49	1.99
Industrials	438.4	2.18	1.05	-6.12	-5.71	-9.87
Information Tech.	665.1	2.62	0.91	-6.59	-0.10	-3.87
Telecom	145.0	1.51	0.60	-4.45	-9.49	-4.97
Utilities	208.6	0.01	-3.37	-6.56	-3.65	-13.15

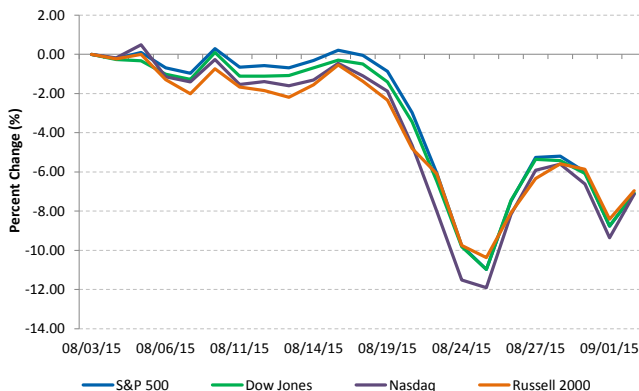
Commodities (NYMEX Front Month Contract)

Commodities	Last Close	1-Day (%)	1-Week (%)	1-Month (%)	1-Year (%)	YTD (%)
Gold	1,133.6	-0.54	0.80	3.52	-10.39	-4.26
Silver	14.7	0.32	4.46	-0.53	-23.42	-5.97
Copper	2.33	1.22	3.63	-1.44	-26.16	-17.55
Crude Oil	46.3	1.85	19.82	-1.85	-50.20	-13.18
Natural Gas	2.6	-2.00	-2.03	-2.50	-31.93	-8.56
Cotton	0.62	-0.33	-0.03	-2.68	-4.32	3.68
Corn	3.68	-0.41	-1.54	-3.61	1.03	-7.43
Sugar	0.11	0.19	1.90	-3.68	-32.17	-26.10
Wheat	4.79	-1.49	-3.09	-4.06	-13.69	-18.78

Major Currencies

Major Currencies	USD	EUR	GBP	JPY	CAD	AUD
USD	1.000	0.891	0.655	120.360	1.327	1.426
EUR	1.123	1.000	0.735	135.155	1.490	1.601
GBP	1.527	1.360	1.000	183.838	2.027	2.178
JPY	0.008	0.007	0.005	1.000	0.011	0.012
CAD	0.754	0.671	0.493	90.715	1.000	1.075
AUD	0.701	0.625	0.459	0.931	0.931	1.000

Major US Indices 1-Month Trailing



Econ Calendar

Monday, August 31, 2015			
Indicator	Period	Expectation	Result
Chicago PMI	Aug	54.7	54.4

Tuesday, September 01, 2015			
Indicator	Period	Expectation	Result
ISM Index	Aug	52.6	51.1
Construction Spending	Jul	0.6%	0.7%
Auto Sales	Aug	NA	5.6M
Truck Sales	Aug	NA	8.5M

Wednesday, September 02, 2015			
Indicator	Period	Expectation	Result
MBA Mortgage Index	29-Aug	NA	11.3%
ADP Emp. Change	Aug	201K	190K
Productivity-Rev	Q2	2.8%	3.3%
Unit Labor Costs-Rev	Q2	-0.8%	-1.4%
Factory Orders	Jul	0.9%	0.4%
Crude Inventories	29-Aug	NA	4.670M
Fed's Beige Book	Sep	NA	-

Thursday, September 03, 2015			
Indicator	Period	Expectation	Result
Challenger Job Cuts	Aug	NA	-
Initial Claims	29-Aug	273K	-
Continuing Claims	22-Aug	2261K	-
Trade Balance	Jul	-4.31B	-
ISM Services	Aug	58.4	-
Natural Gas Inventories	29-Aug	NA	-

Friday, September 04, 2015			
Indicator	Period	Expectation	Result
Nonfarm Payrolls	Aug	217K	-
Nonfarm Private Payrolls	Aug	212K	-
Unemployment Rate	Aug	5.2%	-
Hourly Earnings	Aug	0.2%	-
Average Workweek	Aug	34.6	-

Source: Briefing.com

About Ipreo Analytics

Ipreo Capital Markets Services is an outsourced consultative service that serves as an extension of your team, focused on providing research, intelligence and data on the capital markets. If you have any questions, please contact Ipreo Capital Markets at CapitalMarkets@ipreo.com or 212.812.0950.

All deal data provided by Ipreo's Equity Deals Database, a comprehensive U.S. equities deals database providing quick and accurate deal information.