

U.S. Equity Capital Markets

Daily Market Update



Tuesday, September 8, 2015

Data as of 8:00 AM

Ipreo Daily Market Update

Priced Deals

Week of September 7, 2015

Initial Public Offerings This Week (0)

Issue		Ticker	Sector	Domicile	Exchange	Bookrunners	Fin. Spons.	Filed Terms		Pricing Statistics				Performance Statistics		
Date	Issuer							Last File Range (\$)	Last Offer Amt. (\$M)	Amt. + Over. (\$M)	Offer Price (\$)	Shrs. Offered	% Primary	Shoe Exer.	Last File/ Offer (%)	Offer/ Curr. (%)
<i>No IPOs have priced so far this week</i>																

Follow-On Offerings This Week (0)

Issue		Ticker	Sector	Domicile	Exchange	Bookrunners	Accel. Deal	Shelf Take.	Filed Terms		Pricing Statistics				Performance Statistics		
Date	Issuer								Last File Range (\$)	Last Offer Amt. (\$M)	Amt. + Over. (\$M)	Offer Price (\$)	Shrs. Offered	% Primary	Shoe Exer.	Last Sale/ Offer (%)	Offer/ Curr. (%)
<i>No Follow-Ons have priced so far this week</i>																	

Block Offerings This Week (0)

Issue		Ticker	Sector	Domicile	Exchange	Bookrunners	Shelf Take.	Last Price (\$)	Pricing Statistics				Performance Stats	
Date	Issuer								Amt. + Over. (\$M)	Offer Price (\$)	Shrs. Offered	% Primary	Shoe Exer.	Re-Off. (%)
<i>No Blocks have priced this week</i>														

Equity-Related Offerings This Week (0)

Issue		Ticker	Sector	Domicile	Exchange	Bookrunners	Talk		Pricing Statistics				
Date	Issuer						Coupon (%)	Premium (%)	Amt. + Over. (\$M)	Offer Price (\$)	Coupon (%)	Premium (%)	Shoe Exer.
<i>No Converts have priced this week</i>													

Ipreo Daily Market Update



The Pipeline

Week of September 7, 2015

Expected Deals This Week and Next (2)

Expected Date	Issuer	Ticker	Type	Sector	Domicile	Exchange	Bookrunners	Filed Terms			Timeline	
								Curr. Amt. Filed (\$M)	Curr. Shrs. Filed (M)	Curr. File Price/Range	Initial File Date	Last Amend. File Date
w/k of 09/07/15	Pacific Special Acquisition Corp.	PAACU	IPO	Blank Check	United States	NASDAQ	EARLYBD	50.0	5.0	10.00	8/17/15	-
w/k of 09/07/15	Blue Calypso, Inc.	-	FO	Consumer Services	United States	NASDAQ	MAXIM	7.0	1.4	5.07	5/26/15	8/27/15
Total:								57.0				

Amended Filings This Week (4)

Amended Date	Issuer	Ticker	Type	Sector	Domicile	Exchange	Bookrunners	Filed Terms			Timeline	
								Curr. Amt. Filed (\$M)	Curr. Shrs. Filed (M)	Curr. File Price/Range	Initial File Date	Expected Date
9/8/15	Penumbra, Inc.	PEN	IPO	Healthcare	United States	NYSE	JPM, BAML	100.7	3.8	25 - 28	8/14/15	To be ann.
9/8/15	REGENXBIO, Inc.	RGNX	IPO	Healthcare	United States	NASDAQ	MS, BAML, PIPER	100.0	5.6	17 - 19	8/17/15	To be ann.
9/8/15	Nabriva Therapeutics AG	NBRV	IPO	Healthcare	Austria	NASDAQ	LEERINK, RBC	96.0	6.0	15 - 17	6/18/15	To be ann.
9/8/15	Cerecor Inc	CERC	IPO	Healthcare	United States	NASDAQ	MAXIM	27.5	4.2	6 - 7	6/12/15	To be ann.
Total:								324.2				

Initial Filings This Week (0)

Filing Date	Issuer	Ticker	Type	Sector	Domicile	Exchange	Bookrunners	Filed Terms			Timeline
								Curr. Amt. Filed (\$M)	Curr. Shrs. Filed (M)	Curr. File Price/Range	Expected Date
<i>No Initial Filings this week</i>											

Shelf Filings This Week (0)

Filing Date	Issuer	Ticker	Type	Sector	Domicile	Exchange	Type	Filed Terms		
								Curr. Amt. Filed (\$M)	Curr. Shrs. Filed (M)	Curr. File Price/Range
<i>No Shelf Filings this week</i>										

Withdrawn or Postponed Deals This Week (0)

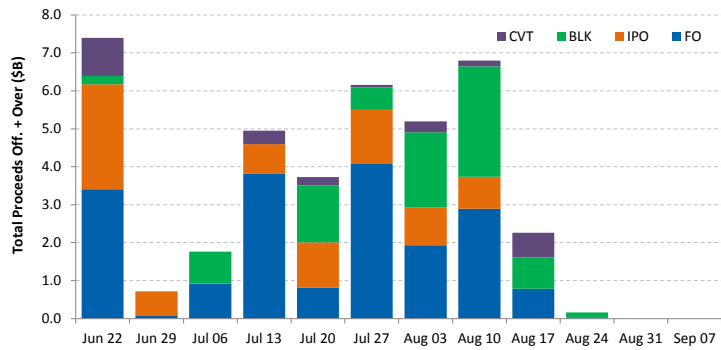
W/P Date	Issuer	Ticker	Type	Sector	Domicile	Exchange	Bookrunners	Filed Terms		
								Curr. Amt. Filed (\$M)	Curr. Shrs. Filed (M)	Reason
<i>No Withdrawn or Postponed deals this week</i>										

Ipreo Daily Market Update

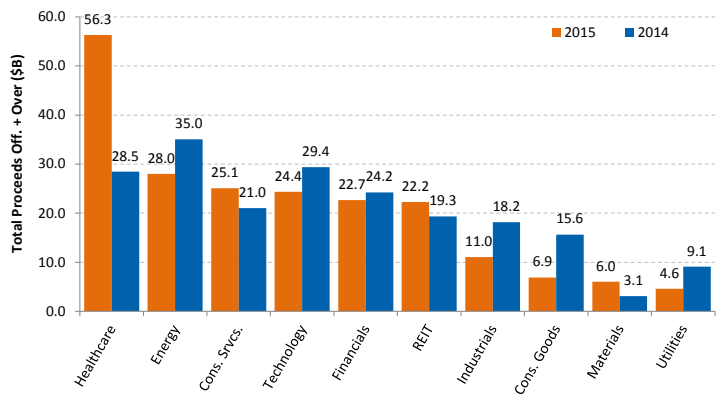
Market Summary

Week of September 7, 2015

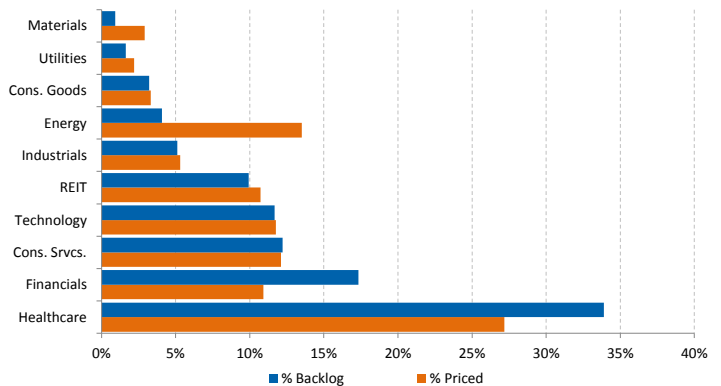
Trailing 12-Week US Proceeds by Deal Type



YoY Total US Issuance by Industry



YTD US Priced vs. Backlog



Market Summary

Major Indices	Last Close	1-Day (%)	1-Week (%)	1-Month (%)	1-Year (%)	YTD (%)
S&P 500	1,921.2	-1.53	-3.40	-8.22	-3.83	-6.69
Dow Jones	16,102.4	-1.66	-3.25	-8.25	-5.67	-9.65
NASDAQ	4,683.9	-1.05	-2.99	-8.26	2.67	-1.10
Russell 2000	1,136.2	-0.78	-2.30	-7.54	-2.66	-5.69
FTSE 100	6,042.9	-2.44	-3.28	-9.63	-12.14	-7.97
DAX	10,038.0	-2.71	-2.53	-12.38	3.23	2.37
Nikkei 225	17,792.2	-2.15	-7.02	-13.30	13.50	1.96
Hang Seng	20,840.6	-0.45	-3.57	-14.61	-17.62	-11.71
Brazil Bovespa	46,497.7	-1.83	-1.39	-7.11	-23.52	-7.02
Mexico IPC	42,742.9	-1.25	-1.27	-5.39	-7.71	-0.93

S&P 500 Sector Indices

Materials	263.0	-2.03	-3.69	-8.48	-17.06	-13.86
Financials	304.2	-1.93	-4.26	-10.15	-3.37	-8.74
Consumer Disc.	584.4	-1.12	-2.34	-8.14	7.01	2.04
Consumer Staples	475.6	-1.64	-2.50	-7.93	2.28	-4.80
Energy	464.2	-1.73	-3.13	-6.33	-33.67	-20.87
Healthcare	792.1	-1.31	-4.43	-10.42	7.47	0.02
Industrials	432.6	-1.42	-2.76	-6.86	-6.94	-11.08
Information Tech.	654.6	-1.48	-3.26	-6.98	-0.90	-5.40
Telecom	143.6	-1.72	-2.30	-5.13	-10.43	-5.88
Utilities	206.5	-1.50	-5.18	-6.46	-5.12	-14.00

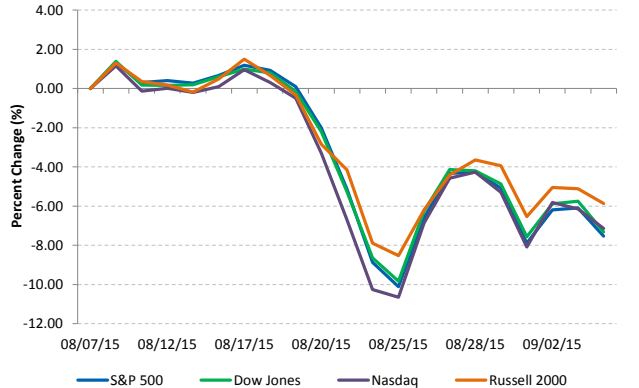
Commodities (NYMEX Front Month Contract)

Gold	1,121.4	-0.28	-1.11	2.81	-11.46	-5.30
Silver	14.5	-1.07	0.10	-0.05	-23.98	-6.73
Copper	2.31	-3.04	-1.45	-2.12	-26.63	-18.17
Crude Oil	46.1	-1.50	1.84	0.68	-51.24	-13.55
Natural Gas	2.7	-2.57	-2.21	-5.58	-30.48	-8.32
Cotton	0.63	-0.22	-0.60	-1.60	-4.32	3.90
Corn	3.63	0.41	-3.20	-4.16	4.76	-8.56
Sugar	0.11	-0.62	2.73	2.36	-25.51	-22.38
Wheat	4.68	0.54	-3.31	-5.22	-11.79	-20.69

Major Currencies

	USD	EUR	GBP	JPY	CAD	AUD
USD	1.000	0.896	0.650	120.070	1.326	1.433
EUR	1.116	1.000	0.726	134.006	1.480	1.599
GBP	1.538	1.378	1.000	184.680	2.040	2.204
JPY	0.008	0.007	0.005	1.000	0.011	0.012
CAD	0.754	0.676	0.490	90.523	1.000	1.080
AUD	0.698	0.625	0.454	0.926	0.926	1.000

Major US Indices 1-Month Trailing



Econ Calendar

Monday, September 07, 2015			
Indicator	Period	Expectation	Result

Tuesday, September 08, 2015			
Indicator	Period	Expectation	Result

Wednesday, September 09, 2015			
Indicator	Period	Expectation	Result
MBA Mortgage Index	Sep. 5	N/A	
JOLTS-Job Openings	July	N/A	

Thursday, September 10, 2015			
Indicator	Period	Expectation	Result
Initial Claims	Sep. 5	275.0K	
Continuing Claims	Aug. 29	2257.0K	
Export Prices ex. Ag.	August	N/A	
Import Prices ex. Oil	August	NA	
Wholesale Inventories	July	0.3%	
Natural Gas Inventories	Sep. 5	N/A	

Friday, September 11, 2015			
Indicator	Period	Expectation	Result
PPI	August	-0.1%	
Core PPI	August	0.1%	
Mich. Sentiment	September	91.5	
Treasury Budget	August	N/A	

Source: Briefing.com

About Ipreo Analytics

Ipreo Capital Markets Services is an outsourced consultative service that serves as an extension of your team, focused on providing research, intelligence and data on the capital markets. If you have any questions, please contact Ipreo Capital Markets at CapitalMarkets@ipreo.com or 212.812.0950.

All deal data provided by Ipreo's Equity Deals Database, a comprehensive U.S. equities deals database providing quick and accurate deal information.