

# U.S. Equity Capital Markets

## Daily Market Update



Tuesday, April 26, 2016

Data as of 8:00 AM

# Ipreo Daily Market Update



## Priced Deals

Week of April 25, 2016

### Initial Public Offerings This Week (0)

Issue Date	Issuer	Ticker	Sector	Domicile	Exchange	Bookrunners	Fin. Spons.	Filed Terms		Pricing Statistics				Performance Statistics		
								Last File Range (\$)	Last Offer Amt. (\$M)	Amt. + Over. (\$M)	Offer Price (\$)	Shrs. Offered	% Primary	Shoe Exer.	Last File/ Offer (%)	Offer/ Curr. (%)

No IPOs have priced so far this week

### Follow-On Offerings This Week (0)

Issue Date	Issuer	Ticker	Sector	Domicile	Exchange	Bookrunners	Accel. Deal	Shelf Take.	Filed Terms		Pricing Statistics				Performance Statistics		
									Last File Range (\$)	Last Offer Amt. (\$M)	Amt. + Over. (\$M)	Offer Price (\$)	Shrs. Offered	% Primary	Shoe Exer.	Last Sale/ Offer (%)	Offer/ Curr. (%)

No Follow-Ons have priced so far this week

### Block Offerings This Week (0)

Issue Date	Issuer	Ticker	Sector	Domicile	Exchange	Bookrunners	Shelf Take.	Last Price (\$)	Pricing Statistics				Performance Stats	
									Amt. + Over. (\$M)	Offer Price (\$)	Shrs. Offered	% Primary	Shoe Exer.	Re-Off. Disc. (%)

No Blocks have priced this week

### Equity-Related Offerings This Week (0)

Issue Date	Issuer	Ticker	Sector	Domicile	Exchange	Bookrunners	Talk		Pricing Statistics				Shoe Exer.	Maturity
							Coupon (%)	Premium (%)	Amt. + Over. (\$M)	Offer Price (\$)	Coupon (%)	Premium (%)		

No Converts have priced this week

# Ipreo Daily Market Update

## The Pipeline

Week of April 25, 2016

### Expected Deals This Week and Next (8)

Expected Date	Issuer	Ticker	Type	Sector	Domicile	Exchange	Bookrunners	Filed Terms			Timeline	
								Curr. Amt. Filed (\$M)	Curr. Shrs. Filed (M)	Curr. File Price/Range	Initial File Date	Last Amend. File Date
w/k of 04/25/16	GEF Acquisition Corp	GEFAU	IPO	Blank Check	United States	NASDAQ	EARLYBD, MAXIM	100.0	10.0	10.00	3/11/16	-
w/k of 04/25/16	Global Water Resources, Inc.	GWRS	IPO	Utilities	United States	NASDAQ	ROTH	5.8	1.0	5.25 - 6.25	1/19/16	4/13/16
w/k of 05/02/16	Cancer Prevention Pharmaceuticals, Inc.	CPP	IPO	Healthcare	United States	NYSE MKT	AEGIS	25.0	1.9	12 - 14	12/22/15	2/2/16
w/k of 05/02/16	VistaGen Therapeutics, Inc.	-	FO	Healthcare	United States	NASDAQ	CHARDAN, WALBETHCAP	13.8	-	-	3/14/16	4/14/16
04/25/16	<b>DURECT Corp.</b>	DRRX	FO	Healthcare	United States	NASDAQ	STFL	-	-	1.42	<b>4/25/16</b>	-
04/26/16	Red Rock Resorts, Inc.	RRR	IPO	Consumer Services	United States	NASDAQ	DB, JPM, BAML, GS	531.4	27.3	18 - 21	10/13/15	4/15/16
04/26/16	Yintech Investment Holdings Ltd	YIN	IPO	Financials	China	NASDAQ	JEFFER	101.3	7.5	12.50 - 14.50	4/4/16	4/19/16
05/02/16	Aytu BioScience, Inc.	-	FO	Healthcare	United States	OTCBB	GUNNAR	11.5	-	-	3/11/16	-
<b>Total:</b>								<b>788.7</b>				

\* Bold text indicates a deal was initially filed or amended this week

### Amended Filings This Week (0)

Amended Date	Issuer	Ticker	Type	Sector	Domicile	Exchange	Bookrunners	Filed Terms			Timeline	
								Curr. Amt. Filed (\$M)	Curr. Shrs. Filed (M)	Curr. File Price/Range	Initial File Date	Expected Date
No Amended Filings this week												

### Initial Filings This Week (1)

Filing Date	Issuer	Ticker	Type	Sector	Domicile	Exchange	Bookrunners	Filed Terms			Timeline	
								Curr. Amt. Filed (\$M)	Curr. Shrs. Filed (M)	Curr. File Price/Range	Expected Date	
4/26/16	Champions Oncology, Inc.	CSBR	FO	Healthcare	United Kingdom	NASDAQ	To be ann.	5.8	-	4.10	To be ann.	
<b>Total:</b>								<b>5.8</b>				

### Shelf Filings This Week (0)

Filing Date	Issuer	Ticker	Type	Sector	Domicile	Exchange	Type	Filed Terms		
								Curr. Amt. Filed (\$M)	Curr. Shrs. Filed (M)	Curr. File Price/Range
No Shelf Filings this week										

### Withdrawn or Postponed Deals This Week (0)

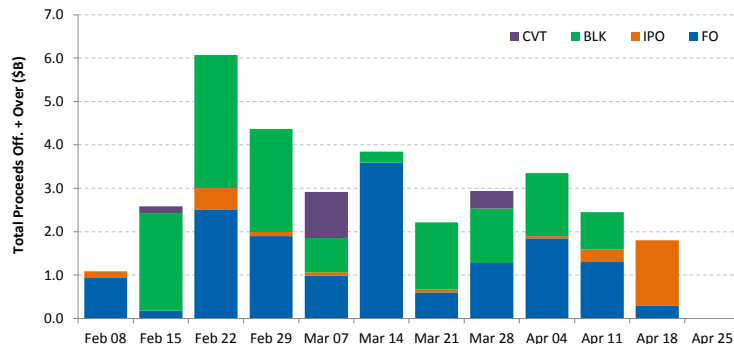
W/P Date	Issuer	Ticker	Type	Sector	Domicile	Exchange	Bookrunners	Filed Terms		
								Curr. Amt. Filed (\$M)	Curr. Shrs. Filed (M)	Reason
No Withdrawn or Postponed deals this week										

# Ipreo Daily Market Update

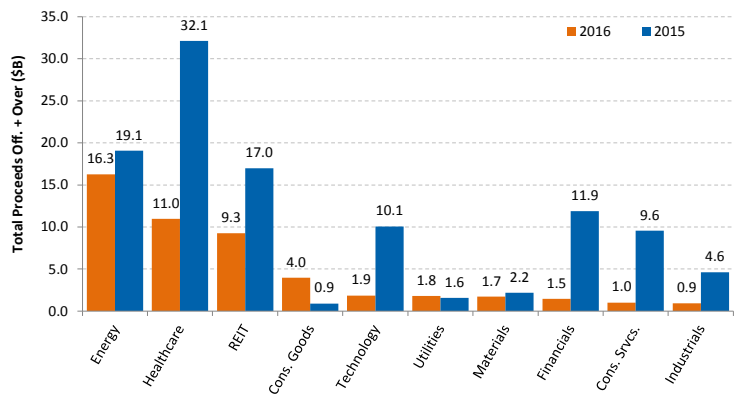
## Market Summary

Week of April 25, 2016

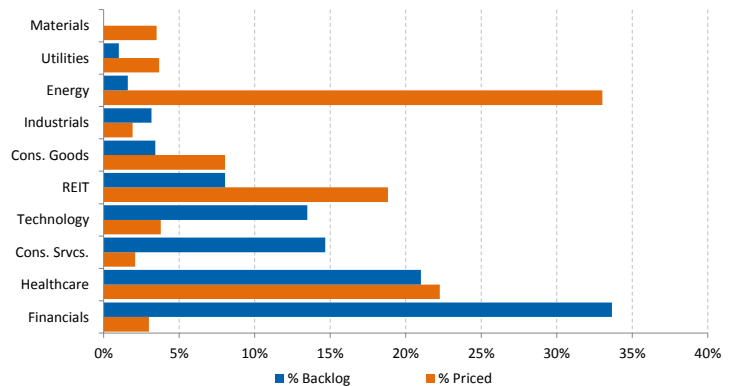
Trailing 12-Week US Proceeds by Deal Type



YoY Total US Issuance by Industry



YTD US Priced vs. Backlog



Market Summary

Major Indices	Last Close	1-Day (%)	1-Week (%)	1-Month (%)	1-Year (%)	YTD (%)
S&P 500	2,087.8	-0.18	-0.31	2.55	-1.41	2.15
Dow Jones	17,977.2	-0.15	-0.15	2.63	-0.57	3.17
NASDAQ	4,895.8	-0.21	-1.29	2.56	-3.86	-2.23
Russell 2000	1,138.1	-0.75	-0.10	5.42	-10.21	0.19
FTSE 100	6,260.9	-0.78	-1.46	2.53	-11.45	0.30
DAX	10,294.4	-0.76	1.72	4.50	-12.84	-4.18
Nikkei 225	17,439.3	-0.76	7.15	3.24	-12.89	-8.38
Hang Seng	21,304.4	-0.76	0.68	4.71	-24.08	-2.78
Brazil Bovespa	51,861.7	-1.98	-1.95	4.44	-8.36	19.63
Mexico IPC	45,581.2	-0.07	1.24	-0.15	-0.42	6.06

S&P 500 Sector Indices

S&P 500 Sector Indices	Last Close	1-Day (%)	1-Week (%)	1-Month (%)	1-Year (%)	YTD (%)
Materials	294.8	-0.61	1.41	5.09	-6.50	7.74
Financials	316.7	-0.29	1.79	5.17	-3.04	-1.55
Consumer Disc.	631.8	0.15	-0.82	2.55	2.64	1.74
Consumer Staples	535.5	0.72	-1.77	-0.14	6.16	3.30
Energy	494.6	-1.08	2.44	7.08	-17.30	10.28
Healthcare	827.8	-0.37	1.32	6.23	-3.71	-0.65
Industrials	487.2	-0.61	-0.30	1.51	0.48	5.10
Information Tech.	721.7	-0.14	-2.56	-0.29	0.24	0.03
Telecom	165.8	0.31	-1.46	-2.95	4.73	10.57
Utilities	240.8	0.19	-3.37	-3.12	4.93	9.46

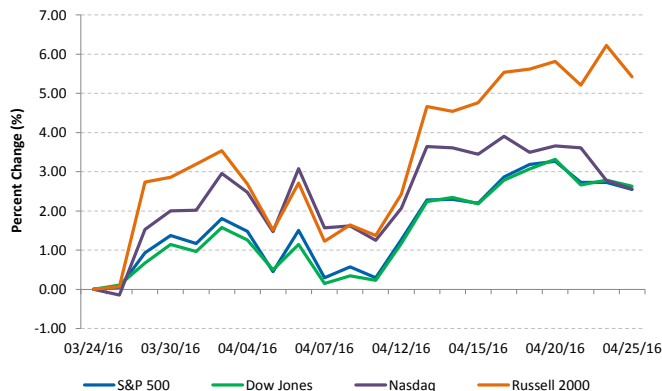
Commodities (NYMEX Front Month Contract)

Commodities	Last Close	1-Day (%)	1-Week (%)	1-Month (%)	1-Year (%)	YTD (%)
Gold	1,240.2	0.83	0.42	1.52	5.55	16.98
Silver	17.0	0.64	4.65	11.91	8.78	23.23
Copper	2.25	-0.53	4.07	1.05	-18.03	5.50
Crude Oil	42.6	-2.49	7.19	8.06	-25.39	15.12
Natural Gas	2.2	-3.60	6.34	14.23	-18.49	-11.72
Cotton	0.64	0.55	2.91	10.95	-3.47	1.20
Corn	3.82	1.66	0.20	3.18	3.25	6.41
Sugar	0.16	2.71	2.25	0.13	20.47	4.27
Wheat	4.78	0.79	-0.68	3.19	-2.20	1.65

Major Currencies

Major Currencies	USD	EUR	GBP	JPY	CAD	AUD
USD	1.000	0.887	0.690	110.935	1.266	1.294
EUR	1.127	1.000	0.777	125.007	1.427	1.458
GBP	1.450	1.287	1.000	160.856	1.836	1.877
JPY	0.009	0.008	0.006	1.000	0.011	0.012
CAD	0.790	0.701	0.545	87.606	1.000	1.022
AUD	0.773	0.686	0.533	0.978	0.978	1.000

Major US Indices 1-Month Trailing



Econ Calendar

Monday, April 25, 2016

Indicator	Period	Expectation	Result
New Home Sales	Mar	521K	511K

Tuesday, April 26, 2016

Indicator	Period	Expectation	Result
Durable Orders	Mar	1.7%	
Durable Goods -ex transportation	Mar	0.5%	
Case-Shiller 20-city Index	Feb	5.6%	
Consumer Confidence	Apr	NA	

Wednesday, April 27, 2016

Indicator	Period	Expectation	Result
MBA Mortgage Index	4/23	NA	
Pending Home Sales	Mar	0.3%	
Crude Inventories	4/23	NA	
FOMC Rate Decision	Apr	0.5%	

Thursday, April 28, 2016

Indicator	Period	Expectation	Result
GDP-Adv.	Q1	0.9%	
Chain Deflator-Adv.	Q1	0.6%	
Initial Claims	4/23	259K	
Continuing Claims	4/16	NA	
Natural Gas Inventories	4/23	NA	

Friday, April 29, 2016

Indicator	Period	Expectation	Result
Personal Income	Mar	0.3%	
Personal Spending	Mar	0.2%	
Core PCE Prices	Mar	0.1%	
Employment Cost Index	Q1	0.6%	
Chicago PMI	Apr	53.3	
Michigan Sentiment - Final	Apr	90	

Source: Briefing.com

About Ipreo Analytics

Ipreo Capital Markets Services is an outsourced consultative service that serves as an extension of your team, focused on providing research, intelligence and data on the capital markets. If you have any questions, please contact Ipreo Capital Markets at [CapitalMarkets@ipreo.com](mailto:CapitalMarkets@ipreo.com) or 212.812.0950.

All deal data provided by Ipreo's Equity Deals Database, a comprehensive U.S. equities deals database providing quick and accurate deal information.

