

U.S. Equity Capital Markets

Daily Market Update



Monday, April 4, 2016

Data as of 8:00 AM

Ipreo Daily Market Update

Priced Deals



Week of April 4, 2016

Initial Public Offerings This Week (0)

Issue Date	Issuer	Ticker	Sector	Domicile	Exchange	Bookrunners	Fin. Spons.	Filed Terms		Pricing Statistics				Performance Statistics		
								Last File Range (\$)	Last Offer Amt. (\$M)	Amt. + Over. (\$M)	Offer Price (\$)	Shrs. Offered	% Primary	Shoe Exer.	Last File/ Offer (%)	Offer/ Curr. (%)
<i>No IPOs have priced so far this week</i>																

Follow-On Offerings This Week (0)

Issue Date	Issuer	Ticker	Sector	Domicile	Exchange	Bookrunners	Accel. Deal	Shelf Take.	Filed Terms		Pricing Statistics				Performance Statistics		
									Last File Range (\$)	Last Offer Amt. (\$M)	Amt. + Over. (\$M)	Offer Price (\$)	Shrs. Offered	% Primary	Shoe Exer.	Last Sale/ Offer (%)	Offer/ Curr. (%)
<i>No Follow-Ons have priced so far this week</i>																	

Block Offerings This Week (0)

Issue Date	Issuer	Ticker	Sector	Domicile	Exchange	Bookrunners	Shelf Take.	Last Price (\$)	Pricing Statistics				Performance Stats	
									Amt. + Over. (\$M)	Offer Price (\$)	Shrs. Offered	% Primary	Shoe Exer.	Re-Off. (%)
<i>No Blocks have priced this week</i>														

Equity-Related Offerings This Week (0)

Issue Date	Issuer	Ticker	Sector	Domicile	Exchange	Bookrunners	Talk		Pricing Statistics				
							Coupon (%)	Premium (%)	Amt. + Over. (\$M)	Offer Price (\$)	Coupon (%)	Premium (%)	Shoe Exer.
<i>No Converts have priced this week</i>													

Ipreo Daily Market Update

The Pipeline

Week of April 4, 2016

Expected Deals This Week and Next (4)

Expected Date	Issuer	Ticker	Type	Sector	Domicile	Exchange	Bookrunners	Filed Terms			Timeline	
								Curr. Amt. Filed (\$M)	Curr. Shrs. Filed (M)	Curr. File Price/Range	Initial File Date	Last Amend. File Date
w/k of 04/04/16	GEF Acquisition Corp	GEFAU	IPO	Blank Check	United States	NASDAQ	EARLYBD, MAXIM	100.0	10.0	10.00	3/11/16	-
w/k of 04/04/16	Medallion Financial Corp.	TAXIG	CVT	Financials	United States	NASDAQ	STFL, SANDLER	25.0	0.0	-	3/30/16	-
04/06/16	Community Healthcare Trust Inc.	CHCT	FO	REIT	United States	NYSE	SANDLER, EVERCORE, SUNTCAP	83.2	4.5	18.49	3/24/16	3/31/16
04/06/16	Aeglea BioTherapeutics, Inc.	AGLE	IPO	Healthcare	United States	NASDAQ	UBS, BMO, WFC	59.5	3.5	16 - 18	6/16/15	3/28/16
Total:								267.7				

Amended Filings This Week (1)

Amended Date	Issuer	Ticker	Type	Sector	Domicile	Exchange	Bookrunners	Filed Terms			Timeline	
								Curr. Amt. Filed (\$M)	Curr. Shrs. Filed (M)	Curr. File Price/Range	Initial File Date	Expected Date
4/4/16	BATS Global Markets, Inc.	BATS	IPO	Financials	United States		MS, CITI	201.6	11.2	17 - 19	12/15/15	To be ann.
Total:								201.6				

Initial Filings This Week (0)

Filing Date	Issuer	Ticker	Type	Sector	Domicile	Exchange	Bookrunners	Filed Terms			Timeline	
								Curr. Amt. Filed (\$M)	Curr. Shrs. Filed (M)	Curr. File Price/Range	Expected Date	
<i>No Initial Filings this week</i>												

Shelf Filings This Week (0)

Filing Date	Issuer	Ticker	Type	Sector	Domicile	Exchange	Type	Filed Terms		
								Curr. Amt. Filed (\$M)	Curr. Shrs. Filed (M)	Curr. File Price/Range
<i>No Shelf Filings this week</i>										

Withdrawn or Postponed Deals This Week (0)

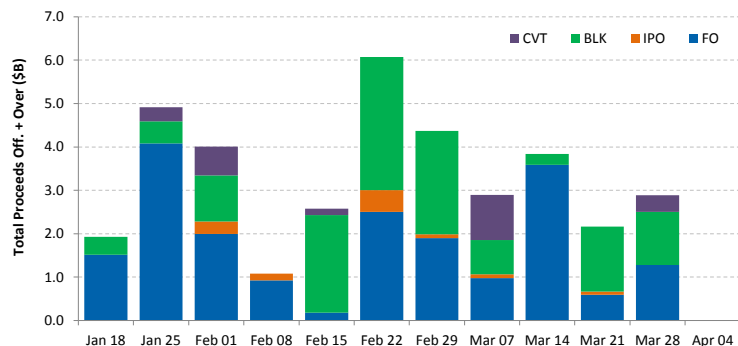
W/P Date	Issuer	Ticker	Type	Sector	Domicile	Exchange	Bookrunners	Filed Terms		
								Curr. Amt. Filed (\$M)	Curr. Shrs. Filed (M)	Reason
<i>No Withdrawn or Postponed deals this week</i>										

Ipreo Daily Market Update

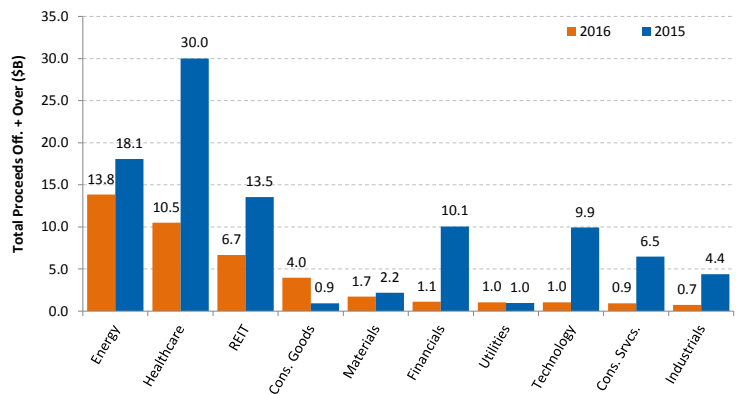
Market Summary

Week of April 4, 2016

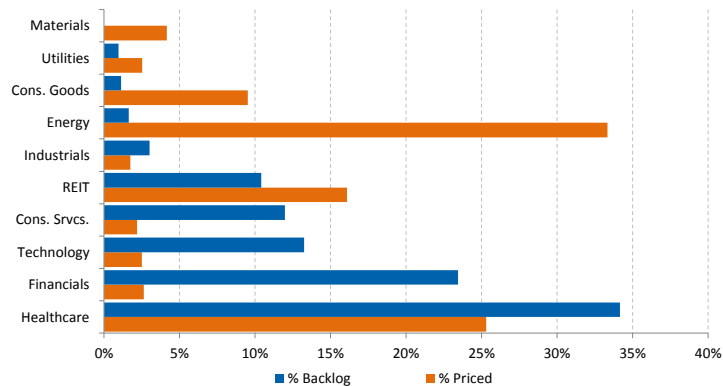
Trailing 12-Week US Proceeds by Deal Type



YoY Total US Issuance by Industry



YTD US Priced vs. Backlog



Market Summary

Major Indices	Last Close	1-Day (%)	1-Week (%)	1-Month (%)	1-Year (%)	YTD (%)
S&P 500	2,072.8	0.63	1.81	4.77	0.64	1.41
Dow Jones	17,792.8	0.61	1.58	5.50	0.53	2.11
NASDAQ	4,914.5	0.92	2.95	4.80	0.70	-1.85
Russell 2000	1,117.7	0.33	3.53	5.99	-10.71	-1.60
FTSE 100	6,146.1	-0.47	0.65	-0.11	-9.74	-1.54
DAX	9,794.6	-1.71	-0.58	0.80	-18.39	-8.83
Nikkei 225	16,164.2	-3.55	-4.31	0.49	-15.08	-15.08
Hang Seng	20,498.9	-1.34	0.75	5.62	-18.27	-6.46
Brazil Bovespa	50,561.5	1.01	1.82	14.60	-3.36	16.64
Mexico IPC	46,062.9	0.40	0.91	4.18	4.21	7.18

S&P 500 Sector Indices

S&P 500 Sector Indices	Last Close	1-Day (%)	1-Week (%)	1-Month (%)	1-Year (%)	YTD (%)
Materials	283.7	0.68	1.15	5.41	-7.54	3.69
Financials	306.2	0.82	1.67	4.27	-5.60	-4.83
Consumer Disc.	631.6	0.50	2.51	4.28	6.12	1.70
Consumer Staples	550.4	1.25	2.63	4.54	9.73	6.16
Energy	456.0	-1.39	-1.26	5.33	-19.55	1.69
Healthcare	793.8	1.27	1.86	1.71	-4.40	-4.73
Industrials	484.4	0.17	0.94	5.10	1.82	4.51
Information Tech.	743.5	0.86	2.72	6.75	7.74	3.05
Telecom	172.2	-0.20	0.83	4.65	11.68	14.87
Utilities	252.9	0.39	1.74	8.64	11.94	14.96

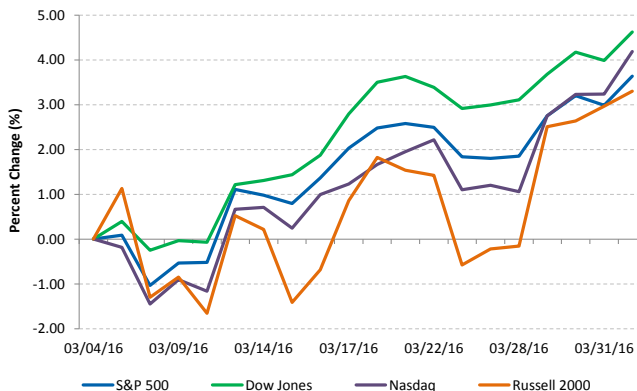
Commodities (NYMEX Front Month Contract)

Commodities (NYMEX Front Month Contract)	Last Close	1-Day (%)	1-Week (%)	1-Month (%)	1-Year (%)	YTD (%)
Gold	1,223.5	-0.98	0.16	-0.59	1.27	15.40
Silver	15.0	-2.70	-1.01	1.97	-11.80	9.01
Copper	2.16	-0.92	-2.96	0.82	-21.30	1.31
Crude Oil	36.8	-4.04	-6.77	6.95	-26.55	-0.67
Natural Gas	2.0	-0.15	8.31	12.28	-24.91	-16.30
Cotton	0.59	1.30	2.56	5.51	-5.40	-6.45
Corn	3.54	0.71	-4.32	-0.49	-7.27	-1.32
Sugar	0.15	-1.11	-4.35	5.49	23.21	-0.39
Wheat	4.76	0.48	2.75	6.67	-9.98	1.22

Major Currencies

Major Currencies	USD	EUR	GBP	JPY	CAD	AUD
USD	1.000	0.880	0.703	111.605	1.306	1.312
EUR	1.136	1.000	0.799	126.835	1.484	1.491
GBP	1.423	1.252	1.000	158.797	1.858	1.866
JPY	0.009	0.008	0.006	1.000	0.012	0.012
CAD	0.766	0.674	0.538	85.446	1.000	1.004
AUD	0.762	0.671	0.536	0.996	0.996	1.000

Major US Indices 1-Month Trailing



Econ Calendar

Monday, April 04, 2016			
Indicator	Period	Expectation	Result
Factory Orders	Feb	-1.7%	-

Tuesday, April 05, 2016			
Indicator	Period	Expectation	Result
Trade Balance	Feb	-\$46.2B	-
ISM Services	Mar	54.0	-

Wednesday, April 06, 2016			
Indicator	Period	Expectation	Result
MBA Mortgage Index	2-Apr	-	-
Crude Inventories	2-Apr	-	-
FOMC Minutes	16-Mar	-	-

Thursday, April 07, 2016			
Indicator	Period	Expectation	Result
Initial Claims	2-Apr	270K	-
Continuing Claims	26-Mar	-	-
Natural Gas Inventories	2-Apr	-	-
Consume Credit	Feb	\$14.4B	-

Friday, April 08, 2016			
Indicator	Period	Expectation	Result
Wholesale Inventories	Feb	-0.2%	-

Source: Briefing.com

About Ipreo Analytics

Ipreo Capital Markets Services is an outsourced consultative service that serves as an extension of your team, focused on providing research, intelligence and data on the capital markets. If you have any questions, please contact Ipreo Capital Markets at CapitalMarkets@ipreo.com or 212.812.0950.

All deal data provided by Ipreo's Equity Deals Database, a comprehensive U.S. equities deals database providing quick and accurate deal information.

