

# U.S. Equity Capital Markets

## Daily Market Update



Monday, July 18, 2016

Data as of 8:00 AM

# Ipreo Daily Market Update



## Priced Deals

Week of July 18, 2016

### Initial Public Offerings This Week (0)

Issue		Ticker	Sector	Domicile	Exchange	Bookrunners	Fin. Spons.	Filed Terms		Pricing Statistics				Performance Statistics		
Date	Issuer							Last File Range (\$)	Last Offer Amt. (\$M)	Amt. + Over. (\$M)	Offer Price (\$)	Shrs. Offered	% Primary	Shoe Exer.	Last File/ Offer (%)	Offer/ Curr. (%)
<i>No IPOs have priced so far this week</i>																

### Follow-On Offerings This Week (0)

Issue		Ticker	Sector	Domicile	Exchange	Bookrunners	Accel. Deal	Shelf Take.	Filed Terms		Pricing Statistics				Performance Statistics		
Date	Issuer								Last File Range (\$)	Last Offer Amt. (\$M)	Amt. + Over. (\$M)	Offer Price (\$)	Shrs. Offered	% Primary	Shoe Exer.	Last Sale/ Offer (%)	Offer/ Curr. (%)
<i>No Follow-Ons have priced so far this week</i>																	

### Block Offerings This Week (0)

Issue		Ticker	Sector	Domicile	Exchange	Bookrunners	Shelf Take.	Last Price (\$)	Pricing Statistics				Performance Stats	
Date	Issuer								Amt. + Over. (\$M)	Offer Price (\$)	Shrs. Offered	% Primary	Shoe Exer.	Re-Off. Disc. (%)
<i>No Blocks have priced this week</i>														

### Equity-Related Offerings This Week (0)

Issue		Ticker	Sector	Domicile	Exchange	Bookrunners	Talk		Pricing Statistics				Maturity
Date	Issuer						Coupon (%)	Premium (%)	Amt. + Over. (\$M)	Offer Price (\$)	Coupon (%)	Premium (%)	
<i>No Converts have priced this week</i>													

# Ipreo Daily Market Update

## The Pipeline

Week of July 18, 2016

### Expected Deals This Week and Next (11)

Expected Date	Issuer	Ticker	Type	Sector	Domicile	Exchange	Bookrunners	Filed Terms			Timeline	
								Curr. Amt. Filed (\$M)	Curr. Shrs. Filed (M)	Curr. File Price/Range	Initial File Date	Last Amend. File Date
w/k of 07/18/16	Tactile Systems Technology, Inc.	TCMD	IPO	Healthcare	United States	NASDAQ	PIPER, WBLAIR, CANACC	60.0	4.0	14 - 16	1/25/16	6/9/16
w/k of 07/18/16	Gemphire Therapeutics Inc.	GEMP	IPO	Healthcare	United States	NASDAQ	JEFFER, RBC	45.0	3.8	11 - 13	4/18/16	6/13/16
w/k of 07/18/16	AgEagle Aerial Systems Inc.	UAVS	IPO	Industrials	United States	NASDAQ	NORTHL, ROTH	15.0	2.7	5 - 6	5/19/16	6/10/16
w/k of 07/18/16	MabVax Therapeutics Holdings, Inc.	-	FO	Healthcare	United States	OTCBB	ROTH, LAIDLAK	4.7	8.1	0.58	5/17/16	6/23/16
07/20/16	Patheon N.V.	PTHN	IPO	Healthcare	Netherlands	NYSE	JPM, IMS, JEFFER, UBS, CS, EVERCORE, WFC	625.0	30.5	19 - 22	6/8/15	7/11/16
07/20/16	TPI Composites, Inc.	TPIC	IPO	Energy	United States	NASDAQ	JPM, IMS	116.0	7.3	15 - 17	6/17/16	7/11/16
07/20/16	Audentes Therapeutics, Inc.	BOLD	IPO	Healthcare	United States	NASDAQ	BAML, COWEN, PIPER	75.0	5.0	14 - 16	1/4/16	7/11/16
07/20/16	Impinj, Inc.	PI	IPO	Technology	United States	NASDAQ	RBC, KEYBANC, PIPER	59.8	4.6	12 - 14	6/2/16	7/11/16
07/25/16	Golden Queen Mining Co. Ltd.	-	FO	Basic Materials	Canada	OTCBB	CORMARK	10.0	9.0	1.12	7/14/16	-
07/26/16	Kadmon Holdings, LLC	KDMN	IPO	Healthcare	United States	NYSE	CITI, JEFFER	100.0	5.6	16 - 20	6/10/16	7/14/16
07/28/16	Talend S.A.	TLND	IPO	Technology	France	NASDAQ	GS, JPM, BRCLY, CITI	84.0	5.3	15 - 17	6/28/16	7/11/16
<b>Total:</b>								<b>1,194.5</b>				

### Amended Filings This Week (1)

Amended Date	Issuer	Ticker	Type	Sector	Domicile	Exchange	Bookrunners	Filed Terms			Timeline	
								Curr. Amt. Filed (\$M)	Curr. Shrs. Filed (M)	Curr. File Price/Range	Initial File Date	Expected Date
7/18/16	Kinsale Capital Group, Inc.	KNSL	IPO	Financials	United States	NASDAQ	JPM, WBLAIR, RBC	90.0	6.0	14 - 16	7/1/16	To be ann.
<b>Total:</b>								<b>90.0</b>				

### Initial Filings This Week (2)

Filing Date	Issuer	Ticker	Type	Sector	Domicile	Exchange	Bookrunners	Filed Terms			Timeline	
								Curr. Amt. Filed (\$M)	Curr. Shrs. Filed (M)	Curr. File Price/Range	Expected Date	
7/18/16	Hudson Pacific Properties, Inc.	HPP	FO	REIT	United States	NYSE	BAML	496.5	16.0	31.03	To be ann.	
7/18/16	NCI Building Systems, Inc.	NCS	FO	Industrials	United States	NYSE	CS, CITI, RBC, UBS	154.5	9.0	17.17	To be ann.	
<b>Total:</b>								<b>651.0</b>				

### Shelf Filings This Week (0)

Filing Date	Issuer	Ticker	Type	Sector	Domicile	Exchange	Type	Filed Terms		
								Curr. Amt. Filed (\$M)	Curr. Shrs. Filed (M)	Curr. File Price/Range
No Shelf Filings this week										

### Withdrawn or Postponed Deals This Week (0)

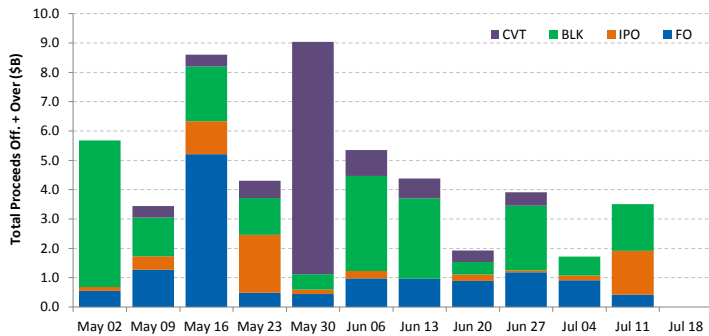
W/P Date	Issuer	Ticker	Type	Sector	Domicile	Exchange	Bookrunners	Filed Terms		
								Curr. Amt. Filed (\$M)	Curr. Shrs. Filed (M)	Reason
No Withdrawn or Postponed deals this week										

# Ipreo Daily Market Update

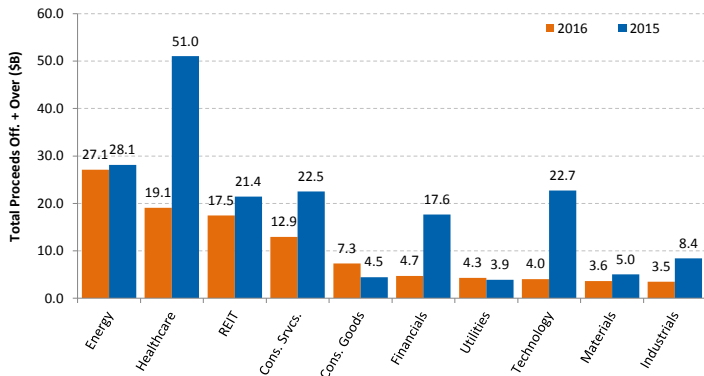
## Market Summary

Week of July 18, 2016

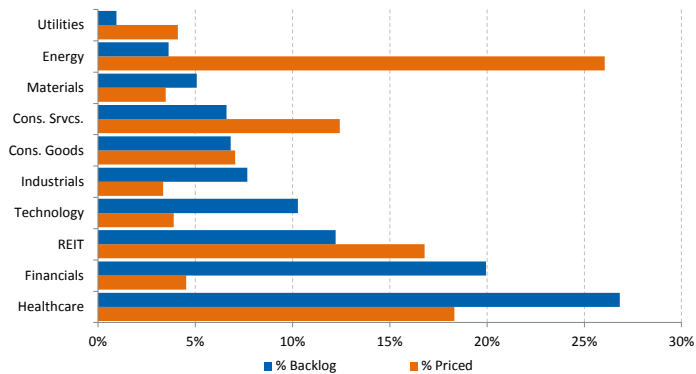
Trailing 12-Week US Proceeds by Deal Type



YoY Total US Issuance by Industry



YTD US Priced vs. Backlog



Market Summary

Major Indices	Last Close	1-Day (%)	1-Week (%)	1-Month (%)	1-Year (%)	YTD (%)
S&P 500	2,161.7	-0.09	1.49	4.36	2.58	5.76
Dow Jones	18,516.6	0.05	2.04	4.97	2.58	6.26
NASDAQ	5,029.6	-0.09	1.47	4.03	-1.36	0.44
Russell 2000	1,205.3	0.26	2.37	4.87	-4.68	6.11
FTSE 100	6,669.2	0.22	1.19	11.77	-1.25	6.84
DAX	10,066.9	-0.01	4.54	4.79	-12.76	-6.29
Nikkei 225	16,497.9	0.68	9.21	3.63	-19.38	-13.32
Hang Seng	21,659.3	0.46	5.33	5.82	-13.56	-1.16
Brazil Bovespa	55,578.2	0.18	4.59	13.62	5.06	28.21
Mexico IPC	46,713.4	0.46	2.12	3.78	3.56	8.69

S&P 500 Sector Indices

S&P 500 Sector Indices	Last	1-Day (%)	1-Week (%)	1-Month (%)	1-Year (%)	YTD (%)
Materials	305.8	0.40	3.91	3.91	1.34	11.74
Financials	317.0	-0.17	2.57	4.04	-6.55	-1.46
Consumer Disc.	643.3	-0.45	0.49	4.08	2.92	3.59
Consumer Staples	571.6	-0.01	0.08	4.33	12.28	10.26
Energy	519.6	-0.02	2.08	4.40	-3.30	15.87
Healthcare	856.3	-0.06	0.64	4.94	-3.43	2.76
Industrials	510.6	0.07	2.55	5.58	8.25	10.15
Information Tech.	742.0	-0.16	2.16	3.61	5.07	2.85
Telecom	183.0	0.16	0.65	6.51	19.62	22.07
Utilities	264.1	0.30	-1.05	3.86	20.51	20.03

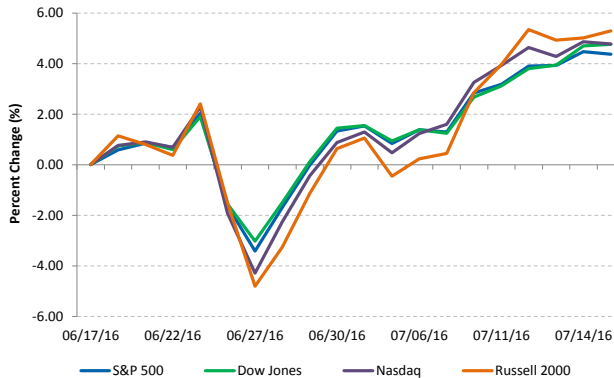
Commodities (NYMEX Front Month Contract)

Commodities	Last	1-Day (%)	1-Week (%)	1-Month (%)	1-Year (%)	YTD (%)
Gold	1,327.4	-0.36	-2.28	3.04	15.69	25.20
Silver	20.2	-0.77	0.33	15.21	34.00	46.09
Copper	2.23	-0.42	5.40	6.81	-11.42	4.61
Crude Oil	46.0	0.59	1.19	-4.29	-10.62	24.06
Natural Gas	2.8	1.06	-1.61	6.20	-5.55	17.93
Cotton	0.74	0.56	12.87	16.76	14.51	17.38
Corn	3.58	-1.78	-1.17	-16.49	-16.59	-0.14
Sugar	0.19	-3.01	-1.33	-2.72	54.98	26.71
Wheat	4.25	-2.13	-2.36	-11.05	-25.06	-9.63

Major Currencies

Major Currencies	USD	EUR	GBP	JPY	CAD	AUD
USD	1.000	0.905	0.756	105.595	1.296	1.317
EUR	1.104	1.000	0.835	116.628	1.431	1.455
GBP	1.323	1.198	1.000	139.697	1.714	1.743
JPY	0.009	0.009	0.007	1.000	0.012	0.012
CAD	0.772	0.699	0.583	81.489	1.000	1.017
AUD	0.759	0.687	0.574	0.984	0.984	1.000

Major US Indices 1-Month Trailing



Econ Calendar

Monday, July 18, 2016			
Indicator	Period	Expectation	Result
NAHB Housing Mkt. Index	July	61	
Net Long-Term TIC Flows	May	NA	

Tuesday, July 19, 2016

Indicator	Period	Expectation	Result
Housing Starts	June	1165K	
Building Permits	June	1150K	

Wednesday, July 20, 2016

Indicator	Period	Expectation	Result
MBA Mortgage Index	7/16	NA	
Crude Inventories	7/16	NA	

Thursday, July 21, 2016

Indicator	Period	Expectation	Result
Initial Claims	265K	265K	
Continuing Claims	NA	NA	
Philadelphia Fed	5.0	5.0	
FHFA Housing Price Index	NA	NA	
Existing Home Sales	5.50M	5.50M	
Leading Indicators	0.3%	0.3%	
Natural Gas Inventories	NA	NA	

Friday, July 22, 2016

Indicator	Period	Expectation	Result
No Releases Scheduled			

Source: Briefing.com

### About Ipreo Analytics

Ipreo Capital Markets Services is an outsourced consultative service that serves as an extension of your team, focused on providing research, intelligence and data on the capital markets. If you have any questions, please contact Ipreo Capital Markets at [CapitalMarkets@ipreo.com](mailto:CapitalMarkets@ipreo.com) or 855-288-5995.

All deal data provided by Ipreo's Equity Deals Database, a comprehensive U.S. equities deals database providing quick and accurate deal information.