

U.S. Equity Capital Markets

Daily Market Update



Tuesday, August 2, 2016

Data as of 8:00 AM

Ipreo Daily Market Update

Priced Deals

Week of August 1, 2016

Initial Public Offerings This Week (0)

Issue Date	Issuer	Ticker	Sector	Domicile	Exchange	Bookrunners	Fin. Spons.	Filed Terms		Pricing Statistics				Performance Statistics		
								Last File Range (\$)	Last Offer Amt. (\$M)	Amt. + Over. (\$M)	Offer Price (\$)	Shrs. Offered	% Primary	Shoe Exer.	Last File/ Offer (%)	Offer/ Curr. (%)

No IPOs have priced so far this week

Follow-On Offerings This Week (0)

Issue Date	Issuer	Ticker	Sector	Domicile	Exchange	Bookrunners	Accel. Deal	Shelf Take.	Filed Terms		Pricing Statistics				Performance Statistics		
									Last File Range (\$)	Last Offer Amt. (\$M)	Amt. + Over. (\$M)	Offer Price (\$)	Shrs. Offered	% Primary	Shoe Exer.	Last Sale/ Offer (%)	Offer/ Curr. (%)

No Follow-Ons have priced so far this week

Block Offerings This Week (2)

Issue Date	Issuer	Ticker	Sector	Domicile	Exchange	Bookrunners	Shelf Take.	Last Price (\$)	Pricing Statistics				Performance Stats		
									Amt. + Over. (\$M)	Offer Price (\$)	Shrs. Offered	% Primary	Shoe Exer.	Re-Off. Disc. (%)	Offer/ Curr. (%)
8/1/16	INC Research Holdings, Inc.	INCR	Healthcare	United States	NASDAQ	CS	•	44.51	211.5	42.30	5.0	100.0	-4.97	1.09	
8/1/16	GasLog Partners LP.	GLOP	Energy	Monaco	NYSE	BRCLY	•	21	53.6	19.50	2.8	100.0	-7.14	-	
Total:									265.1				Average:	-6.05	1.09

Equity-Related Offerings This Week (1)

Issue Date	Issuer	Ticker	Sector	Domicile	Exchange	Bookrunners	Talk		Pricing Statistics				Maturity
							Coupon (%)	Premium (%)	Amt. + Over. (\$M)	Offer Price (\$)	Coupon (%)	Premium (%)	
8/1/16	Inotek Pharmaceuticals Corp	ITEK	Healthcare	United States	NASDAQ	COWEN, PIPER	-	-	50.0	1,000.00	5.75	19.88	08/01/2021
Total:									50.0				

Ipreso Daily Market Update

The Pipeline

Week of August 1, 2016

Expected Deals This Week and Next (11)

Expected Date	Issuer	Ticker	Type	Sector	Domicile	Exchange	Bookrunners	Filed Terms			Timeline	
								Curr. Amt. Filed (\$M)	Curr. Shrs. Filed (M)	Curr. File Price/Range	Initial File Date	Last Amend. File Date
w/k of 08/01/16	Gemphire Therapeutics Inc.	GEEMP	IPO	Healthcare	United States	NASDAQ	JEFFER, RBC	45.0	3.8	11 - 13	4/18/16	6/13/16
w/k of 08/01/16	Atomera Inc	ATMR	IPO	Technology	United States	NASDAQ	NATSEC	24.0	3.2	7.50	6/30/16	7/29/16
w/k of 08/01/16	AgEagle Aerial Systems Inc.	-	IPO	Industrials	United States	NASDAQ	NORTHL, ROTH	11.7	2.8	4.25	5/19/16	7/28/16
w/k of 08/01/16	MabVax Therapeutics Holdings, Inc.	-	FO	Healthcare	United States	OTCBB	ROTH, LAIDLAK	4.7	8.1	0.58	5/17/16	6/23/16
w/k of 08/08/16	Airgain, Inc	AIRG	IPO	Consumer Goods	United States	NASDAQ	NORTHL, WUNDER	14.3	1.5	9 - 10	7/15/16	7/29/16
08/03/16	Ellie Mae, Inc.	ELLI	FO	Technology	United States	NYSE	JPM, MS, BRCLY	264.7	2.8	96.27	8/1/16	-
08/03/16	At Home Group Inc.	HOME	IPO	Consumer Services	United States	NYSE	GS, BAML, JEFFER, MS	130.0	8.7	14 - 16	9/4/15	7/25/16
08/04/16	First Hawaiian, Inc.	FHB	IPO	Financials	United States	NASDAQ	GS, BAML, BNPPAR, BRCLY, CS, DB, JPM, CITI, MS, UBS	463.9	21.1	21 - 23	7/8/16	7/26/16
08/04/16	Motif Bio PLC	MTFB	FO	Healthcare	United Kingdom	NASDAQ	SUNTCAP, LADENBURG	40.3	2.8	-	7/12/16	7/27/16
08/10/16	Medpace Holdings, Inc.	MEDP	IPO	Healthcare	United States	NASDAQ	JEFFER, CS, UBS, WFC	150.5	7.0	20 - 23	6/24/16	8/1/16
08/10/16	Protagonist Therapeutics, Inc	PTGX	IPO	Healthcare	United States	NASDAQ	LEERINK, BRCLY, BMO	70.0	5.8	11 - 13	7/11/16	8/1/16
Total:								1,219.0				

* Bold text indicates a deal was initially filed or amended this week

Amended Filings This Week (2)

Amended Date	Issuer	Ticker	Type	Sector	Domicile	Exchange	Bookrunners	Filed Terms			Timeline	
								Curr. Amt. Filed (\$M)	Curr. Shrs. Filed (M)	Curr. File Price/Range	Initial File Date	Expected Date
8/1/16	JELD-WEN Holding, Inc.	-	IPO	Industrials	United States	NYSE	BRCLY, CITI, CS, JPM	100.0	-	-	6/1/16	To be ann.
8/1/16	MRI Interventions, Inc.	-	FO	Healthcare	United States	NASDAQ	ROTH	26.5 ↓	1.7 ↓	15.59	5/26/16	To be ann.
Total:								126.5				

Initial Filings This Week (1)

Filing Date	Issuer	Ticker	Type	Sector	Domicile	Exchange	Bookrunners	Filed Terms			Timeline
								Curr. Amt. Filed (\$M)	Curr. Shrs. Filed (M)	Curr. File Price/Range	Expected Date
8/1/16	AngioDynamics, Inc.	ANGO	FO	Healthcare	United States	NASDAQ	CFCO	37.2	2.3	16.52	To be ann.
Total:								37.2			

Shelf Filings This Week (4)

Filing Date	Issuer	Ticker	Type	Sector	Domicile	Exchange	Type	Filed Terms			
								Curr. Amt. Filed (\$M)	Curr. Shrs. Filed (M)	Curr. File Price/Range	
8/1/16	ProNai Therapeutics, Inc.	DNAI	FO	Healthcare	Canada	NASDAQ	Universal	150.0	-	-	
8/1/16	Neos Therapeutics, Inc.	NEOS	FO	Healthcare	United States	NASDAQ	Universal	125.0	-	-	
8/1/16	McBc Holdings, Inc.	MCFT	FO	Consumer Goods	United States	NASDAQ	Common Stock	111.7	9.7	11.49	
8/1/16	United States Steel Corp.	X	FO	Basic Materials	United States	NYSE	Common Stock	100.0	3.8	26.57	
Total:								486.7			

* Shelf filings over \$50M

Withdrawn or Postponed Deals This Week (0)

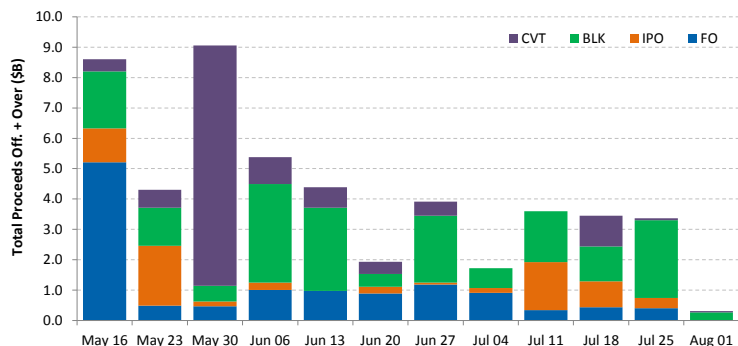
W/P Date	Issuer	Ticker	Type	Sector	Domicile	Exchange	Bookrunners	Filed Terms		
								Curr. Amt. Filed (\$M)	Curr. Shrs. Filed (M)	Reason
No Withdrawn or Postponed deals this week										

Ipreo Daily Market Update

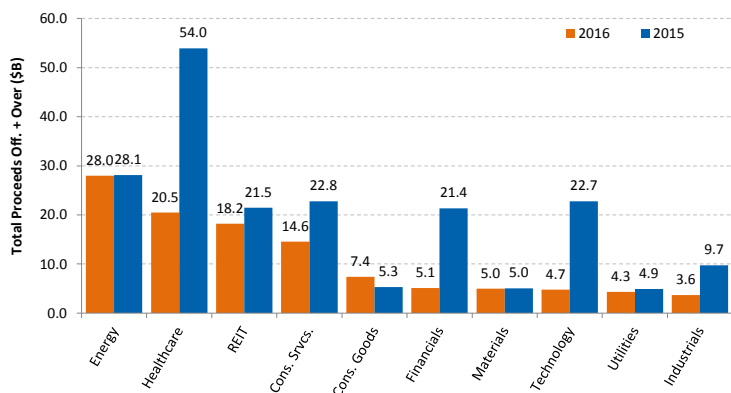
Market Summary

Week of August 1, 2016

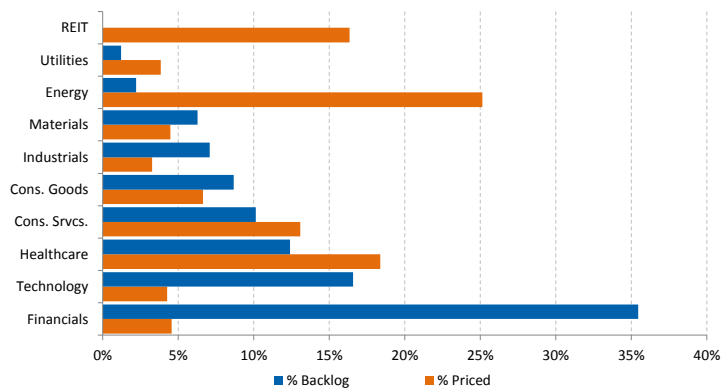
Trailing 12-Week US Proceeds by Deal Type



YoY Total US Issuance by Industry



YTD US Priced vs. Backlog



Market Summary

Major Indices	Last Close	1-Day (%)	1-Week (%)	1-Month (%)	1-Year (%)	YTD (%)
S&P 500	2,170.8	-0.13	0.11	3.23	3.18	6.21
Dow Jones	18,404.5	-0.15	-0.48	2.54	4.04	5.62
NASDAQ	5,184.2	0.43	1.70	6.61	1.09	3.53
Russell 2000	1,219.1	-0.07	0.77	5.39	-1.58	7.33
FTSE 100	6,694.0	-0.45	-0.24	1.77	-0.03	7.23
DAX	10,330.5	-0.07	1.30	5.67	-8.65	-3.84
Nikkei 225	16,635.8	0.40	0.09	6.08	-19.19	-12.60
Hang Seng	22,129.1	1.09	0.62	6.42	-10.18	0.98
Brazil Bovespa	56,755.8	-0.96	-0.21	8.66	11.58	30.92
Mexico IPC	46,807.2	0.31	-0.69	1.29	4.59	8.91

S&P 500 Sector Indices

S&P 500 Sector Indices	Last Close	1-Day (%)	1-Week (%)	1-Month (%)	1-Year (%)	YTD (%)
Materials	303.3	-0.66	-0.44	4.30	5.22	10.83
Financials	318.1	-0.24	-0.12	3.71	-6.11	-1.12
Consumer Disc.	648.6	0.13	-0.06	3.62	2.02	4.45
Consumer Staples	560.7	0.12	-1.20	-0.45	8.83	8.16
Energy	485.5	-3.33	-3.40	-5.69	-4.44	8.26
Healthcare	874.9	0.59	1.07	4.88	-1.11	5.00
Industrials	503.3	-0.11	-0.06	2.86	7.76	8.58
Information Tech.	771.8	0.40	2.08	8.10	8.39	6.97
Telecom	180.9	-0.95	-1.13	-1.59	19.26	20.69
Utilities	264.7	-0.02	-1.06	-0.70	18.58	20.31

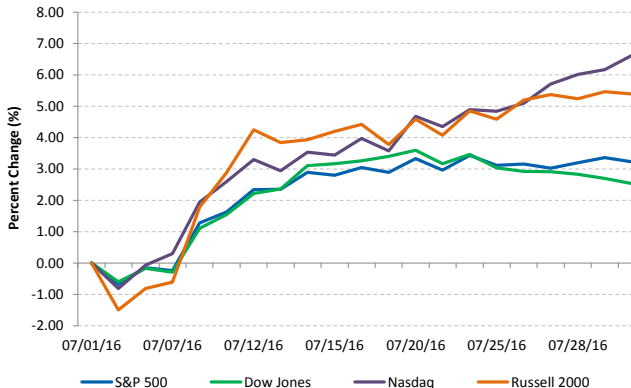
Commodities (NYMEX Front Month Contract)

Commodities	Last Close	1-Day (%)	1-Week (%)	1-Month (%)	1-Year (%)	YTD (%)
Gold	1,359.6	0.15	3.04	1.54	24.15	28.24
Silver	20.5	0.75	4.34	4.66	39.03	48.52
Copper	2.20	-0.99	-0.79	-0.79	-6.94	3.02
Crude Oil	40.1	-3.70	-7.12	-18.23	-14.98	8.15
Natural Gas	2.8	-3.65	2.18	-7.23	2.03	18.57
Cotton	0.74	0.46	2.89	14.45	15.84	17.54
Corn	3.34	-2.48	-2.05	-8.92	-12.33	-6.83
Sugar	0.19	-1.26	-5.43	-9.48	68.85	23.43
Wheat	4.06	-0.43	-5.36	-5.64	-18.68	-13.62

Major Currencies

Major Currencies	USD	EUR	GBP	JPY	CAD	AUD
USD	1.000	0.893	0.756	101.685	1.308	1.320
EUR	1.120	1.000	0.846	113.851	1.465	1.478
GBP	1.323	1.181	1.000	134.509	1.731	1.747
JPY	0.010	0.009	0.007	1.000	0.013	0.013
CAD	0.764	0.683	0.578	77.728	1.000	1.009
AUD	0.757	0.676	0.573	0.991	0.991	1.000

Major US Indices 1-Month Trailing



Econ Calendar

Monday, August 01, 2016			
Indicator	Period	Expectation	Result
Construction Spending	Jun	0.7%	-0.6%
ISM Index	Jul	53.1	52.6

Tuesday, August 02, 2016			
Indicator	Period	Expectation	Result
Personal Income	Jun	0.3%	0.2%
Personal Spending	Jun	0.3%	0.4%
Core PCE Prices	Jun	0.2%	0.1%
Auto Sales	Jul	-	-
Truck Sales	Jul	-	-

Wednesday, August 03, 2016			
Indicator	Period	Expectation	Result
MBA Mortgage Index	7/30	-	-
ADP Employment Change	Jul	165K	-
ISM Services	Jul	55.8	-
Crude Inventories	7/30	-	-

Thursday, August 04, 2016			
Indicator	Period	Expectation	Result
Challenger Job Cuts	Jul	-	-
Initial Claims	7/30	264K	-
Continuing Claims	7/23	-	-
Factory Orders	Jun	-1.9%	-
Natural Gas Inventories	7/30	-	-

Friday, August 05, 2016			
Indicator	Period	Expectation	Result
Nonfarm Payrolls	Jul	185K	-
Nonfarm Private Payrolls	Jul	171K	-
Unemployment Rate	Jul	4.8%	-
Average Hourly Earnings	Jul	0.2%	-
Average Workweek	Jul	34.4	-
Trade Balance	Jun	-\$42.7B	-
Consumer Credit	Jun	\$16.2B	-

Source: Briefing.com

About Ipreo Analytics

Ipreo Capital Markets Services is an outsourced consultative service that serves as an extension of your team, focused on providing research, intelligence and data on the capital markets. If you have any questions, please contact Ipreo Capital Markets at CapitalMarkets@ipreo.com or 855-288-5995.

All deal data provided by Ipreo's Equity Deals Database, a comprehensive U.S. equities deals database providing quick and accurate deal information.