

# U.S. Equity Capital Markets

## Daily Market Update



Friday, August 26, 2016

Data as of 8:00 AM

# Ipreo Daily Market Update

## Priced Deals

Week of August 22, 2016

### Initial Public Offerings This Week (0)

Issue Date	Issuer	Ticker	Sector	Domicile	Exchange	Bookrunners	Fin. Spons.	Filed Terms		Pricing Statistics				Performance Statistics		
								Last File Range (\$)	Last Offer Amt. (\$M)	Amt. + Over. (\$M)	Offer Price (\$)	Shrs. Offered	% Primary	Shoe Exer.	Last File/ Offer (%)	Offer/ Curr. (%)
No IPOs have priced so far this week																

### Follow-On Offerings This Week (2)

Issue Date	Issuer	Ticker	Sector	Domicile	Exchange	Bookrunners	Accel. Deal	Shelf Take.	Filed Terms		Pricing Statistics				Performance Statistics			
									Last File Range (\$)	Last Offer Amt. (\$M)	Amt. + Over. (\$M)	Offer Price (\$)	Shrs. Offered	% Primary	Shoe Exer.	Last Sale/ Offer (%)	Offer/ Curr. (%)	Last File/ Offer (%)
8/23/16	Sophiris Bio Inc.	-	Healthcare	United States	NASDAQ	PIPER	•	•	-	-	26.0	4.00	6.5	100.0	0.00	-	-	
8/22/16	Optex Systems Holdings, Inc.	-	Industrials	United States	OTCBB	GUNNAR			-	5.0	4.8	1.20	4.0	100.0	0.00	-	-	
<b>Total:</b>											<b>30.8</b>				<b>Average:</b>	<b>0.00</b>	<b>-</b>	

### Block Offerings This Week (1)

Issue Date	Issuer	Ticker	Sector	Domicile	Exchange	Bookrunners	Shelf Take.	Last Price (\$)	Pricing Statistics				Performance Stats		
									Amt. + Over. (\$M)	Offer Price (\$)	Shrs. Offered	% Primary	Shoe Exer.	Re-Off. Disc. (%)	Offer/ Curr. (%)
8/23/16	CommScope Holding Company, Inc.	COMM	Technology	United States	NASDAQ	CS	•	29.19	291.9	29.19	10.0	0.0	0.00	1.99	
<b>Total:</b>									<b>291.9</b>				<b>Average:</b>	<b>0.00</b>	<b>1.99</b>

### Equity-Related Offerings This Week (0)

Issue Date	Issuer	Ticker	Sector	Domicile	Exchange	Bookrunners	Talk		Pricing Statistics			
							Coupon (%)	Premium (%)	Amt. + Over. (\$M)	Offer Price (\$)	Coupon (%)	Premium (%)
No Converts have priced this week												

# Ipreso Daily Market Update

## The Pipeline

Week of August 22, 2016

### Expected Deals This Week and Next (4)

Expected Date	Issuer	Ticker	Type	Sector	Domicile	Exchange	Bookrunners	Filed Terms			Timeline		
								Curr. Amt. Filed (\$M)	Curr. Shrs. Filed (M)	Curr. File Price/Range	Initial File Date	Last Amend. File Date	
w/k of 08/22/16	Highland Acquisition Corp	HLACU	IPO	Blank Check	United States	NASDAQ	LADENBURG	250.0	25.0	10.00	5/23/16	-	
w/k of 08/22/16	Superior Drilling Products, Inc	SDPI	FO	Energy	United States	NYSE MKT	ROTH	4.3	3.4	1.27	7/11/16	8/17/16	
w/k of 08/29/16	AzurRx BioPharma, Inc.	AZRX	IPO	Healthcare	United States	NASDAQ	WALBETHCAP, NETWORK	15.0	2.1	6 - 8	7/13/16	7/29/16	
08/25/16	<b>AveXis, Inc.</b>	AVXS	FO	Healthcare	United States	NASDAQ	GS	126.5	-	39.80	<b>8/24/16</b>	-	
<i>* Bold text indicates a deal was initially filed or amended this week</i>								<b>Total:</b>	<b>395.8</b>				

### Amended Filings This Week (1)

Amended Date	Issuer	Ticker	Type	Sector	Domicile	Exchange	Bookrunners	Filed Terms			Timeline	
								Curr. Amt. Filed (\$M)	Curr. Shrs. Filed (M)	Curr. File Price/Range	Initial File Date	Expected Date
8/23/16	Valvoline Inc.	VVV	IPO	Consumer Goods	United States	NYSE	BAML, CITI, MS, DB, GS	100.0	-	-	5/31/16	To be ann.
<b>Total:</b>								<b>100.0</b>				

### Initial Filings This Week (4)

Filing Date	Issuer	Ticker	Type	Sector	Domicile	Exchange	Bookrunners	Filed Terms			Timeline	
								Curr. Amt. Filed (\$M)	Curr. Shrs. Filed (M)	Curr. File Price/Range	Expected Date	
8/22/16	The Trade Desk, Inc.	TTD	IPO	Technology	United States	NASDAQ	CITI, JEFFER, RBC	86.3	-	-	-	To be ann.
8/23/16	Saban Capital Acquisition Corp.	SCACU	IPO	Blank Check	United States	NASDAQ	DB, GS	200.0	20.0	10.00	-	To be ann.
8/24/16	Novan, Inc.	NOVN	IPO	Healthcare	United States	NASDAQ	PIPER	60.0	-	-	-	To be ann.
8/25/16	Proteostasis Therapeutics, Inc.	PTI	FO	Healthcare	United States	NASDAQ	LEERINK, RBC, HCWAIN, RBAIRD	60.0	-	14.77	-	To be ann.
<b>Total:</b>								<b>406.3</b>				

### Shelf Filings This Week (3)

Filing Date	Issuer	Ticker	Type	Sector	Domicile	Exchange	Type	Filed Terms			
								Curr. Amt. Filed (\$M)	Curr. Shrs. Filed (M)	Curr. File Price/Range	
8/22/16	Tantech Holdings, Ltd.	TANH	FO	Energy	China	NASDAQ	Universal	150.0	-	-	
8/23/16	ConnectOne Bancorp, Inc	CNOB	FO	Financials	United States	NASDAQ	Universal	50.0	-	-	
8/25/16	Valero Energy Partners LP	VLP	FO	Energy	United States	NYSE	Common Stock	350.0	-	42.38	
<i>* Shelf filings over \$50M</i>								<b>Total:</b>	<b>550.0</b>		

### Withdrawn or Postponed Deals This Week (0)

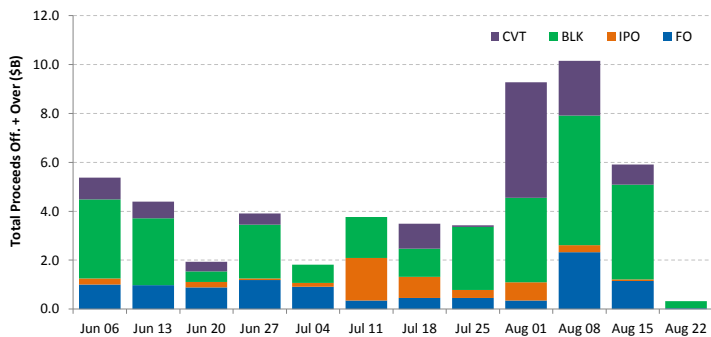
W/P Date	Issuer	Ticker	Type	Sector	Domicile	Exchange	Bookrunners	Filed Terms		
								Curr. Amt. Filed (\$M)	Curr. Shrs. Filed (M)	Reason
<i>No Withdrawn or Postponed deals this week</i>										

# Ipreo Daily Market Update

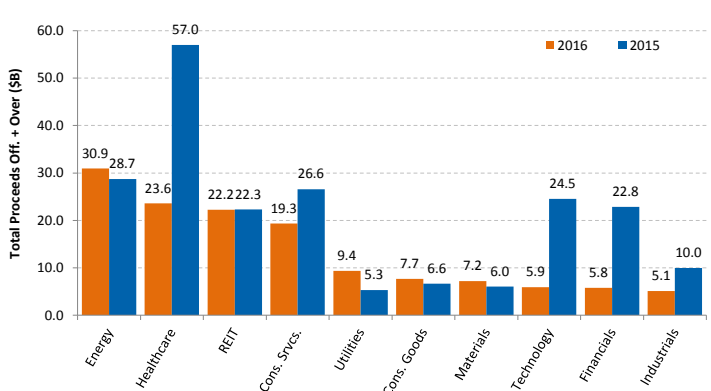
## Market Summary

Week of August 22, 2016

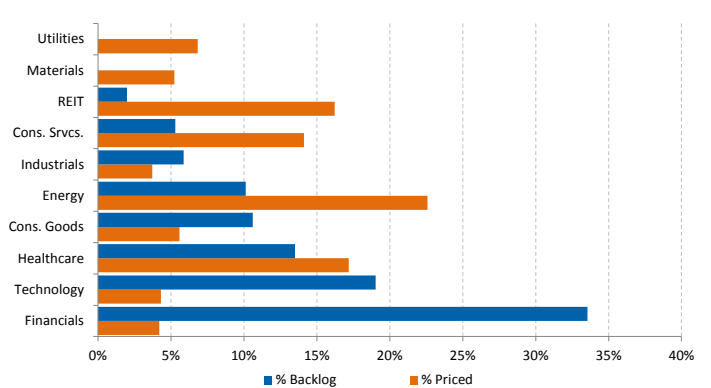
Trailing 12-Week US Proceeds by Deal Type



YoY Total US Issuance by Industry



YTD US Priced vs. Backlog



Market Summary

Major Indices	Last Close	1-Day (%)	1-Week (%)	1-Month (%)	1-Year (%)	YTD (%)
S&P 500	2,172.5	-0.14	-0.67	0.18	16.32	6.29
Dow Jones	18,448.4	-0.18	-0.80	-0.24	17.76	5.87
NASDAQ	5,212.2	-0.11	-0.53	2.25	15.66	4.09
Russell 2000	1,240.0	0.22	0.26	2.49	12.31	9.17
FTSE 100	6,816.9	-0.28	-0.76	1.59	12.10	9.20
DAX	10,529.6	-0.88	-0.69	3.25	3.96	-1.99
Nikkei 225	16,556.0	-0.25	0.42	-0.39	-7.02	-13.02
Hang Seng	22,815.0	-0.03	-0.90	3.74	6.59	4.11
Brazil Bovespa	57,722.1	0.01	-2.44	1.49	29.58	33.15
Mexico IPC	47,734.2	-0.02	-1.45	1.28	13.62	11.07

S&P 500 Sector Indices

S&P 500 Sector Indices	Last Close	1-Day (%)	1-Week (%)	1-Month (%)	1-Year (%)	YTD (%)
Materials	306.9	0.49	0.24	0.74	20.49	12.14
Financials	324.0	0.28	0.16	1.72	8.27	0.71
Consumer Disc.	643.6	-0.37	-0.45	-0.83	14.34	3.64
Consumer Staples	558.0	-0.42	-0.95	-1.68	19.31	7.63
Energy	513.0	-0.29	-1.81	2.06	18.63	14.39
Healthcare	839.8	-0.79	-2.27	-2.99	7.24	0.79
Industrials	508.3	-0.08	-0.40	0.93	20.78	9.66
Information Tech.	782.5	0.12	0.09	3.50	24.98	8.46
Telecom	173.5	0.41	-0.48	-5.22	24.30	15.70
Utilities	253.7	0.04	-1.38	-5.17	19.52	15.33

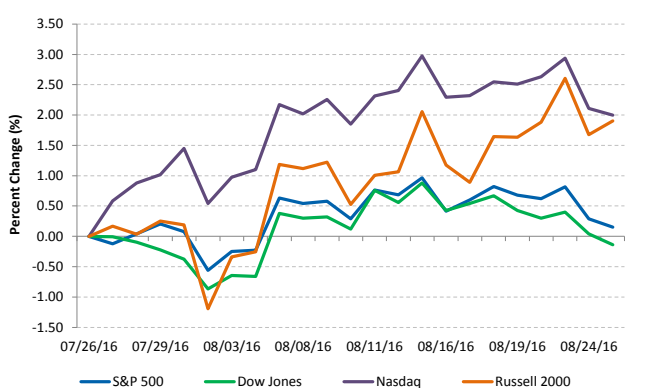
Commodities (NYMEX Front Month Contract)

Commodities (NYMEX Front Month Contract)	Last Close	1-Day (%)	1-Week (%)	1-Month (%)	1-Year (%)	YTD (%)
Gold	1,324.6	-0.38	-2.40	0.39	16.37	24.94
Silver	18.5	-0.36	-6.34	-5.89	26.55	33.95
Copper	2.08	0.00	-4.20	-6.34	-10.24	-2.74
Crude Oil	47.3	1.20	-1.85	9.74	20.40	27.78
Natural Gas	2.9	3.18	7.89	6.38	7.45	23.45
Cotton	0.68	0.37	-1.41	-5.88	7.73	7.52
Corn	3.32	-1.26	-2.92	-2.71	-11.94	-7.46
Sugar	0.21	1.63	2.85	3.32	93.87	34.84
Wheat	4.24	-0.59	-4.61	-1.22	-15.17	-9.84

Major Currencies

Major Currencies	USD	EUR	GBP	JPY	CAD	AUD
USD	1.000	0.886	0.758	100.445	1.290	1.310
EUR	1.129	1.000	0.855	113.401	1.456	1.479
GBP	1.320	1.169	1.000	132.582	1.703	1.730
JPY	0.010	0.009	0.008	1.000	0.013	0.013
CAD	0.775	0.687	0.587	77.875	1.000	1.016
AUD	0.763	0.676	0.578	0.984	0.984	1.000

Major US Indices 1-Month Trailing



Econ Calendar

Monday, August 22, 2016			
Indicator	Period	Expectation	Result
No Releases Scheduled			

Tuesday, August 23, 2016			
Indicator	Period	Expectation	Result
New Home Sales	Jul	580K	654K

Wednesday, August 24, 2016			
Indicator	Period	Expectation	Result
MBA Mortgage Index	8/20	NA	-2.1%
FHFA Housing Price Index	Jun	NA	0.2%
Existing Home Sales	Jul	5.54M	5.39M
Crude Inventories	8/20	NA	2.501M

Thursday, August 25, 2016			
Indicator	Period	Expectation	Result
Initial Claims	8/20	265K	261K
Continuing Claims	8/13	NA	2145K
Durable Orders	Jul	3.5%	4.4%
Durable Orders, Ex-Trans.	Jul	0.4%	1.5%
Natural Gas Inventories	8/20	NA	11bcf

Friday, August 26, 2016			
Indicator	Period	Expectation	Result
GDP - 2nd Estimate	Q2	1.1%	
GDP Deflator - 2nd Est.	Q2	2.2%	
International Trade Goods	Jul	NA	
Michigan Sent. - Final	Aug	90.6	

Source: Briefing.com

### About Ipreo Analytics

Ipreo Capital Markets Services is an outsourced consultative service that serves as an extension of your team, focused on providing research, intelligence and data on the capital markets. If you have any questions, please contact Ipreo Capital Markets at [CapitalMarkets@ipreo.com](mailto:CapitalMarkets@ipreo.com) or 855-288-5995.

All deal data provided by Ipreo's Equity Deals Database, a comprehensive U.S. equities deals database providing quick and accurate deal information.