

U.S. Equity Capital Markets

Daily Market Update



Wednesday, August 3, 2016

Data as of 8:00 AM

Ipreo Daily Market Update

Priced Deals

Week of August 1, 2016

Initial Public Offerings This Week (0)

Issue Date	Issuer	Ticker	Sector	Domicile	Exchange	Bookrunners	Fin. Spons.	Filed Terms		Pricing Statistics				Performance Statistics		
								Last File Range (\$)	Last Offer Amt. (\$M)	Amt. + Over. (\$M)	Offer Price (\$)	Shrs. Offered	% Primary	Shoe Exer.	Last File/ Offer (%)	Offer/ Curr. (%)

No IPOs have priced so far this week

Follow-On Offerings This Week (2)

Issue Date	Issuer	Ticker	Sector	Domicile	Exchange	Bookrunners	Accel. Deal	Shelf Take.	Filed Terms		Pricing Statistics				Performance Statistics			
									Last File Range (\$)	Last Offer Amt. (\$M)	Amt. + Over. (\$M)	Offer Price (\$)	Shrs. Offered	% Primary	Shoe Exer.	Last Sale/ Offer (%)	Offer/ Curr. (%)	Last File/ Offer (%)
8/3/16	Vista Gold Corp.	-	Basic Materials	United States	NYSE MKT	CFCO, HCWAIN		•	-	-	15.1	1.40	10.8	100.0		0.00	-	-
8/1/16	Independent Bank Group, Inc.	IBTX	Financials	United States	NASDAQ	SANDLER		•	41.73	8.6	8.3	40.50	0.2	0.0		-2.95	1.60	-2.95
Total:											23.4	Average:			-1.47	1.60		

Block Offerings This Week (4)

Issue Date	Issuer	Ticker	Sector	Domicile	Exchange	Bookrunners	Shelf Take.	Last Price (\$)	Pricing Statistics				Performance Stats		
									Amt. + Over. (\$M)	Offer Price (\$)	Shrs. Offered	% Primary	Shoe Exer.	Re-Off. Disc. (%)	Offer/ Curr. (%)
8/1/16	Brixmor Property Group Inc.	BRX	REIT	United States	NYSE	JPM, DB		28.27	828.0	27.60	30.0	100.0		-2.37	1.92
8/1/16	INC Research Holdings, Inc.	INCR	Healthcare	United States	NASDAQ	CS	•	44.51	211.5	42.30	5.0	0.0		-4.97	1.62
8/1/16	GasLog Partners LP.	GLOP	Energy	Monaco	NYSE	BRCLY	•	21	53.6	19.50	2.8	100.0		-7.14	-1.59
8/2/16	AngioDynamics, Inc.	ANGO	Healthcare	United States	NASDAQ	CFCO	•	16.52	33.9	15.05	2.3	100.0		-8.90	1.66
Total:									1,127.0	Average:			-5.84	0.90	

Equity-Related Offerings This Week (1)

Issue Date	Issuer	Ticker	Sector	Domicile	Exchange	Bookrunners	Talk		Pricing Statistics				Maturity	
							Coupon (%)	Premium (%)	Amt. + Over. (\$M)	Offer Price (\$)	Coupon (%)	Premium (%)		Shoe Exer.
8/1/16	Inotek Pharmaceuticals Corp	ITEK	Healthcare	United States	NASDAQ	COWEN, PIPER	5.75-5.75	17.5-17.5	50.0	1,000.00	5.75	19.88	08/01/2021	
Total:									50.0					

Ipreo Daily Market Update

The Pipeline

Week of August 1, 2016

Expected Deals This Week and Next (13)

Expected Date	Issuer	Ticker	Type	Sector	Domicile	Exchange	Bookrunners	Filed Terms			Timeline	
								Curr. Amt. Filed (\$M)	Curr. Shrs. Filed (M)	Curr. File Price/Range	Initial File Date	Last Amend. File Date
w/k of 08/01/16	Gemphire Therapeutics Inc.	GEMP	IPO	Healthcare	United States	NASDAQ	JEFFER, RBC	45.0	3.8	11 - 13	4/18/16	6/13/16
w/k of 08/01/16	AgEagle Aerial Systems Inc.	-	IPO	Industrials	United States	NASDAQ	NORTH, ROTH	11.7	2.8	4.25	5/19/16	7/28/16
w/k of 08/01/16	MabVax Therapeutics Holdings, Inc.	-	FO	Healthcare	United States	OTCBB	ROTH, LAIDLAK	4.7	8.1	0.58	5/17/16	6/23/16
w/k of 08/08/16	Airgain, Inc.	AIRG	IPO	Consumer Goods	United States	NASDAQ	NORTH, WUNDER	14.3	1.5	9 - 10	7/15/16	7/29/16
08/02/16	DISH Network Corporation	DISH	CVT	Consumer Services	United States	NASDAQ	DB	2,000.0	2.0	-	8/2/16	-
08/03/16	First Hawaiian, Inc.	FHB	IPO	Financials	United States	NASDAQ	GS, BAML, BNPPAR, BRCLY, CS, DB, JPM, CITI, MS, UBS	463.9	21.1	21 - 23	7/8/16	7/26/16
08/03/16	Ellie Mae, Inc.	ELLI	FO	Technology	United States	NYSE	JPM, MS, BRCLY	264.7	2.8	96.27	8/1/16	-
08/03/16	At Home Group Inc.	HOME	IPO	Consumer Services	United States	NYSE	GS, BAML, JEFFER, MS	130.0	8.7	14 - 16	9/4/15	7/25/16
08/03/16	Atomera Inc.	ATMR	IPO	Technology	United States	NASDAQ	NATSEC	24.0	3.2	7.50	6/30/16	7/29/16
08/04/16	Motif Bio PLC	MTFB	FO	Healthcare	United Kingdom	NASDAQ	SUNTCAP, LADENBURG	40.3	2.8	-	7/12/16	7/27/16
08/10/16	Medpace Holdings, Inc.	MEDP	IPO	Healthcare	United States	NASDAQ	JEFFER, CS, UBS, WFC	150.5	7.0	20 - 23	6/24/16	8/1/16
08/10/16	Protagonist Therapeutics, Inc	PTGX	IPO	Healthcare	United States	NASDAQ	LEERINK, BRCLY, BMO	70.0	5.8	11 - 13	7/11/16	8/1/16
08/10/16	Protax Systems Holdings, Inc.	-	FO	Industrials	United States	OTCBB	GUNNAR	5.8 ↑	-	1.82	7/22/16	8/2/16
Total:								3,224.8				

* Bold text indicates a deal was initially filed or amended this week

Amended Filings This Week (3)

Amended Date	Issuer	Ticker	Type	Sector	Domicile	Exchange	Bookrunners	Filed Terms			Timeline	
								Curr. Amt. Filed (\$M)	Curr. Shrs. Filed (M)	Curr. File Price/Range	Initial File Date	Expected Date
8/1/16	JELD-WEN Holding, Inc.	-	IPO	Industrials	United States	NYSE	BRCLY, CITI, CS, JPM	100.0	-	-	6/1/16	To be ann.
8/1/16	MRI Interventions, Inc.	-	FO	Healthcare	United States	NASDAQ	ROTH	26.5 ↓	1.7 ↓	15.59	5/26/16	To be ann.
8/2/16	ImmunoCellular Therapeutics, Ltd.	-	FO	Healthcare	United States	NYSE MKT	MAXIM	13.6 ↓	51.5 ↓	0.27	6/1/16	To be ann.
Total:								140.2				

Initial Filings This Week (3)

Filing Date	Issuer	Ticker	Type	Sector	Domicile	Exchange	Bookrunners	Filed Terms			Timeline	
								Curr. Amt. Filed (\$M)	Curr. Shrs. Filed (M)	Curr. File Price/Range	Expected Date	
8/2/16	Regal Entertainment Group	RGC	FO	Consumer Services	United States	NYSE	BAML	302.8	13.0	23.29		To be ann.
8/2/16	NextEra Energy, Inc.	NEE	CVT	Utilities	United States	NYSE	GS, CS, MIZUHO	-	-	-		To be ann.
8/2/16	Spherix Inc.	-	FO	Technology	United States	NASDAQ	LAIDLAK	-	-	2.10		To be ann.
Total:								302.8				

Shelf Filings This Week (4)

Filing Date	Issuer	Ticker	Type	Sector	Domicile	Exchange	Type	Filed Terms			
								Curr. Amt. Filed (\$M)	Curr. Shrs. Filed (M)	Curr. File Price/Range	
8/1/16	ProNai Therapeutics, Inc.	DNAI	FO	Healthcare	Canada	NASDAQ	Universal	150.0	-	-	
8/1/16	Neos Therapeutics, Inc.	NEOS	FO	Healthcare	United States	NASDAQ	Universal	125.0	-	-	
8/1/16	McBc Holdings, Inc.	MCFT	FO	Consumer Goods	United States	NASDAQ	Common Stock	111.7	9.7	11.49	
8/1/16	United States Steel Corp.	X	FO	Basic Materials	United States	NYSE	Common Stock	100.0	3.8	26.57	
Total:								486.7			

* Shelf filings over \$50M

Withdrawn or Postponed Deals This Week (2)

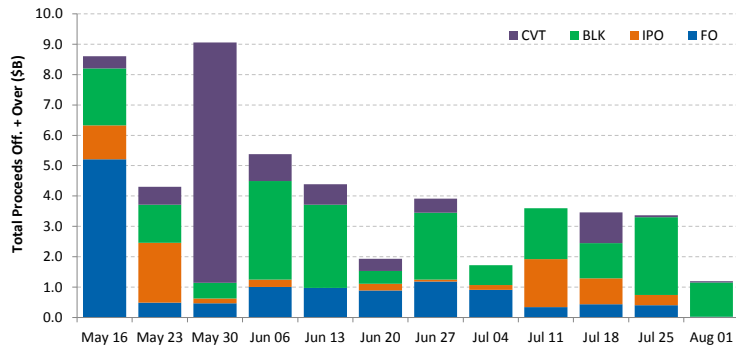
W/P Date	Issuer	Ticker	Type	Sector	Domicile	Exchange	Bookrunners	Filed Terms		
								Curr. Amt. Filed (\$M)	Curr. Shrs. Filed (M)	Reason
8/2/16	Bioventus Inc.	BIOV	IPO	Healthcare	United States	NASDAQ	JPM, PIPER	150.0	8.8	Unknown
8/2/16	inVentiv Group Holdings, Inc.	IVH	IPO	Industrials	United States	NYSE	CS, MS, GS, JEFFER, BRCLY, CITI, BAML, WFC	100.0	-	Unknown
Total:								250.0		

Ipreo Daily Market Update

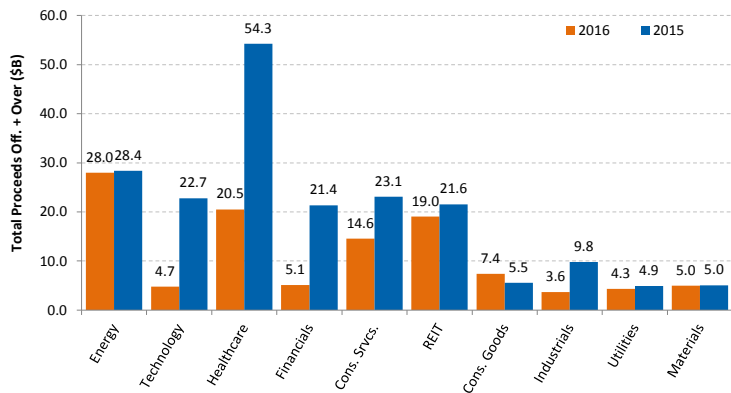
Market Summary

Week of August 1, 2016

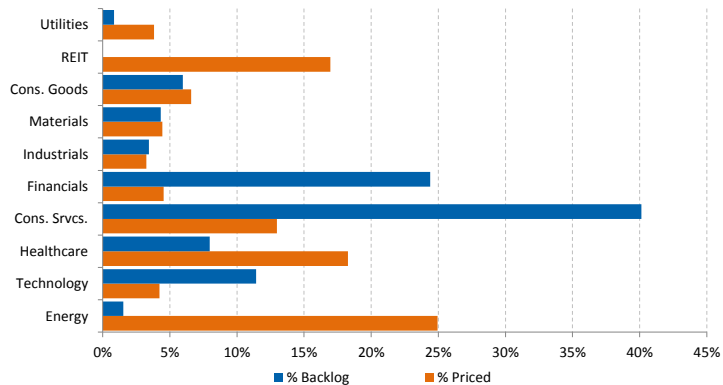
Trailing 12-Week US Proceeds by Deal Type



YoY Total US Issuance by Industry



YTD US Priced vs. Backlog



Market Summary

Major Indices	Last Close	1-Day (%)	1-Week (%)	1-Month (%)	1-Year (%)	YTD (%)
S&P 500	2,157.0	-0.64	-0.56	2.57	2.53	5.53
Dow Jones	18,313.8	-0.49	-0.87	2.03	3.53	5.10
NASDAQ	5,137.7	-0.90	-0.54	5.66	0.18	2.60
Russell 2000	1,202.3	-1.38	-1.19	3.94	-2.93	5.85
FTSE 100	6,645.4	-0.73	-1.17	1.03	-0.76	6.46
DAX	10,144.3	-1.80	-1.01	3.77	-10.30	-5.57
Nikkei 225	16,391.5	-1.47	0.05	4.52	-20.37	-13.88
Hang Seng	22,129.1	0.00	0.00	6.42	-10.18	0.98
Brazil Bovespa	56,162.4	-1.05	-1.09	7.52	10.42	29.56
Mexico IPC	46,558.4	-0.53	-0.79	0.75	4.03	8.33

S&P 500 Sector Indices

Sector	Last Close	1-Day (%)	1-Week (%)	1-Month (%)	1-Year (%)	YTD (%)
Materials	302.6	-0.22	-1.37	4.07	4.99	10.59
Financials	315.4	-0.87	-1.14	2.80	-6.93	-1.98
Consumer Disc.	639.2	-1.46	-1.36	2.11	0.53	2.92
Consumer Staples	560.1	-0.11	-0.53	-0.56	8.71	8.04
Energy	489.8	0.89	-2.93	-4.85	-3.58	9.23
Healthcare	871.3	-0.41	0.82	4.45	-1.51	4.57
Industrials	498.6	-0.92	-1.70	1.91	6.77	7.57
Information Tech.	765.4	-0.83	0.81	7.21	7.50	6.09
Telecom	179.9	-0.55	-0.18	-2.13	18.60	20.03
Utilities	263.1	-0.59	-0.78	-1.28	17.88	19.61

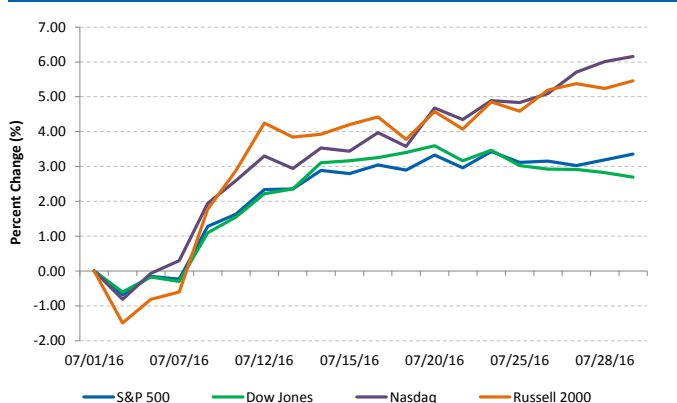
Commodities (NYMEX Front Month Contract)

Commodity	Last Close	1-Day (%)	1-Week (%)	1-Month (%)	1-Year (%)	YTD (%)
Gold	1,372.6	0.96	3.92	2.51	25.34	29.47
Silver	20.7	0.98	5.17	5.68	40.39	49.97
Copper	2.21	0.43	-0.74	-0.36	-6.54	3.47
Crude Oil	39.5	-1.37	-7.95	-19.35	-16.15	6.67
Natural Gas	2.7	-1.37	2.09	-8.50	0.63	16.94
Cotton	0.74	-0.54	0.04	13.83	15.22	16.91
Corn	3.34	-0.07	-1.62	-8.99	-12.39	-6.90
Sugar	0.19	1.28	-2.41	-8.33	71.01	25.00
Wheat	4.01	-1.17	-3.31	-6.74	-19.63	-14.63

Major Currencies

Currency	USD	EUR	GBP	JPY	CAD	AUD
USD	1.000	0.894	0.750	101.245	1.314	1.319
EUR	1.119	1.000	0.839	113.311	1.470	1.476
GBP	1.334	1.192	1.000	135.056	1.752	1.759
JPY	0.010	0.009	0.007	1.000	0.013	0.013
CAD	0.761	0.680	0.571	77.073	1.000	1.004
AUD	0.758	0.678	0.568	0.996	0.996	1.000

Major US Indices 1-Month Trailing



Econ Calendar

Monday, August 01, 2016			
Indicator	Period	Expectation	Result
ISM Index	Jul	53.1	52.6
Construction Spending	Jun	0.7%	-0.6%

Tuesday, August 02, 2016			
Indicator	Period	Expectation	Result
Personal Income	Jun	0.3%	0.2%
Personal Spending	Jun	0.3%	0.4%
Core PCE Prices	Jun	0.2%	0.1%
Auto Sales	Jul	-	5.16M
Truck Sales	Jul	-	9.10M

Wednesday, August 03, 2016			
Indicator	Period	Expectation	Result
MBA Mortgage Index	7/30	-	-3.5%
ADP Employment Change	Jul	165K	179K
ISM Services	Jul	55.8	-
Crude Inventories	7/30	-	-

Thursday, August 04, 2016			
Indicator	Period	Expectation	Result
Challenger Job Cuts	Jul	-	-
Initial Claims	7/30	264K	-
Continuing Claims	7/23	-	-
Factory Orders	Jun	-1.9%	-
Natural Gas Inventories	7/30	-	-

Friday, August 05, 2016			
Indicator	Period	Expectation	Result
Nonfarm Payrolls	Jul	185K	-
Nonfarm Private Payrolls	Jul	171K	-
Unemployment Rate	Jul	4.8%	-
Average Hourly Earnings	Jul	0.2%	-
Average Workweek	Jul	34.4	-
Trade Balance	Jun	-\$42.7B	-
Consumer Credit	Jun	\$16.2B	-

Source: Briefing.com

About Ipreo Analytics

Ipreo Capital Markets Services is an outsourced consultative service that serves as an extension of your team, focused on providing research, intelligence and data on the capital markets. If you have any questions, please contact Ipreo Capital Markets at CapitalMarkets@ipreo.com or 855-288-5995.

All deal data provided by Ipreo's Equity Deals Database, a comprehensive U.S. equities deals database providing quick and accurate deal information.