

# U.S. Equity Capital Markets

## Daily Market Update



Thursday, August 4, 2016

Data as of 8:00 AM

# Ipreso Daily Market Update

## Priced Deals

Week of August 1, 2016

### Initial Public Offerings This Week (2)

Issue Date	Issuer	Ticker	Sector	Domicile	Exchange	Bookrunners	Fin. Spons.	Filed Terms		Pricing Statistics				Performance Statistics			
								Last File Range (\$)	Last Offer Amt. (\$M)	Amt. + Over. (\$M)	Offer Price (\$)	Shrs. Offered	% Primary	Shoe Exer.	Last File/ Offer (%)	Offer/ Curr. (%)	Offer vs. Last File
8/3/16	First Hawaiian, Inc.	FHB	Financials	United States	NASDAQ	GS, BAML, BNPPAR, BRCLY, CS, DB, JPM, CITI, MS, UBS		21 - 23	463.9	485.0	23.00	21.1	0.0		4.55	-	Within
8/3/16	At Home Group Inc.	HOME	Consumer Services	United States	NYSE	GS, BAML, JEFFER, MS	•	14 - 16	130.0	130.0	15.00	8.7	100.0		0.00	-	Within
									<b>Total:</b>	<b>615.0</b>				<b>Average:</b>	<b>2.27</b>		<b>-</b>

### Follow-On Offerings This Week (4)

Issue Date	Issuer	Ticker	Sector	Domicile	Exchange	Bookrunners	Accel. Deal	Shelf Take.	Filed Terms		Pricing Statistics				Performance Statistics			
									Last File Range (\$)	Last Offer Amt. (\$M)	Amt. + Over. (\$M)	Offer Price (\$)	Shrs. Offered	% Primary	Shoe Exer.	Last Sale/ Offer (%)	Offer/ Curr. (%)	Last File/ Offer (%)
8/3/16	Ellie Mae, Inc.	ELLI	Technology	United States	NYSE	JPM, MS, BRCLY		•	96.27	264.7	247.5	90.00	2.8	100.0		-2.72	-	-6.51
8/1/16	Palatin Technologies Inc.	PTN	Healthcare	United States	NYSE MKT	CANACC		•	0.68	7.7	7.7	0.68	11.5	100.0		0.00	-16.96	0.00
8/3/16	DragonWave Inc.	-	Technology	Canada	NASDAQ	HCWAIN			-	12.5	6.0	3.35	1.8	100.0		0.00	-	-
8/2/16	Spherix Inc.	SPEX	Technology	United States	NASDAQ	LAIDLAK	•	•	2.10	3.3	2.5	1.57	1.6	100.0		-25.24	-0.64	-25.24
									<b>Total:</b>	<b>263.7</b>				<b>Average:</b>	<b>-6.99</b>		<b>-8.80</b>	

### Block Offerings This Week (7)

Issue Date	Issuer	Ticker	Sector	Domicile	Exchange	Bookrunners	Shelf Take.	Last Price (\$)	Pricing Statistics				Performance Stats		
									Amt. + Over. (\$M)	Offer Price (\$)	Shrs. Offered	% Primary	Shoe Exer.	Re-Off. Disc. (%)	Offer/ Curr. (%)
8/1/16	Brixmor Property Group Inc.	BRX	REIT	United States	NYSE	JPM, DB	•	28.27	828.0	27.60	30.0	100.0		-2.37	1.99
8/3/16	Regal Entertainment Group	RGC	Consumer Services	United States	NYSE	BAML	•	23.29	286.0	22.00	13.0	100.0		-5.54	-0.36
8/1/16	INC Research Holdings, Inc.	INCR	Healthcare	United States	NASDAQ	CS	•	44.51	211.5	42.30	5.0	0.0		-4.97	5.25
8/1/16	GasLog Partners LP.	GLOP	Energy	Monaco	NYSE	BRCLY	•	21	53.6	19.50	2.8	100.0		-7.14	0.00
8/2/16	AngioDynamics, Inc.	ANGO	Healthcare	United States	NASDAQ	CFCO	•	16.52	33.9	15.05	2.3	100.0		-8.90	0.93
8/2/16	Vista Gold Corp.	-	Basic Materials	United States	NYSE MKT	CFCO, HCWAIN	•	0	15.1	1.40	10.8	100.0		0.00	-9.45
8/2/16	Independent Bank Group, Inc.	IBTX	Financials	United States	NASDAQ	SANDLER	•	41.73	8.3	40.50	0.2	0.0		-2.95	1.83
									<b>Total:</b>	<b>1,436.3</b>			<b>Average:</b>	<b>-4.55</b>	<b>0.03</b>

### Equity-Related Offerings This Week (3)

Issue Date	Issuer	Ticker	Sector	Domicile	Exchange	Bookrunners	Talk		Pricing Statistics				Maturity	
							Coupon (%)	Premium (%)	Amt. + Over. (\$M)	Offer Price (\$)	Coupon (%)	Premium (%)		Shoe Exer.
8/2/16	DISH Network Corporation	DISH	Consumer Services	United States	NASDAQ	DB	3.125-3.625	30-35	2,500.0	1,000.00	3.38	32.50		08/15/2026
8/2/16	NextEra Energy, Inc.	NEE	Utilities	United States	NYSE	GS, CS, MIZUHO	6.123-6.123	25-25	1,500.0	50.00	6.12	24.55		09/01/2019
8/1/16	Inotek Pharmaceuticals Corp	ITEK	Healthcare	United States	NASDAQ	COWEN, PIPER	5.75-5.75	17.5-17.5	50.0	1,000.00	5.75	19.88		08/01/2021
									<b>Total:</b>	<b>4,050.0</b>				

# Ipreo Daily Market Update

## The Pipeline

Week of August 1, 2016

### Expected Deals This Week and Next (11)

Expected Date	Issuer	Ticker	Type	Sector	Domicile	Exchange	Bookrunners	Filed Terms			Timeline		
								Curr. Amt. Filed (\$M)	Curr. Shrs. Filed (M)	Curr. File Price/Range	Initial File Date	Last Amend. File Date	
w/k of 08/01/16	Gemphire Therapeutics Inc.	GEMP	IPO	Healthcare	United States	NASDAQ	JEFFER, RBC	45.0	3.8	11 - 13	4/18/16	6/13/16	
w/k of 08/01/16	AgEagle Aerial Systems Inc.	-	IPO	Industrials	United States	NASDAQ	NORTHL, ROTH	11.7	2.8	4.25	5/19/16	7/28/16	
w/k of 08/01/16	<b>MabVax Therapeutics Holdings, Inc.</b>	-	FO	Healthcare	United States	NASDAQ	LAIDLAK	0.8 ↓	1.3 ↓	0.62	5/17/16	<b>8/3/16</b>	
w/k of 08/08/16	Airgain, Inc	AIRG	IPO	Consumer Goods	United States	NASDAQ	NORTHL, WUNDER	14.3	1.5	9 - 10	7/15/16	7/29/16	
08/03/16	Atomeria Inc	ATMR	IPO	Technology	United States	NASDAQ	NATSEC	24.0	3.2	7.50	6/30/16	7/29/16	
08/04/16	<b>Rayonier Advanced Materials Inc</b>	RYAM PR A	CVT	Basic Materials	United States	NYSE	BAML, JPM, WFC	125.0	1.3	-	<b>8/3/16</b>	-	
08/04/16	Motif Bio PLC	MTFB	FO	Healthcare	United Kingdom	NASDAQ	SUNTCAP, LADENBURG	40.3	2.8	-	7/12/16	7/27/16	
08/04/16	<b>MRI Interventions, Inc.</b>	-	FO	Healthcare	United States	NASDAQ	ROTH	26.5 ↓	1.7 ↓	15.59	5/26/16	<b>8/1/16</b>	
08/10/16	<b>Medpace Holdings, Inc.</b>	MEDP	IPO	Healthcare	United States	NASDAQ	JEFFER, CS, UBS, WFC	150.5	7.0	20 - 23	6/24/16	<b>8/1/16</b>	
08/10/16	<b>Protagonist Therapeutics, Inc</b>	PTGX	IPO	Healthcare	United States	NASDAQ	LEERINK, BRCLY, BMO	70.0	5.8	11 - 13	7/11/16	<b>8/1/16</b>	
08/10/16	<b>Optex Systems Holdings, Inc.</b>	-	FO	Industrials	United States	OTCBB	GUNNAR	5.8 ↑	-	1.82	7/22/16	<b>8/2/16</b>	
<i>* Bold text indicates a deal was initially filed or amended this week</i>								<b>Total:</b>	<b>513.8</b>				

### Amended Filings This Week (2)

Amended Date	Issuer	Ticker	Type	Sector	Domicile	Exchange	Bookrunners	Filed Terms			Timeline	
								Curr. Amt. Filed (\$M)	Curr. Shrs. Filed (M)	Curr. File Price/Range	Initial File Date	Expected Date
8/1/16	JELD-WEN Holding, Inc.	-	IPO	Industrials	United States	NYSE	BRCLY, CITI, CS, JPM	100.0	-	-	6/1/16	To be ann.
8/2/16	ImmunoCellular Therapeutics, Ltd.	-	FO	Healthcare	United States	NYSE MKT	MAXIM	13.6 ↓	51.5 ↓	0.27	6/1/16	To be ann.
<b>Total:</b>								<b>113.6</b>				

### Initial Filings This Week (0)

Filing Date	Issuer	Ticker	Type	Sector	Domicile	Exchange	Bookrunners	Filed Terms			Timeline	
								Curr. Amt. Filed (\$M)	Curr. Shrs. Filed (M)	Curr. File Price/Range	Expected Date	
<i>No Initial Filings this week</i>												

### Shelf Filings This Week (7)

Filing Date	Issuer	Ticker	Type	Sector	Domicile	Exchange	Type	Filed Terms			
								Curr. Amt. Filed (\$M)	Curr. Shrs. Filed (M)	Curr. File Price/Range	
8/1/16	ProNai Therapeutics, Inc.	DNAI	FO	Healthcare	Canada	NASDAQ	Universal	150.0	-	-	
8/1/16	Neos Therapeutics, Inc.	NEOS	FO	Healthcare	United States	NASDAQ	Universal	125.0	-	-	
8/1/16	McBc Holdings, Inc.	MCFT	FO	Consumer Goods	United States	NASDAQ	Common Stock	111.7	9.7	11.49	
8/1/16	United States Steel Corp.	X	FO	Basic Materials	United States	NYSE	Common Stock	100.0	3.8	26.57	
8/3/16	Columbus McKinnon Corp.	CMCO	FO	Industrials	United States	NASDAQ	Universal	250.0	-	-	
8/3/16	RadiSys Corp.	RSYS	FO	Technology	United States	NASDAQ	Universal	100.0	-	-	
8/3/16	EndoChoice Holdings, Inc.	GI	FO	Healthcare	United States	NYSE	Universal	100.0	-	-	
<i>* Shelf filings over \$50M</i>								<b>Total:</b>	<b>936.7</b>		

### Withdrawn or Postponed Deals This Week (2)

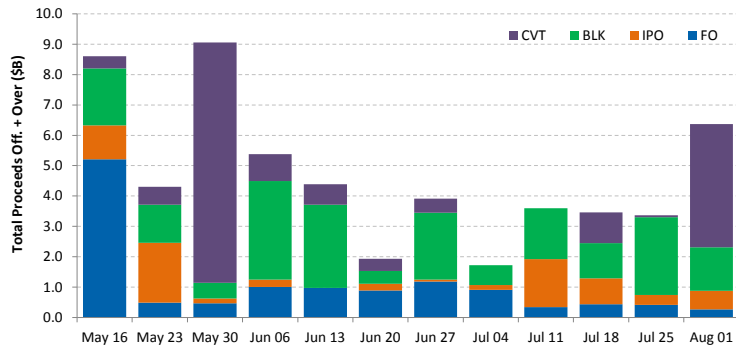
W/P Date	Issuer	Ticker	Type	Sector	Domicile	Exchange	Bookrunners	Filed Terms		
								Curr. Amt. Filed (\$M)	Curr. Shrs. Filed (M)	Reason
8/2/16	Bioventus Inc.	BIOV	IPO	Healthcare	United States	NASDAQ	JPM, PIPER	150.0	8.8	Unknown
8/2/16	inVentiv Group Holdings, Inc.	IVH	IPO	Industrials	United States	NYSE	CS, MS, GS, JEFFER, BRCLY, CITI, BAML, WFC	100.0	-	Unknown
<b>Total:</b>								<b>250.0</b>		

# Ipreo Daily Market Update

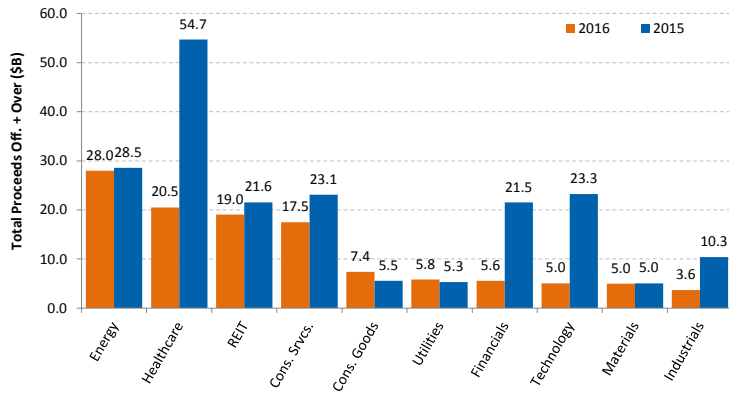
## Market Summary

Week of August 1, 2016

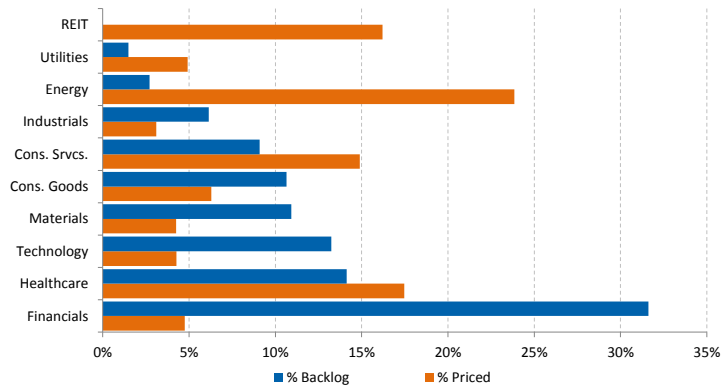
Trailing 12-Week US Proceeds by Deal Type



YoY Total US Issuance by Industry



YTD US Priced vs. Backlog



Market Summary

Major Indices	Last Close	1-Day (%)	1-Week (%)	1-Month (%)	1-Year (%)	YTD (%)
S&P 500	2,163.8	0.31	-0.13	2.89	3.13	5.86
Dow Jones	18,355.0	0.23	-0.63	2.26	4.30	5.34
NASDAQ	5,159.7	0.43	0.39	6.11	0.87	3.04
Russell 2000	1,212.7	0.86	-0.51	4.84	-1.55	6.76
FTSE 100	6,634.4	-0.17	-1.72	0.86	-0.81	6.28
DAX	10,170.2	0.26	-1.45	4.03	-11.13	-5.33
Nikkei 225	16,083.1	-1.88	-3.49	2.55	-21.73	-15.50
Hang Seng	21,739.1	-1.76	-2.16	4.54	-10.95	-0.80
Brazil Bovespa	57,076.9	1.63	0.39	9.27	13.84	31.67
Mexico IPC	46,844.5	0.61	0.07	1.37	4.32	9.00

S&P 500 Sector Indices

S&P 500 Sector Indices	Last Close	1-Day (%)	1-Week (%)	1-Month (%)	1-Year (%)	YTD (%)
Materials	303.3	0.24	-1.20	4.32	6.01	10.86
Financials	318.4	0.96	-0.12	3.79	-6.07	-1.04
Consumer Disc.	640.8	0.25	-0.77	2.37	1.03	3.18
Consumer Staples	557.2	-0.52	0.41	-1.08	7.82	7.48
Energy	498.5	1.76	-0.19	-3.17	0.12	11.15
Healthcare	869.2	-0.24	0.17	4.20	-1.76	4.32
Industrials	500.6	0.40	-0.86	2.31	7.67	8.00
Information Tech.	768.3	0.38	0.42	7.61	8.41	6.49
Telecom	179.8	-0.09	-0.92	-2.22	18.25	19.92
Utilities	261.5	-0.61	-0.22	-1.88	16.51	18.88

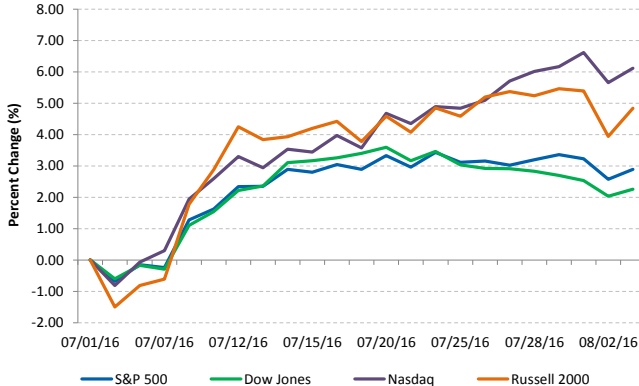
Commodities (NYMEX Front Month Contract)

Commodities	Last Close	1-Day (%)	1-Week (%)	1-Month (%)	1-Year (%)	YTD (%)
Gold	1,364.7	-0.58	2.86	1.92	25.27	28.72
Silver	20.5	-1.11	2.38	4.51	41.03	48.31
Copper	2.20	-0.48	0.62	-0.83	-6.29	2.97
Crude Oil	40.8	3.34	-2.60	-16.66	-9.61	10.23
Natural Gas	2.8	3.88	6.73	-4.95	3.31	21.48
Cotton	0.74	0.42	1.01	14.31	16.08	17.40
Corn	3.35	0.30	-2.33	-8.72	-11.02	-6.62
Sugar	0.19	-0.05	-0.31	-8.37	74.84	24.93
Wheat	4.10	2.24	-1.08	-4.65	-17.79	-12.71

Major Currencies

Major Currencies	USD	EUR	GBP	JPY	CAD	AUD
USD	1.000	0.899	0.752	101.375	1.308	1.313
EUR	1.113	1.000	0.837	112.791	1.455	1.460
GBP	1.330	1.195	1.000	134.814	1.739	1.745
JPY	0.010	0.009	0.007	1.000	0.013	0.013
CAD	0.765	0.687	0.575	77.519	1.000	1.004
AUD	0.762	0.685	0.573	0.996	0.996	1.000

Major US Indices 1-Month Trailing



Econ Calendar

Monday, August 01, 2016			
Indicator	Period	Expectation	Result
ISM Index	Jul	53.1	52.6
Construction Spending	Jun	0.7%	-0.6%

Tuesday, August 02, 2016			
Indicator	Period	Expectation	Result
Personal Income	Jun	0.3%	0.2%
Personal Spending	Jun	0.3%	0.4%
Core PCE Prices	Jun	0.2%	0.1%
Auto Sales	Jul	-	5.16M
Truck Sales	Jul	-	9.10M

Wednesday, August 03, 2016			
Indicator	Period	Expectation	Result
MBA Mortgage Index	7/30	-	-3.5%
ADP Employment Change	Jul	165K	179K
ISM Services	Jul	55.8	55.5
Crude Inventories	7/30	-	1.413M

Thursday, August 04, 2016			
Indicator	Period	Expectation	Result
Challenger Job Cuts	Jul	-	-57.1%
Initial Claims	7/30	264K	269K
Continuing Claims	7/23	-	2138K
Factory Orders	Jun	-1.9%	-
Natural Gas Inventories	7/30	-	-

Friday, August 05, 2016			
Indicator	Period	Expectation	Result
Nonfarm Payrolls	Jul	185K	-
Nonfarm Private Payrolls	Jul	171K	-
Unemployment Rate	Jul	4.8%	-
Average Hourly Earnings	Jul	0.2%	-
Average Workweek	Jul	34.4	-
Trade Balance	Jun	-\$42.7B	-
Consumer Credit	Jun	\$16.2B	-

Source: Briefing.com

### About Ipreo Analytics

Ipreo Capital Markets Services is an outsourced consultative service that serves as an extension of your team, focused on providing research, intelligence and data on the capital markets. If you have any questions, please contact Ipreo Capital Markets at [CapitalMarkets@ipreo.com](mailto:CapitalMarkets@ipreo.com) or 855-288-5995.

All deal data provided by Ipreo's Equity Deals Database, a comprehensive U.S. equities deals database providing quick and accurate deal information.

