

U.S. Equity Capital Markets

Daily Market Update



Monday, September 19, 2016

Data as of 8:00 AM

Ipreo Daily Market Update

Priced Deals

Week of September 19, 2016

Initial Public Offerings This Week (0)

Issue Date	Issuer	Ticker	Sector	Domicile	Exchange	Bookrunners	Fin. Spons.	Filed Terms		Pricing Statistics				Performance Statistics		
								Last File Range (\$)	Last Offer Amt. (\$M)	Amt. + Over. (\$M)	Offer Price (\$)	Shrs. Offered	% Primary	Shoe Exer.	Last File/ Offer (%)	Offer/ Curr. (%)

No IPOs have priced so far this week

Follow-On Offerings This Week (0)

Issue Date	Issuer	Ticker	Sector	Domicile	Exchange	Bookrunners	Accel. Deal	Shelf Take.	Filed Terms		Pricing Statistics				Performance Statistics		
									Last File Range (\$)	Last Offer Amt. (\$M)	Amt. + Over. (\$M)	Offer Price (\$)	Shrs. Offered	% Primary	Shoe Exer.	Last Sale/ Offer (%)	Offer/ Curr. (%)

No Follow-Ons have priced so far this week

Block Offerings This Week (0)

Issue Date	Issuer	Ticker	Sector	Domicile	Exchange	Bookrunners	Shelf Take.	Last Price (\$)	Pricing Statistics				Performance Stats	
									Amt. + Over. (\$M)	Offer Price (\$)	Shrs. Offered	% Primary	Shoe Exer.	Re-Off. (%)

No Blocks have priced this week

Equity-Related Offerings This Week (0)

Issue Date	Issuer	Ticker	Sector	Domicile	Exchange	Bookrunners	Talk		Pricing Statistics				
							Coupon (%)	Premium (%)	Amt. + Over. (\$M)	Offer Price (\$)	Coupon (%)	Premium (%)	Shoe Exer.

No Converts have priced this week

Ipreo Daily Market Update

The Pipeline

Week of September 19, 2016

Expected Deals This Week and Next (12)

Expected Date	Issuer	Ticker	Type	Sector	Domicile	Exchange	Bookrunners	Filed Terms			Timeline	
								Curr. Amt. Filed (\$M)	Curr. Shrs. Filed (M)	Curr. File Price/Range	Initial File Date	Last Amend. File Date
w/k of 09/19/16	Highland Acquisition Corp	HLACU	IPO	Blank Check	United States	NASDAQ	LADENBURG	250.0	25.0	10.00	5/23/16	-
w/k of 09/19/16	AzurRx BioPharma, Inc.	AZRX	IPO	Healthcare	United States	NASDAQ	WALBETHCAP, NETWORK	11.9	1.7	6 - 8	7/13/16	9/2/16
w/k of 09/19/16	Superior Drilling Products, Inc	SDPI	FO	Energy	United States	NYSE MKT	ROTH	6.1	5.0	1.22	7/11/16	8/31/16
09/20/16	The Trade Desk, Inc.	TTD	IPO	Technology	United States	NASDAQ	CITI, JEFFER, RBC	70.0	4.7	14 - 16	8/22/16	9/6/16
09/20/16	Novan, Inc.	NOVN	IPO	Healthcare	United States	NASDAQ	PIPER	45.0	3.8	11 - 13	8/24/16	9/8/16
09/21/16	e.l.f. Beauty, Inc.	ELF	IPO	Consumer Goods	United States	NYSE	JPM, MS, PIPER, WFC	125.0	8.3	14 - 16	8/26/16	9/12/16
09/22/16	Valvoline Inc.	VVV	IPO	Consumer Goods	United States	NYSE	BAML, CITI, MS, DB, GS, JPM	645.0	30.0	20 - 23	5/31/16	9/12/16
09/22/16	Apptio, Inc.	APTI	IPO	Technology	United States	NASDAQ	GS, JPM, BAML, BRCLY, JEFFER, RBC, KEYBANC	84.0	6.0	13 - 15	8/26/16	9/12/16
09/22/16	Gridsum Holding Inc.	GSUM	IPO	Technology	China	NASDAQ	GS, CITI, STFL	75.0	6.5	10.50 - 12.50	8/26/16	9/9/16
09/22/16	AC Immune SA	ACIU	IPO	Healthcare	Switzerland	NASDAQ	CS, JEFFER, LEERINK	54.5	4.5	11 - 13	5/31/16	9/13/16
09/22/16	CapStar Financial Holdings, Inc.	CSTR	IPO	Financials	United States	NASDAQ	STFL, SANDLER	40.1	2.6	14.50 - 16.50	8/29/16	9/14/16
09/22/16	Full Spectrum Inc.	FMAX	IPO	Technology	United States	NASDAQ	GUNNAR	15.0	1.9	7 - 9	6/30/16	9/2/16
Total:								1,421.6				

Amended Filings This Week (0)

Amended Date	Issuer	Ticker	Type	Sector	Domicile	Exchange	Bookrunners	Filed Terms			Timeline	
								Curr. Amt. Filed (\$M)	Curr. Shrs. Filed (M)	Curr. File Price/Range	Initial File Date	Expected Date
No Amended Filings this week												

Initial Filings This Week (0)

Filing Date	Issuer	Ticker	Type	Sector	Domicile	Exchange	Bookrunners	Filed Terms			Timeline	
								Curr. Amt. Filed (\$M)	Curr. Shrs. Filed (M)	Curr. File Price/Range	Expected Date	
No Initial Filings this week												

Shelf Filings This Week (0)

Filing Date	Issuer	Ticker	Type	Sector	Domicile	Exchange	Type	Filed Terms		
								Curr. Amt. Filed (\$M)	Curr. Shrs. Filed (M)	Curr. File Price/Range
No Shelf Filings this week										

Withdrawn or Postponed Deals This Week (0)

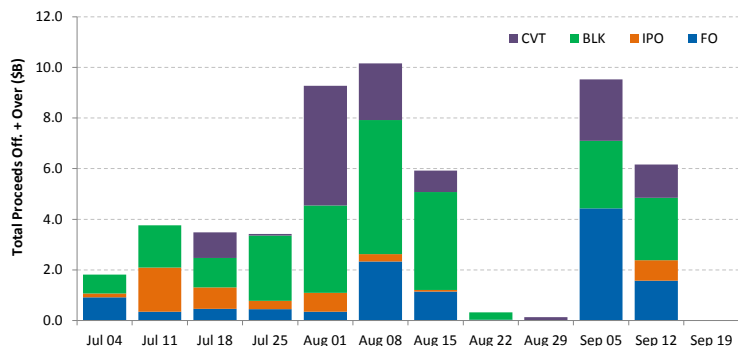
W/P Date	Issuer	Ticker	Type	Sector	Domicile	Exchange	Bookrunners	Filed Terms		
								Curr. Amt. Filed (\$M)	Curr. Shrs. Filed (M)	Reason
No Withdrawn or Postponed deals this week										

Ipreo Daily Market Update

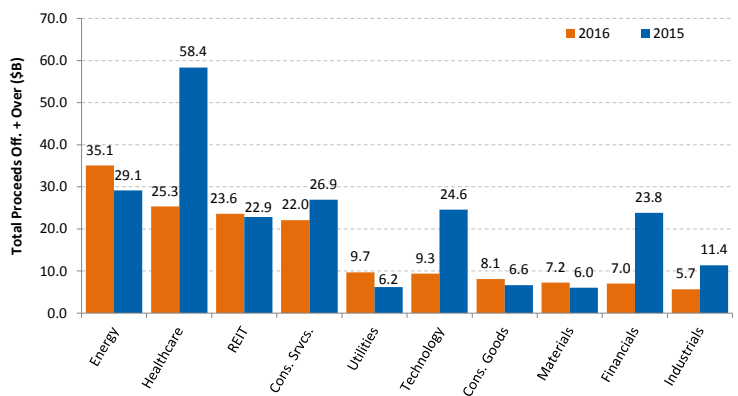
Market Summary

Week of September 19, 2016

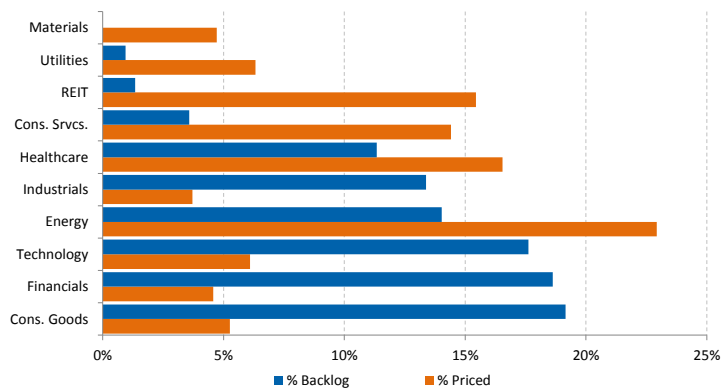
Trailing 12-Week US Proceeds by Deal Type



YoY Total US Issuance by Industry



YTD US Priced vs. Backlog



Market Summary

Major Indices	Last Close	1-Day (%)	1-Week (%)	1-Month (%)	1-Year (%)	YTD (%)
S&P 500	2,139.2	-0.38	0.53	-1.79	7.21	4.66
Dow Jones	18,123.8	-0.49	0.21	-2.31	8.27	4.01
NASDAQ	5,244.6	-0.10	2.31	0.33	7.27	4.74
Russell 2000	1,224.8	-0.18	0.46	-0.52	4.22	7.83
FTSE 100	6,710.3	-0.30	-0.98	-2.66	7.72	7.50
DAX	10,276.2	-1.49	-2.81	-3.75	0.48	-4.35
Nikkei 225	16,519.3	0.70	-2.63	-0.47	-9.09	-13.21
Hang Seng	23,335.6	0.00	-3.17	1.85	6.23	6.49
Brazil Bovespa	57,079.8	-1.43	-1.59	-3.02	17.56	31.67
Mexico IPC	45,922.9	0.00	-1.15	-5.02	6.13	6.85

S&P 500 Sector Indices

S&P 500 Sector Indices	Last Close	1-Day (%)	1-Week (%)	1-Month (%)	1-Year (%)	YTD (%)
Materials	293.9	-0.38	-0.99	-3.44	8.74	7.41
Financials	319.2	-0.91	-1.26	-0.98	1.03	-0.79
Consumer Disc.	624.1	-0.16	0.48	-3.71	2.77	0.49
Consumer Staples	542.3	-0.30	0.70	-3.13	10.62	4.61
Energy	496.8	-0.86	-2.91	-3.01	4.58	10.78
Healthcare	834.4	0.11	1.21	-2.68	1.10	0.14
Industrials	490.8	-0.77	-0.50	-3.36	8.63	5.88
Information Tech.	792.1	-0.33	3.03	1.35	15.57	9.78
Telecom	169.7	-0.43	0.51	-3.24	16.14	13.23
Utilities	250.3	0.91	2.42	-0.05	17.50	13.78

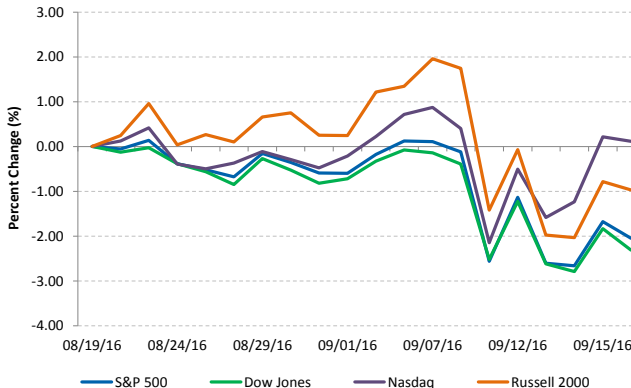
Commodities (NYMEX Front Month Contract)

Commodities	Last Close	1-Day (%)	1-Week (%)	1-Month (%)	1-Year (%)	YTD (%)
Gold	1,310.2	-0.59	-1.82	-3.44	17.09	23.58
Silver	18.9	-0.94	-2.61	-5.09	26.72	36.65
Copper	2.16	0.02	3.23	-0.55	-11.91	1.17
Crude Oil	43.0	-2.00	-6.21	-7.62	-8.74	16.17
Natural Gas	2.9	0.72	5.40	12.65	10.83	26.14
Cotton	0.67	-0.65	-2.61	-1.92	7.29	6.32
Corn	3.37	2.12	-1.17	-0.07	-12.69	-6.06
Sugar	0.22	6.19	12.41	10.91	82.24	47.44
Wheat	4.03	0.94	-0.06	-4.78	-17.41	-14.20

Major Currencies

Major Currencies	USD	EUR	GBP	JPY	CAD	AUD
USD	1.000	0.895	0.766	101.850	1.316	1.325
EUR	1.117	1.000	0.856	113.763	1.469	1.480
GBP	1.305	1.168	1.000	132.909	1.717	1.729
JPY	0.010	0.009	0.008	1.000	0.013	0.013
CAD	0.760	0.681	0.582	77.417	1.000	1.007
AUD	0.755	0.676	0.578	0.993	0.993	1.000

Major US Indices 1-Month Trailing



Econ Calendar

Monday, September 19, 2016			
Indicator	Period	Expectation	Result
NAHB Housing Mkt. Index	Sep	59	

Tuesday, September 20, 2016			
Indicator	Period	Expectation	Result
Housing Starts	Aug	1186K	
Building Permits	Aug	1160K	

Wednesday, September 21, 2016			
Indicator	Period	Expectation	Result
MBA Mortgage Index	9/17	-	
Crude Inventories	9/17	-	

Thursday, September 22, 2016			
Indicator	Period	Expectation	Result
FOMC Rate Decision	Sep	0.375%	
Initial Claims	9/17	262K	
Continuing Claims	9/10	-	
FHFA Housing Price Index	Jul	-	
Existing Home Sales	Aug	5.50M	
Natural Gas Inventories	9/17	-	

Friday, September 23, 2016			
Indicator	Period	Expectation	Result
No Releases Scheduled			

Source: Briefing.com

About Ipreo Analytics

Ipreo Capital Markets Services is an outsourced consultative service that serves as an extension of your team, focused on providing research, intelligence and data on the capital markets. If you have any questions, please contact Ipreo Capital Markets at CapitalMarkets@ipreo.com or 855-288-5995.

All deal data provided by Ipreo's Equity Deals Database, a comprehensive U.S. equities deals database providing quick and accurate deal information.

