

# U.S. Equity Capital Markets

## Daily Market Update



Monday, March 27, 2017

Data as of 8:00 AM

# Ipreo Daily Market Update



## Priced Deals

Week of March 27, 2017

### Initial Public Offerings This Week (0)

Issue Date	Issuer	Ticker	Sector	Domicile	Exchange	Bookrunners	Fin. Spons.	Filed Terms		Pricing Statistics				Performance Statistics		
								Last File Range (\$)	Last Offer Amt. (\$M)	Amt. + Over. (\$M)	Offer Price (\$)	Shrs. Offered	% Primary	Shoe Exer.	Last File/ Offer (%)	Offer/ Curr. (%)
<i>No IPOs have priced so far this week</i>																

### Follow-On Offerings This Week (0)

Issue Date	Issuer	Ticker	Sector	Domicile	Exchange	Bookrunners	Accel. Deal	Shelf Take.	Filed Terms		Pricing Statistics				Performance Statistics		
									Last File Range (\$)	Last Offer Amt. (\$M)	Amt. + Over. (\$M)	Offer Price (\$)	Shrs. Offered	% Primary	Shoe Exer.	Last Sale/ Offer (%)	Offer/ Curr. (%)
<i>No Follow-Ons have priced so far this week</i>																	

### Block Offerings This Week (0)

Issue Date	Issuer	Ticker	Sector	Domicile	Exchange	Bookrunners	Shelf Take.	Last Price (\$)	Pricing Statistics				Performance Stats	
									Amt. + Over. (\$M)	Offer Price (\$)	Shrs. Offered	% Primary	Shoe Exer.	Re-Off. Disc. (%)
<i>No Blocks have priced this week</i>														

### Equity-Related Offerings This Week (0)

Issue Date	Issuer	Ticker	Sector	Domicile	Exchange	Bookrunners	Talk		Pricing Statistics				
							Coupon (%)	Premium (%)	Amt. + Over. (\$M)	Offer Price (\$)	Coupon (%)	Premium (%)	Shoe Exer.
<i>No Converts have priced this week</i>													

# Ipreo Daily Market Update

## The Pipeline



Week of March 27, 2017

### Expected Deals This Week and Next (2)

Expected Date	Issuer	Ticker	Type	Sector	Domicile	Exchange	Bookrunners	Filed Terms			Timeline	
								Curr. Amt. Filed (\$M)	Curr. Shrs. Filed (M)	Curr. File Price/Range	Initial File Date	Last Amend. File Date
w/k of 03/27/17	Atossa Genetics Inc.	ATOS	FO	Blank Check	United States	NASDAQ	AEGIS	6.1	4.0	1.53	2/13/17	3/23/17
04/05/17	Schneider National, Inc.	SNDR	IPO	Industrials	United States	NYSE	MS, UBS, BAML, CITI, CS, JPM, WFC	550.0	28.9	18 - 20	12/22/16	3/24/17
<b>Total:</b>								<b>556.1</b>				

### Amended Filings This Week (4)

Amended Date	Issuer	Ticker	Type	Sector	Domicile	Exchange	Bookrunners	Filed Terms			Timeline	
								Curr. Amt. Filed (\$M)	Curr. Shrs. Filed (M)	Curr. File Price/Range	Initial File Date	Expected Date
3/27/17	Hess Midstream Partners LP	HESM	IPO	Energy	United States	NYSE	GS, MS, CITI, JPM, MITSUFIN, WFC	250.0	12.5	19 - 21	9/24/14	To be ann.
3/27/17	Okta, Inc.	OKTA	IPO	Technology	United States	NASDAQ	GS, JPM, ALLEN	154.0	11.0	13 - 15	3/13/17	To be ann.
3/27/17	Elevate Credit, Inc.	ELVT	IPO	Technology	United States	NYSE	UBS, CS, JEFFER	100.1 ↑	7.7 ↑	12 - 14 ↓	11/9/15	To be ann.
3/27/17	ENDRA Life Sciences Inc.	-	IPO	Healthcare	United States	NASDAQ	DCO, DAWJS	7.4 ↓	1.4 ↓	5 - 5.50	11/18/16	To be ann.
<b>Total:</b>								<b>511.5</b>				

### Initial Filings This Week (1)

Filing Date	Issuer	Ticker	Type	Sector	Domicile	Exchange	Bookrunners	Filed Terms			Timeline
								Curr. Amt. Filed (\$M)	Curr. Shrs. Filed (M)	Curr. File Price/Range	Expected Date
3/27/17	Akcea Therapeutics, Inc.	AKCA	IPO	Healthcare	United States	NASDAQ	COWEN, STFL, WFC	100.0	-	-	To be ann.
<b>Total:</b>								<b>100.0</b>			

### Shelf Filings This Week (1)

Filing Date	Issuer	Ticker	Type	Sector	Domicile	Exchange	Type	Filed Terms			
								Curr. Amt. Filed (\$M)	Curr. Shrs. Filed (M)	Curr. File Price/Range	
3/27/17	Camtek Ltd.	CAMT	FO	Technology	Israel	NASDAQ	Universal	50.0	-	-	
* Shelf filings over \$50M								<b>Total:</b>	<b>50.0</b>		

### Withdrawn or Postponed Deals This Week (0)

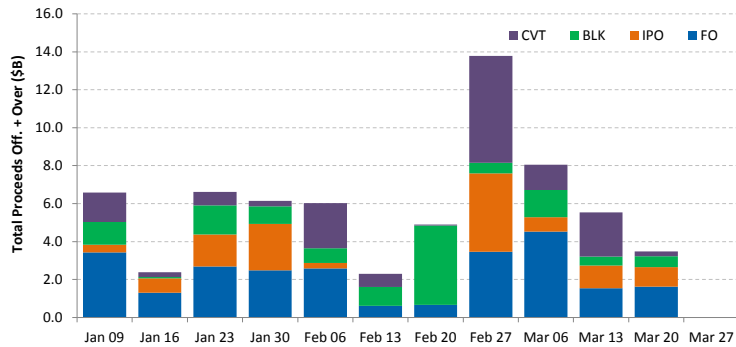
W/P Date	Issuer	Ticker	Type	Sector	Domicile	Exchange	Bookrunners	Filed Terms		
								Curr. Amt. Filed (\$M)	Curr. Shrs. Filed (M)	Reason
No Withdrawn or Postponed deals this week										

# Ipreo Daily Market Update

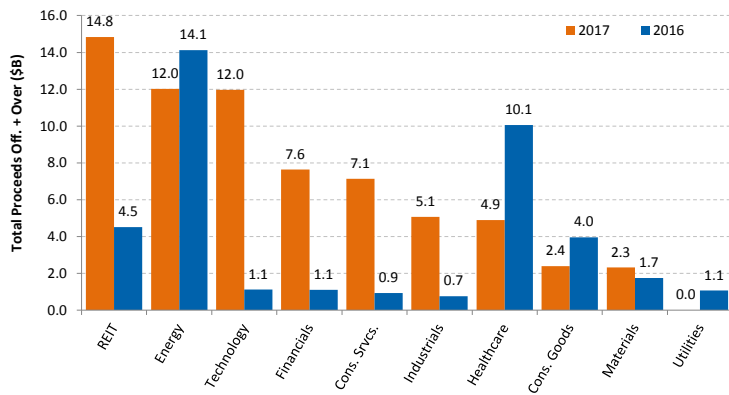
## Market Summary

Week of March 27, 2017

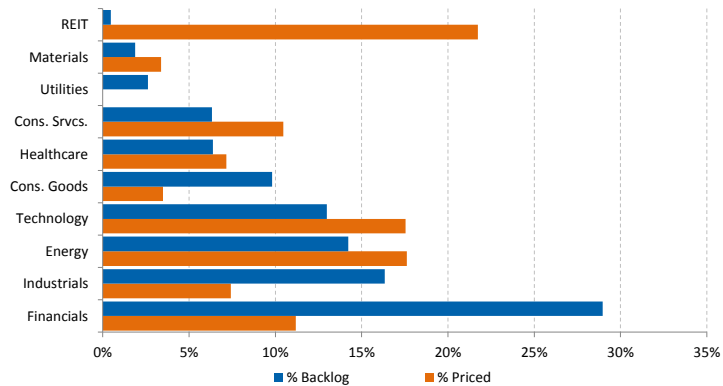
Trailing 12-Week US Proceeds by Deal Type



YoY Total US Issuance by Industry



YTD US Priced vs. Backlog



Market Summary

Major Indices	Last Close	1-Day (%)	1-Week (%)	1-Month (%)	1-Year (%)	YTD (%)
S&P 500	2,344.0	-0.08	-1.44	-0.99	15.13	4.70
Dow Jones	20,596.7	-0.29	-1.52	-1.08	17.59	4.22
NASDAQ	5,828.7	0.19	-1.22	-0.28	22.11	8.28
Russell 2000	1,354.6	0.09	-2.65	-2.86	25.48	-0.18
FTSE 100	7,336.8	-0.05	-1.19	1.29	20.15	2.72
DAX	12,064.3	0.20	-0.26	2.20	22.46	5.08
Nikkei 225	19,262.5	0.93	-1.33	-0.11	14.03	0.78
Hang Seng	24,358.3	0.13	0.20	1.64	19.72	10.72
Brazil Bovespa	63,853.8	0.51	-0.55	-4.21	28.59	6.02
Mexico IPC	49,083.9	0.84	1.01	4.33	7.53	7.54

S&P 500 Sector Indices

S&P 500 Sector Indices	Last Close	1-Day (%)	1-Week (%)	1-Month (%)	1-Year (%)	YTD (%)
Materials	324.4	-0.94	-1.51	-1.46	15.65	3.92
Financials	391.4	-0.09	-3.81	-3.43	29.95	1.25
Consumer Disc.	688.8	0.17	-1.01	-0.38	11.79	6.33
Consumer Staples	562.5	-0.26	-0.72	-0.91	4.88	5.77
Energy	502.9	-0.46	-1.74	-2.63	8.90	-9.30
Healthcare	858.6	-0.03	-1.30	-0.55	10.18	7.74
Industrials	554.6	-0.29	-1.78	-1.85	15.56	3.08
Information Tech.	896.6	0.05	-0.86	0.94	23.88	10.97
Telecom	169.0	0.09	-1.91	-2.09	-1.05	-4.31
Utilities	263.5	0.40	1.27	1.10	6.01	6.77

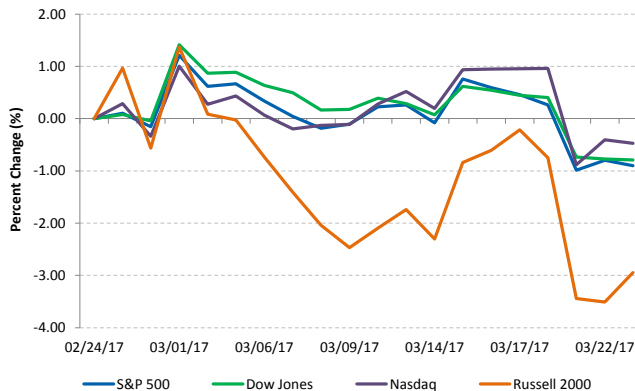
Commodities (NYMEX Front Month Contract)

Commodities	Last Close	1-Day (%)	1-Week (%)	1-Month (%)	1-Year (%)	YTD (%)
Gold	1,248.5	0.10	1.49	-0.78	2.20	8.40
Silver	17.7	0.88	1.92	-3.22	16.77	11.00
Copper	2.63	-0.51	-2.25	-1.83	18.04	5.01
Crude Oil	48.0	0.57	-1.66	-11.15	21.57	-10.70
Natural Gas	3.1	0.82	4.34	10.37	70.32	-16.50
Cotton	0.77	0.26	-1.14	1.18	34.22	9.65
Corn	3.56	-0.14	-3.06	-2.13	-3.72	1.21
Sugar	0.18	0.62	-2.53	-10.60	11.59	-9.23
Wheat	4.25	0.89	-2.64	-5.19	-8.26	4.11

Major Currencies

Major Currencies	USD	EUR	GBP	JPY	CAD	AUD
USD	1.000	0.920	0.794	110.290	1.332	1.310
EUR	1.087	1.000	0.863	119.878	1.448	1.424
GBP	1.259	1.158	1.000	138.855	1.678	1.649
JPY	0.009	0.008	0.007	1.000	0.012	0.012
CAD	0.751	0.690	0.596	82.775	1.000	0.983
AUD	0.763	0.702	0.606	1.017	1.017	1.000

Major US Indices 1-Month Trailing



Econ Calendar

Monday, March 27, 2017			
Indicator	Period	Expectation	Result
No Releases Scheduled			

Tuesday, March 28, 2017			
Indicator	Period	Expectation	Result
Adv. International Trade in Gc	Feb	-\$66.1B	
Adv. Wholesale Inventories	Feb	0.2%	
S&P Case-Shiller Home Price I	Jan	5.6%	
Consumer Confidence	Mar	113.3	

Wednesday, March 29, 2017			
Indicator	Period	Expectation	Result
MBA Mortgage Applications I	3/25	NA	
Pending Home Sales	Feb	2.4%	
Crude Inventories	3/25	NA	

Thursday, March 30, 2017			
Indicator	Period	Expectation	Result
GDP - Third Estimate	Q4	2.0%	
GDP Deflator - Third Estimate	Q4	2.0%	
Initial Claims	3/25	245K	
Continuing Claims	3/18	NA	
Natural Gas Inventories	3/25	NA	

Friday, March 31, 2017			
Indicator	Period	Expectation	Result
Personal Income	Feb	0.4%	
Personal Spending	Feb	0.2%	
PCE Price Index	Feb	0.1%	
PCE Prices - Core	Feb	0.2%	
Chicago PMI	Mar	55.8	
Michigan Sentiment - Final	Mar	97.6	

Source: Briefing.com

### About Ipreo Analytics

Ipreo Capital Markets Services is an outsourced consultative service that serves as an extension of your team, focused on providing research, intelligence and data on the capital markets. If you have any questions, please contact Ipreo Capital Markets at [CapitalMarkets@ipreo.com](mailto:CapitalMarkets@ipreo.com) or 855-288-5995.

All deal data provided by Ipreo's Equity Deals Database, a comprehensive U.S. equities deals database providing quick and accurate deal information.

