

# U.S. Equity Capital Markets

## Daily Market Update



Tuesday, March 28, 2017

Data as of 8:00 AM

# Ipreo Daily Market Update

## Priced Deals

Week of March 27, 2017

### Initial Public Offerings This Week (0)

Issue		Ticker	Sector	Domicile	Exchange	Bookrunners	Fin. Spons.	Filed Terms		Pricing Statistics				Performance Statistics		
Date	Issuer							Last File Range (\$)	Last Offer Amt. (\$M)	Amt. + Over. (\$M)	Offer Price (\$)	Shrs. Offered	% Primary	Shoe Exer.	Last File/ Offer (%)	Offer/ Curr. (%)
<i>No IPOs have priced so far this week</i>																

### Follow-On Offerings This Week (1)

Issue		Ticker	Sector	Domicile	Exchange	Bookrunners	Accel. Deal	Shelf Take.	Filed Terms		Pricing Statistics				Performance Statistics		
Date	Issuer								Last File Range (\$)	Last Offer Amt. (\$M)	Amt. + Over. (\$M)	Offer Price (\$)	Shrs. Offered	% Primary	Shoe Exer.	Last Sale/ Offer (%)	Offer/ Curr. (%)
3/27/17	STORE Capital Corp	STOR	REIT	United States	NYSE	GS, MS	•	•	23.46	178.3	199.8	23.10	8.7	100.0	-1.53	-	-1.53
<b>Total:</b>											<b>199.8</b>			<b>Average:</b>	<b>-1.53</b>	<b>-</b>	

### Block Offerings This Week (1)

Issue		Ticker	Sector	Domicile	Exchange	Bookrunners	Shelf Take.	Last Price (\$)	Pricing Statistics				Performance Stats	
Date	Issuer								Amt. + Over. (\$M)	Offer Price (\$)	Shrs. Offered	% Primary	Shoe Exer.	Re-Off. Disc. (%)
3/27/17	Evolent Health, Inc.	EVH	Healthcare	United States	NYSE	JPM, GS		21.25	150.0	20.00	7.5	0.0	-5.88	-
<b>Total:</b>									<b>150.0</b>			<b>Average:</b>	<b>-5.88</b>	<b>-</b>

### Equity-Related Offerings This Week (0)

Issue		Ticker	Sector	Domicile	Exchange	Bookrunners	Talk		Pricing Statistics				
Date	Issuer						Coupon (%)	Premium (%)	Amt. + Over. (\$M)	Offer Price (\$)	Coupon (%)	Premium (%)	Shoe Exer.
<i>No Converts have priced this week</i>													

# Ipreo Daily Market Update

## The Pipeline

Week of March 27, 2017

### Expected Deals This Week and Next (7)

Expected Date	Issuer	Ticker	Type	Sector	Domicile	Exchange	Bookrunners	Filed Terms			Timeline	
								Curr. Amt. Filed (\$M)	Curr. Shrs. Filed (M)	Curr. File Price/Range	Initial File Date	Last Amend. File Date
w/k of 03/27/17	Atossa Genetics Inc.	ATOS	FO	Blank Check	United States	NASDAQ	AEGIS	6.1	4.0	1.53	2/13/17	3/23/17
03/28/17	Athene Holding, LTD	ATH	FO	Financials	Bermuda	NYSE	GS, BRCLY, CITI, WFC, BMO, CS, DB, JPM, BAML, MS, RBC, EVERCORE, STFL, SANDLER, SUNTCAP, UBS	1,267.8 ↓	25.0	50.71 ↓	3/16/17	3/27/17
03/30/17	Kayne Anderson Acquisition Corp	KAACU	IPO	Blank Check	United States	NASDAQ	CITI, DB, CS	350.0	35.0	10.00	3/7/17	-
04/04/17	Hess Midstream Partners LP	HESM	IPO	Energy	United States	NYSE	GS, MS, CITI, JPM, MITSUFIN, WFC	250.0	12.5	19 - 21	9/24/14	3/27/17
04/05/17	Schneider National, Inc.	SNDR	IPO	Industrials	United States	NYSE	MS, UBS, BAML, CITI, CS, JPM, WFC	550.0	28.9	18 - 20	12/22/16	3/24/17
04/05/17	Elevate Credit, Inc.	ELVT	IPO	Technology	United States	NYSE	UBS, CS, JEFFER	100.1 ↑	7.7 ↑	12 - 14 ↓	11/9/15	3/27/17
04/06/17	Okta, Inc.	OKTA	IPO	Technology	United States	NASDAQ	GS, JPM, ALLEN	154.0	11.0	13 - 15	3/13/17	3/27/17
<b>Total:</b>								<b>2,678.0</b>				

\* Bold text indicates a deal was initially filed or amended this week

### Amended Filings This Week (2)

Amended Date	Issuer	Ticker	Type	Sector	Domicile	Exchange	Bookrunners	Filed Terms			Timeline	
								Curr. Amt. Filed (\$M)	Curr. Shrs. Filed (M)	Curr. File Price/Range	Initial File Date	Expected Date
3/27/17	Yext, Inc.	YEXT	IPO	Technology	United States	NYSE	MS, JPM, RBC	94.5	10.5	8 - 10	3/13/17	To be ann.
3/27/17	ENDRA Life Sciences Inc.	-	IPO	Healthcare	United States	NASDAQ	DAWJS, DCO	7.4 ↓	1.4 ↓	5 - 5.50	11/18/16	To be ann.
<b>Total:</b>								<b>101.9</b>				

### Initial Filings This Week (5)

Filing Date	Issuer	Ticker	Type	Sector	Domicile	Exchange	Bookrunners	Filed Terms			Timeline	
								Curr. Amt. Filed (\$M)	Curr. Shrs. Filed (M)	Curr. File Price/Range	Initial File Date	Expected Date
3/27/17	Akcea Therapeutics, Inc.	AKCA	IPO	Healthcare	United States	NASDAQ	COWEN, STFL, WFC	100.0	-	-	-	To be ann.
3/27/17	Antero Midstream GP LP	AMGP	IPO	Utilities	United States	NYSE	MS, BRCLY, JPM	100.0	-	-	-	To be ann.
3/27/17	Cryoport, Inc.	CYRX	FO	Industrials	United States	NASDAQ	COWEN, NEEDHAM	-	-	3.75	-	To be ann.
3/28/17	Banco Santander Meridional S.A	BSBR	FO	Financials	Brazil	NYSE	CS, BAML, SANTANDER	781.6	80.0	9.77	-	To be ann.
3/28/17	AVEO Pharmaceuticals, Inc.	AVEO	FO	Healthcare	United States	NASDAQ	PIPER	-	-	0.65	-	To be ann.
<b>Total:</b>								<b>981.6</b>				

### Shelf Filings This Week (2)

Filing Date	Issuer	Ticker	Type	Sector	Domicile	Exchange	Type	Filed Terms		
								Curr. Amt. Filed (\$M)	Curr. Shrs. Filed (M)	Curr. File Price/Range
3/27/17	Internap Corporation	INAP	FO	Technology	United States	NASDAQ	Common Stock	103.1	27.2	3.79
3/27/17	Camtek Ltd.	CAMT	FO	Technology	Israel	NASDAQ	Universal	50.0	-	-
<b>Total:</b>								<b>153.1</b>		

\* Shelf filings over \$50M

### Withdrawn or Postponed Deals This Week (1)

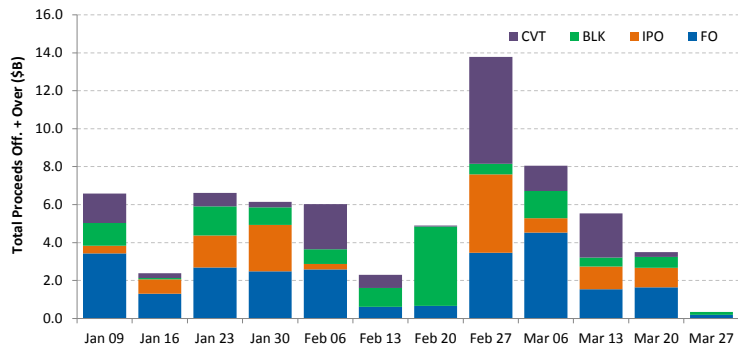
W/P Date	Issuer	Ticker	Type	Sector	Domicile	Exchange	Bookrunners	Filed Terms		
								Curr. Amt. Filed (\$M)	Curr. Shrs. Filed (M)	Reason
3/27/17	Ecolomondo Corporation Inc.	EECO	IPO	Industrials	Canada	NASDAQ	CHARDAN	14.0	2.0	Market Conditions
<b>Total:</b>								<b>14.0</b>		

# Ipreo Daily Market Update

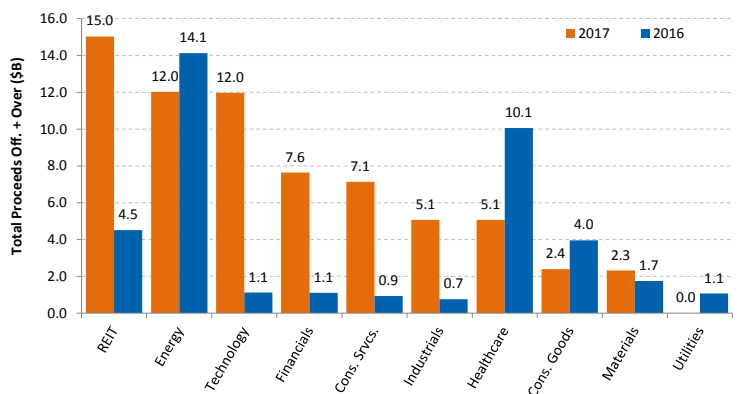
## Market Summary

Week of March 27, 2017

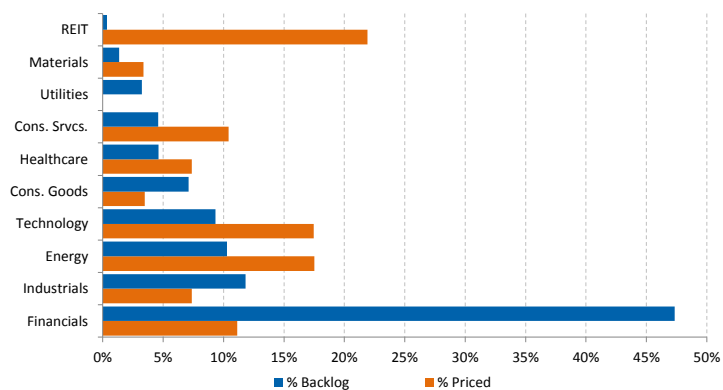
### Trailing 12-Week US Proceeds by Deal Type



### YoY Total US Issuance by Industry



### YTD US Priced vs. Backlog



### Market Summary

Major Indices	Last Close	1-Day (%)	1-Week (%)	1-Month (%)	1-Year (%)	YTD (%)
S&P 500	2,341.6	-0.10	-1.34	-1.19	15.01	4.59
Dow Jones	20,551.0	-0.22	-1.70	-1.37	17.33	3.99
NASDAQ	5,840.4	0.20	-1.04	-0.37	22.35	8.49
Russell 2000	1,357.3	0.20	-1.93	-3.60	25.73	0.01
FTSE 100	7,293.5	-0.59	-1.83	0.56	19.44	2.11
DAX	11,996.1	-0.57	-0.47	1.47	21.77	4.49
Nikkei 225	18,985.6	-1.44	-2.75	-0.64	12.39	-0.67
Hang Seng	24,193.7	-0.68	-1.26	1.12	18.91	9.97
Brazil Bovespa	64,308.4	0.71	-0.89	-3.53	29.50	6.78
Mexico IPC	49,313.0	0.47	1.48	4.15	8.03	8.04

### S&P 500 Sector Indices

Sector	Last	1-Day	1-Week	1-Month	1-Year	YTD
Materials	325.5	0.34	-1.56	-0.78	16.03	4.27
Financials	389.5	-0.48	-3.41	-4.33	29.32	0.76
Consumer Disc.	689.0	0.02	-0.74	-0.39	11.82	6.35
Consumer Staples	562.2	-0.05	-0.88	-0.41	4.83	5.72
Energy	500.9	-0.41	-2.02	-3.87	8.45	-9.67
Healthcare	861.7	0.36	-0.74	-0.57	10.58	8.13
Industrials	552.7	-0.35	-1.93	-2.48	15.15	2.71
Information Tech.	897.5	0.10	-0.86	1.11	24.01	11.09
Telecom	167.8	-0.73	-2.27	-1.61	-1.77	-5.00
Utilities	262.3	-0.46	1.48	1.22	5.52	6.27

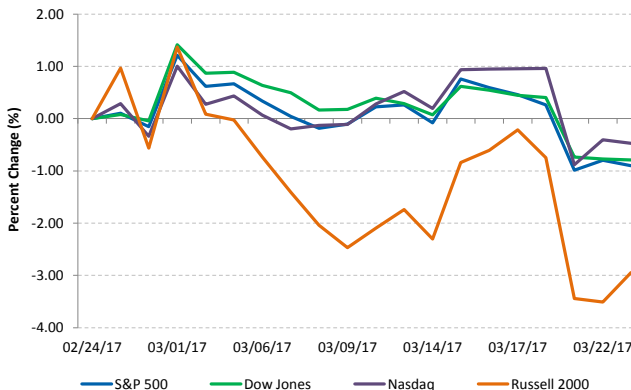
### Commodities (NYMEX Front Month Contract)

Commodity	Last	1-Day	1-Week	1-Month	1-Year	YTD
Gold	1,255.7	0.58	1.76	-0.25	2.79	9.03
Silver	18.1	2.03	3.84	-1.34	19.14	13.25
Copper	2.63	0.04	-1.31	-2.45	18.08	5.05
Crude Oil	47.7	-0.50	-1.02	-11.69	20.96	-11.15
Natural Gas	3.1	-0.78	0.36	13.33	68.99	-17.16
Cotton	0.77	-0.68	-0.50	1.08	33.30	8.90
Corn	3.56	-0.14	-2.13	-3.39	-3.85	1.07
Sugar	0.18	-0.06	0.00	-7.57	11.53	-9.28
Wheat	4.21	-0.94	-2.21	-4.10	-9.13	3.13

### Major Currencies

Currency	USD	EUR	GBP	JPY	CAD	AUD
USD	1.000	0.921	0.796	110.695	1.340	1.315
EUR	1.086	1.000	0.864	120.198	1.455	1.428
GBP	1.257	1.157	1.000	139.099	1.684	1.652
JPY	0.009	0.008	0.007	1.000	0.012	0.012
CAD	0.746	0.687	0.594	82.601	1.000	0.981
AUD	0.761	0.701	0.605	1.019	1.019	1.000

### Major US Indices 1-Month Trailing



### Econ Calendar

Monday, March 27, 2017			
Indicator	Period	Expectation	Result
No Releases Scheduled			

Tuesday, March 28, 2017			
Indicator	Period	Expectation	Result
Adv. International Trade in Gc	Feb	-	-\$66.1B
Adv. Wholesale Inventories	Feb	0.2%	0.2%
S&P Case-Shiller Home Price I	Jan	5.6%	5.6%
Consumer Confidence	Mar	113.3	113.3

Wednesday, March 29, 2017			
Indicator	Period	Expectation	Result
MBA Mortgage Applications I	3/25	NA	NA
Pending Home Sales	Feb	2.4%	2.4%
Crude Inventories	3/25	NA	NA

Thursday, March 30, 2017			
Indicator	Period	Expectation	Result
GDP - Third Estimate	Q4	2.0%	2.0%
GDP Deflator - Third Estimate	Q4	2.0%	2.0%
Initial Claims	3/25	245K	245K
Continuing Claims	3/18	NA	NA
Natural Gas Inventories	3/25	NA	NA

Friday, March 31, 2017			
Indicator	Period	Expectation	Result
Personal Income	Feb	0.4%	0.4%
Personal Spending	Feb	0.2%	0.2%
PCE Price Index	Feb	0.1%	0.1%
PCE Prices - Core	Feb	0.2%	0.2%
Chicago PMI	Mar	55.8	55.8
Michigan Sentiment - Final	Mar	97.6	97.6

Source: Briefing.com

### About Ipreo Analytics

Ipreo Capital Markets Services is an outsourced consultative service that serves as an extension of your team, focused on providing research, intelligence and data on the capital markets. If you have any questions, please contact Ipreo Capital Markets at [CapitalMarkets@ipreo.com](mailto:CapitalMarkets@ipreo.com) or 855-288-5995.

All deal data provided by Ipreo's Equity Deals Database, a comprehensive U.S. equities deals database providing quick and accurate deal information.

