

U.S. Equity Capital Markets

Daily Market Update



Friday, March 31, 2017

Data as of 8:00 AM

Ipreo Daily Market Update

Priced Deals

Week of March 27, 2017

Initial Public Offerings This Week (1)

Issue Date	Issuer	Ticker	Sector	Domicile	Exchange	Bookrunners	Fin. Spons.	Filed Terms		Pricing Statistics				Performance Statistics		
								Last File Range (\$)	Last Offer Amt. (\$M)	Amt. + Over. (\$M)	Offer Price (\$)	Shrs. Offered	% Primary	Shoe Exer.	Last File/ Offer (%)	Offer/ Curr. (%)
3/29/17	Kayne Anderson Acquisition Corp	KAACU	Blank Check	United States	NASDAQ	CITI, DB, CS		10.00	350.0	350.0	10.00	35.0	100.0	0.00	0.00	Within
Total:										350.0	Average:			0.00	0.00	

Follow-On Offerings This Week (10)

Issue Date	Issuer	Ticker	Sector	Domicile	Exchange	Bookrunners	Accel. Deal	Shelf Take.	Filed Terms		Pricing Statistics				Performance Statistics			
									Last File Range (\$)	Last Offer Amt. (\$M)	Amt. + Over. (\$M)	Offer Price (\$)	Shrs. Offered	% Primary	Shoe Exer.	Last Sale/ Offer (%)	Offer/ Curr. (%)	Last File/ Offer (%)
3/28/17	Athene Holding, Ltd.	ATH	Financials	Bermuda	NYSE	GS, BRCLY, CITI, WFC, BMO, CS, DB, JPM, BAML, MS, RBC, EVERCORE, STFL, SANDLER, SUNTCAP, UBS			50.71 ↓	1,267.8 ↓	1,533.8	48.50	27.5	0.0	•	-2.65	2.60	-4.36
3/29/17	Blueprint Medicines Corporation	BPMC	Healthcare	United States	NASDAQ	GS, MS, COWEN		•	42.31	150.0	200.0	40.00	5.0	100.0	-3.01	-0.95	-5.46	
3/27/17	STORE Capital Corp	STOR	REIT	United States	NYSE	GS, MS	•	•	23.46	178.3	199.8	23.10	8.7	100.0	-1.53	4.24	-1.53	
3/30/17	Cara Therapeutics, Inc.	CARA	Healthcare	United States	NASDAQ	PIPER, STFL		•	20.25	80.0	80.1	18.00	4.5	100.0	-4.05	-	-11.11	
3/30/17	OFS Capital Corp	OFS	Financials	United States	NASDAQ	MS, UBS, JPM, CITI		•	14.98	52.4	51.0	14.57	3.5	100.0	-2.74	-3.77	-2.74	
3/28/17	AVEO Pharmaceuticals, Inc.	AVEO	Healthcare	United States	NASDAQ	PIPER		•	0.65	-	15.0	0.50	30.0	100.0	-23.08	20.84	-23.08	
3/28/17	Cryoport, Inc.	CYRX	Industrials	United States	NASDAQ	COWEN, NEEDHAM		•	3.75	-	11.0	2.00	5.5	100.0	-46.69	19.50	-46.69	
3/29/17	Tonix Pharmaceuticals Holding Corp.	TNXP	Healthcare	United States	NASDAQ	AEGIS		•	5.57	-	8.0	4.45	1.8	100.0	-20.11	4.27	-20.11	
3/29/17	Alliqua BioMedical, Inc.	ALQA	Healthcare	United States	NASDAQ	RODMANR		•	0.63	-	3.8	0.40	9.4	100.0	-36.02	17.50	-36.00	
3/29/17	Atossa Genetics Inc.	ATOS	Blank Check	United States	NASDAQ	AEGIS			1.53	1.5	0.5	0.75	0.7	100.0	0.00	-	-50.98	
Total:										2,103.0	Average:			-13.99	8.03			

Block Offerings This Week (1)

Issue Date	Issuer	Ticker	Sector	Domicile	Exchange	Bookrunners	Shelf Take.	Last Price (\$)	Pricing Statistics				Performance Stats	
									Amt. + Over. (\$M)	Offer Price (\$)	Shrs. Offered	% Primary	Shoe Exer.	Re-Off. Disc. (%)
3/27/17	Evolent Health, Inc.	EVH	Healthcare	United States	NYSE	JPM, GS		21.25	150.0	20.00	7.5	0.0	-5.88	8.00
Total:									150.0	Average:			-5.88	8.00

Equity-Related Offerings This Week (2)

Issue Date	Issuer	Ticker	Sector	Domicile	Exchange	Bookrunners	Talk		Pricing Statistics				Maturity	
							Coupon (%)	Premium (%)	Amt. + Over. (\$M)	Offer Price (\$)	Coupon (%)	Premium (%)		Shoe Exer.
3/30/17	Carbonite, Inc.	CARB	Technology	United States	NASDAQ	BRCLY	2.25-2.75	30-35	125.0	1,000.00	2.50	32.51	04/01/2022	
3/29/17	Atossa Genetics Inc.	ATOS	Blank Check	United States	NASDAQ	AEGIS	-	-	3.5	1,000.00	0.00	0.00	1/0/1900	
Total:									128.5					

Ipreo Daily Market Update

The Pipeline

Week of March 27, 2017

Expected Deals This Week and Next (8)

Expected Date	Issuer	Ticker	Type	Sector	Domicile	Exchange	Bookrunners	Filed Terms			Timeline		
								Curr. Amt. Filed (\$M)	Curr. Shrs. Filed (M)	Curr. File Price/Range	Initial File Date	Last Amend. File Date	
03/30/17	e.l.f. Beauty, Inc.	ELF	FO	Consumer Goods	United States	NYSE	JPM, MS, PIPER, WFC	186.4 ↑	7.0	26.63 ↑	3/15/17	3/29/17	
03/30/17	DarioHealth Corp.	DRIO	FO	Technology	Israel	NASDAQ	AEGIS	-	-	3.98	3/30/17	-	
04/03/17	Sunshine Heart Inc.	SSH	FO	Healthcare	United States	NASDAQ	LADENBURG	5.0	0.9	-	3/20/17	3/28/17	
04/04/17	Hess Midstream Partners LP	HESM	IPO	Energy	United States	NYSE	GS, MS, CITI, JPM, MITSUFIN, WFC	250.0	12.5	19 - 21	9/24/14	3/27/17	
04/05/17	Banco Santander Meridional S.A	BSBR	FO	Financials	Brazil	NYSE	CS, BAML, SANTANDER	781.6	80.0	9.77	3/28/17	-	
04/05/17	Schneider National, Inc.	SNDR	IPO	Industrials	United States	NYSE	MS, UBS, BAML, CITI, CS, JPM, WFC	550.0	28.9	18 - 20	12/22/16	3/24/17	
04/05/17	Elevate Credit, Inc.	ELVT	IPO	Technology	United States	NYSE	UBS, CS, JEFFER	100.1 ↑	7.7 ↑	12 - 14 ↓	11/9/15	3/27/17	
04/06/17	Okta, Inc.	OKTA	IPO	Technology	United States	NASDAQ	GS, JPM, ALLEN	154.0	11.0	13 - 15	3/13/17	3/27/17	
								Total:	2,027.1				

* Bold text indicates a deal was initially filed or amended this week

Amended Filings This Week (7)

Amended Date	Issuer	Ticker	Type	Sector	Domicile	Exchange	Bookrunners	Filed Terms			Timeline		
								Curr. Amt. Filed (\$M)	Curr. Shrs. Filed (M)	Curr. File Price/Range	Initial File Date	Expected Date	
3/27/17	Yext, Inc.	YEXT	IPO	Technology	United States	NYSE	MS, JPM, RBC	94.5	10.5	8 - 10	3/13/17	04/12/17	
3/27/17	ENDRA Life Sciences Inc.	-	IPO	Healthcare	United States	NASDAQ	DAWIS, DCO	7.4 ↓	1.4 ↓	5 - 5.50	11/18/16	To be ann.	
3/28/17	Activecare, Inc.	ACAR	FO	Technology	United States	NASDAQ	GUNNAR	17.3	3.1 ↑	-	7/19/16	To be ann.	
3/28/17	Accelerated Pharma, Inc.	-	IPO	Healthcare	United States	NASDAQ	RODMANR	12.0 ↓	2.4 ↑	4 - 6 ↓	10/11/16	To be ann.	
3/29/17	Plymouth Industrial REIT, Inc.	PLYM	IPO	REIT	United States	NYSE	DADAVID	172.5	-	-	6/16/14	To be ann.	
3/29/17	MabVax Therapeutics Holdings, Inc.	MBVX	FO	Healthcare	United States	NASDAQ	LAIDLAK	15.9 ↑	6.6 ↑	2.40 ↓	2/10/17	To be ann.	
3/30/17	Netshoes (Cayman) Ltd.	NETS	IPO	Consumer Services	Brazil	NYSE	GS, JPM, BANCROBRA, ALLEN, JEFFER	156.8	8.3	18 - 20	3/15/17	04/11/17	
								Total:	476.2				

Initial Filings This Week (7)

Filing Date	Issuer	Ticker	Type	Sector	Domicile	Exchange	Bookrunners	Filed Terms			Timeline		
								Curr. Amt. Filed (\$M)	Curr. Shrs. Filed (M)	Curr. File Price/Range	Expected Date		
3/27/17	Akcea Therapeutics, Inc.	AKCA	IPO	Healthcare	United States	NASDAQ	COWEN, STFL, WFC	100.0	-	-	-	To be ann.	
3/27/17	Antero Midstream GP LP	AMGP	IPO	Utilities	United States	NYSE	MS, BRCLY, JPM	100.0	-	-	-	To be ann.	
3/29/17	Camping World Holdings, Inc.	CWH	FO	Consumer Services	United States	NYSE	GS, JPM	222.0	7.0	31.72	-	To be ann.	
3/29/17	National Energy Services Reunited Corp.	NESRU	IPO	Blank Check	United States	NASDAQ	MAXIM, NTLBKCAN	200.0	20.0	10.00	-	To be ann.	
3/30/17	Apricus Biosciences, Inc.	APRI	FO	Healthcare	United States	NASDAQ	HCWAIN	6.9	-	2.24	-	To be ann.	
3/30/17	BioLineRx, Ltd.	BLRX	FO	Healthcare	Israel	NASDAQ	JMPSEC	-	-	1.14	-	To be ann.	
3/30/17	CytoSorbents Corp.	CTSO	FO	Healthcare	United States	NASDAQ	COWEN	-	-	5.50	-	To be ann.	
								Total:	628.9				

Shelf Filings This Week (12)

Filing Date	Issuer	Ticker	Type	Sector	Domicile	Exchange	Type	Filed Terms				
								Curr. Amt. Filed (\$M)	Curr. Shrs. Filed (M)	Curr. File Price/Range		
3/27/17	Internap Corporation	INAP	FO	Technology	United States	NASDAQ	Common Stock	103.1	27.2	3.79		
3/27/17	Camtek Ltd.	CAMT	FO	Technology	Israel	NASDAQ	Universal	50.0	-	-		
3/28/17	HTG Molecular Diagnostics, Inc.	HTGM	FO	Healthcare	United States	NASDAQ	Common Stock	75.0	-	9.55		
3/28/17	Eagle Bancorp Montana, Inc.	EBMT	FO	Financials	United States	NASDAQ	Universal	50.0	-	-		
3/29/17	The GAMCO Natural Resources, Gold & Income Trust	GNT	FO	Financials	United States	NYSE	Universal	200.0	-	-		
3/29/17	Flushing Financial Corp.	FFIC	FO	Financials	United States	NASDAQ	Universal	200.0	-	-		
3/29/17	KalVista Pharmaceuticals, Inc.	KALV	FO	Healthcare	United States	NASDAQ	Universal	100.0	-	-		
3/30/17	Nomad Foods Limited	NOMD	FO	Consumer Goods	British Virgin Islands	NYSE	Common Stock	1,248.2	107.6	11.60		
3/30/17	Gladstone Land Corp.	LAND	FO	REIT	United States	NASDAQ	Universal	300.0	-	-		
3/30/17	Verastem, Inc.	VSTM	FO	Healthcare	United States	NASDAQ	Universal	150.0	-	-		
3/30/17	PharmAthene, Inc.	PIP	FO	Healthcare	United States	NYSE MKT	Universal	100.0	-	-		
3/30/17	Greenville First Bancshares, Inc.	SFST	FO	Financials	United States	NASDAQ	Universal	50.0	-	-		
* Shelf filings over \$50M								Total:	2,626.3			

Withdrawn or Postponed Deals This Week (1)

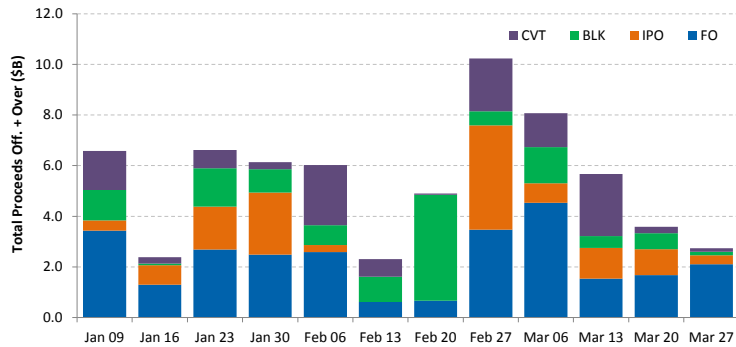
W/P Date	Issuer	Ticker	Type	Sector	Domicile	Exchange	Bookrunners	Filed Terms			
								Curr. Amt. Filed (\$M)	Curr. Shrs. Filed (M)	Reason	
3/27/17	Ecolomondo Corporation Inc.	EECO	IPO	Industrials	Canada	NASDAQ	CHARDAN	14.0	2.0	Market Conditions	
								Total:	14.0		

Ipreo Daily Market Update

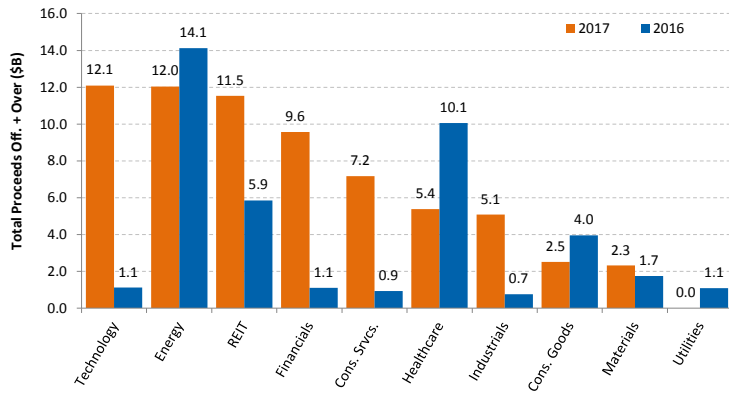
Market Summary

Week of March 27, 2017

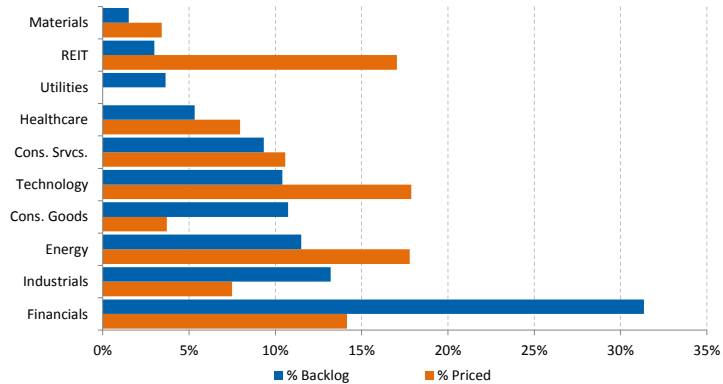
Trailing 12-Week US Proceeds by Deal Type



YoY Total US Issuance by Industry



YTD US Priced vs. Backlog



Market Summary

Major Indices	Last Close	1-Day (%)	1-Week (%)	1-Month (%)	1-Year (%)	YTD (%)
S&P 500	2,368.1	0.29	0.94	0.19	14.73	5.77
Dow Jones	20,728.5	0.33	0.35	-0.40	17.00	4.89
NASDAQ	5,914.3	0.28	1.66	1.53	21.46	9.87
Russell 2000	1,382.3	0.78	2.14	-0.31	24.49	1.86
FTSE 100	7,369.5	-0.06	0.39	1.46	18.80	3.17
DAX	12,256.4	0.44	1.80	3.57	22.00	6.75
Nikkei 225	19,063.2	-0.80	-0.12	-0.29	12.94	-0.27
Hang Seng	24,301.1	-0.37	-0.11	2.36	16.81	10.46
Brazil Bovespa	65,266.0	-0.40	2.73	-2.09	27.35	8.37
Mexico IPC	48,863.3	-0.35	0.38	4.28	5.78	7.06

S&P 500 Sector Indices

Sector	Last Close	1-Day (%)	1-Week (%)	1-Month (%)	1-Year (%)	YTD (%)
Materials	329.0	-0.01	0.46	0.26	15.70	5.39
Financials	397.4	1.22	1.46	-2.20	30.59	2.82
Consumer Disc.	700.1	0.27	1.81	1.87	11.29	8.06
Consumer Staples	563.1	-0.25	-0.15	-0.47	3.25	5.89
Energy	515.9	0.47	2.12	-0.73	11.40	-6.96
Healthcare	862.1	0.00	0.38	-0.29	9.74	8.18
Industrials	561.3	0.53	0.91	-0.48	15.62	4.31
Information Tech.	907.1	0.15	1.22	2.61	22.87	12.27
Telecom	168.5	0.40	-0.20	-0.74	-2.54	-4.58
Utilities	259.5	-0.68	-1.14	-0.81	3.55	5.12

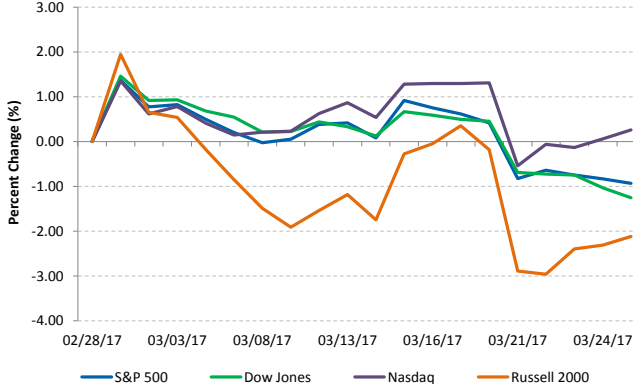
Commodities (NYMEX Front Month Contract)

Commodity	Last Close	1-Day (%)	1-Week (%)	1-Month (%)	1-Year (%)	YTD (%)
Gold	1,245.0	-0.69	-0.18	-0.71	1.33	8.10
Silver	18.2	-0.25	3.48	-1.42	19.69	13.87
Copper	2.67	-0.22	1.02	-1.57	21.99	6.63
Crude Oil	50.4	1.70	5.56	-6.78	31.39	-6.27
Natural Gas	3.2	-1.24	4.59	15.03	59.87	-13.38
Cotton	0.76	0.12	-1.35	-0.14	32.18	7.90
Corn	3.58	-0.28	0.21	-4.35	-2.59	1.56
Sugar	0.17	-1.81	-4.49	-12.58	5.92	-13.84
Wheat	4.21	-1.06	0.00	-5.13	-9.27	3.19

Major Currencies

Currency	USD	EUR	GBP	JPY	CAD	AUD
USD	1.000	0.937	0.804	111.965	1.336	1.309
EUR	1.067	1.000	0.858	119.502	1.426	1.397
GBP	1.244	1.165	1.000	139.268	1.662	1.628
JPY	0.009	0.008	0.007	1.000	0.012	0.012
CAD	0.748	0.701	0.602	83.790	1.000	0.979
AUD	0.764	0.716	0.614	1.021	1.021	1.000

Major US Indices 1-Month Trailing



Econ Calendar

Monday, March 27, 2017			
Indicator	Period	Expectation	Result
No Releases Scheduled			
Tuesday, March 28, 2017			
Indicator	Period	Expectation	Result
Adv. Intl Trade in Goods	Feb	-\$66.1B	-\$64.8B
Adv. Wholesale Inventories	Feb	0.2%	0.4%
Case-Shiller Index	Jan	5.6%	5.7%
Consumer Confidence	Mar	113.3	125.6
Wednesday, March 29, 2017			
Indicator	Period	Expectation	Result
MBA Mortgage App. Index	3/25	NA	-0.8%
Pending Home Sales	Feb	2.4%	5.5%
Crude Inventories	3/25	NA	+0.87M
Thursday, March 30, 2017			
Indicator	Period	Expectation	Result
GDP - 3rd Estimate	Q4	2.0%	2.1%
GDP Deflator - 3rd Estimate	Q4	2.0%	2.00%
Initial Claims	3/25	245K	258K
Continuing Claims	3/18	NA	2052K
Natural Gas Inventories	3/25	NA	-43 bcf
Friday, March 31, 2017			
Indicator	Period	Expectation	Result
Personal Income	Feb	0.4%	0.4%
Personal Spending	Feb	0.2%	0.2%
PCE Price Index	Feb	0.1%	0.1%
PCE Prices - Core	Feb	0.2%	0.2%
Chicago PMI	Mar	55.8	55.8
Michigan Sentiment - Final	Mar	97.6	97.6

Source: Briefing.com

About Ipreo Analytics

Ipreo Capital Markets Services is an outsourced consultative service that serves as an extension of your team, focused on providing research, intelligence and data on the capital markets. If you have any questions, please contact Ipreo Capital Markets at CapitalMarkets@ipreo.com or 855-288-5995.

All deal data provided by Ipreo's Equity Deals Database, a comprehensive U.S. equities deals database providing quick and accurate deal information.

