

U.S. Equity Capital Markets

Daily Market Update



Monday, March 6, 2017

Data as of 8:00 AM

Ipreo Daily Market Update

Priced Deals

Week of March 6, 2017

Initial Public Offerings This Week (0)

Issue Date	Issuer	Ticker	Sector	Domicile	Exchange	Bookrunners	Fin. Spons.	Filed Terms		Pricing Statistics				Performance Statistics		
								Last File Range (\$)	Last Offer Amt. (\$M)	Amt. + Over. (\$M)	Offer Price (\$)	Shrs. Offered	% Primary	Shoe Exer.	Last File/ Offer (%)	Offer/ Curr. (%)

No IPOs have priced so far this week

Follow-On Offerings This Week (0)

Issue Date	Issuer	Ticker	Sector	Domicile	Exchange	Bookrunners	Accel. Deal	Shelf Take.	Filed Terms		Pricing Statistics				Performance Statistics		
									Last File Range (\$)	Last Offer Amt. (\$M)	Amt. + Over. (\$M)	Offer Price (\$)	Shrs. Offered	% Primary	Shoe Exer.	Last Sale/ Offer (%)	Offer/ Curr. (%)

No Follow-Ons have priced so far this week

Block Offerings This Week (0)

Issue Date	Issuer	Ticker	Sector	Domicile	Exchange	Bookrunners	Shelf Take.	Last Price (\$)	Pricing Statistics				Performance Stats	
									Amt. + Over. (\$M)	Offer Price (\$)	Shrs. Offered	% Primary	Shoe Exer.	Re-Off. (%)

No Blocks have priced this week

Equity-Related Offerings This Week (0)

Issue Date	Issuer	Ticker	Sector	Domicile	Exchange	Bookrunners	Talk		Pricing Statistics				
							Coupon (%)	Premium (%)	Amt. + Over. (\$M)	Offer Price (\$)	Coupon (%)	Premium (%)	Shoe Exer.

No Converts have priced this week

Ipreo Daily Market Update

The Pipeline

Week of March 6, 2017

Expected Deals This Week and Next (4)

Expected Date	Issuer	Ticker	Type	Sector	Domicile	Exchange	Bookrunners	Filed Terms			Timeline	
								Curr. Amt. Filed (\$M)	Curr. Shrs. Filed (M)	Curr. File Price/Range	Initial File Date	Last Amend. File Date
w/k of 03/06/17	Zosano Pharma Corp.	ZSAN	FO	Healthcare	United States	NASDAQ	PIPER, GUGGEN	46.0	-	2.59	3/2/17	-
03/08/17	J.Jill, Inc.	JILL	IPO	Consumer Services	United States	NYSE	BAML, MS, JEFFER, DB, RBC, UBS, WFC	175.0	11.7	14 - 16	2/10/17	2/27/17
03/09/17	Presidio, Inc.	PSDO	IPO	Technology	United States	NASDAQ	JPM, CITI, BRCLY, RBC	250.0	16.7	14 - 16	11/22/16	2/27/17
03/09/17	Pareteum Corporation	TEUM	FO	Technology	United States	NYSE MKT	GUNNAR	-	-	2.91	3/1/17	-
Total:								471.0				

Amended Filings This Week (2)

Amended Date	Issuer	Ticker	Type	Sector	Domicile	Exchange	Bookrunners	Filed Terms			Timeline	
								Curr. Amt. Filed (\$M)	Curr. Shrs. Filed (M)	Curr. File Price/Range	Initial File Date	Expected Date
3/6/17	Cotiviti Holdings, Inc.	COTV	FO	Healthcare	United States	NYSE	CS, BRCLY	266.0 ↓	7.0	38.00 ↓	2/24/17	To be ann.
3/6/17	MULESOFT, INC	MULE	IPO	Technology	United States	NYSE	GS, JPM, BAML, ALLEN, BRCLY, JEFFER	169.0	13.0	12 - 14	2/17/17	To be ann.
Total:								435.0				

Initial Filings This Week (0)

Filing Date	Issuer	Ticker	Type	Sector	Domicile	Exchange	Bookrunners	Filed Terms			Timeline
								Curr. Amt. Filed (\$M)	Curr. Shrs. Filed (M)	Curr. File Price/Range	Expected Date
<i>No Initial Filings this week</i>											

Shelf Filings This Week (0)

Filing Date	Issuer	Ticker	Type	Sector	Domicile	Exchange	Type	Filed Terms		
								Curr. Amt. Filed (\$M)	Curr. Shrs. Filed (M)	Curr. File Price/Range
<i>No Shelf Filings this week</i>										

Withdrawn or Postponed Deals This Week (0)

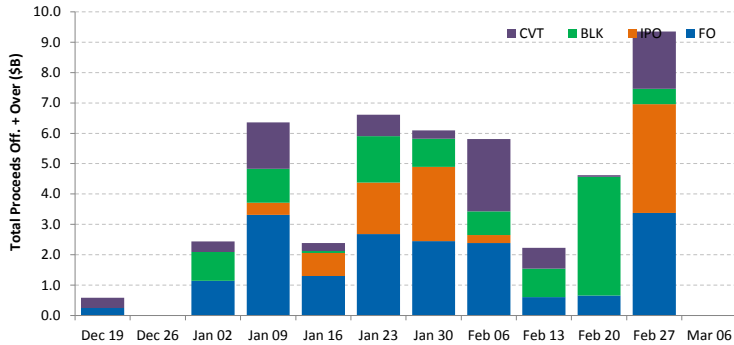
W/P Date	Issuer	Ticker	Type	Sector	Domicile	Exchange	Bookrunners	Filed Terms		
								Curr. Amt. Filed (\$M)	Curr. Shrs. Filed (M)	Reason
<i>No Withdrawn or Postponed deals this week</i>										

Ipreo Daily Market Update

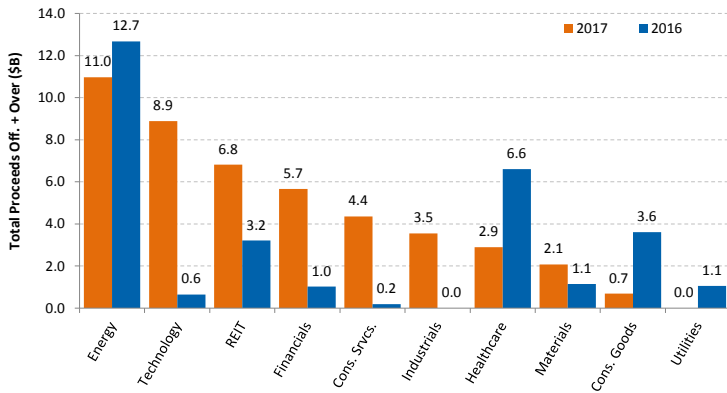
Market Summary

Week of March 6, 2017

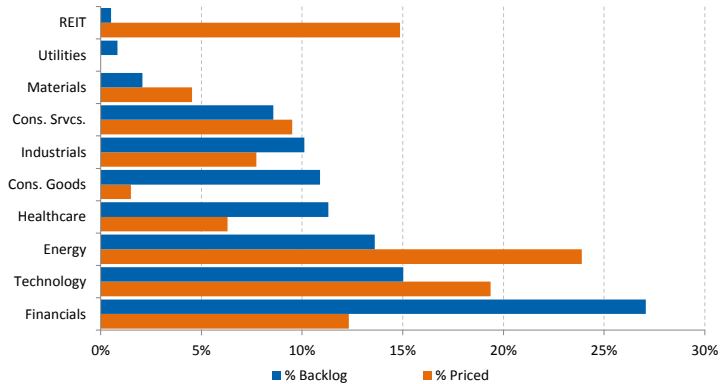
Trailing 12-Week US Proceeds by Deal Type



YoY Total US Issuance by Industry



YTD US Priced vs. Backlog



Market Summary

Major Indices	Last Close	1-Day (%)	1-Week (%)	1-Month (%)	1-Year (%)	YTD (%)
S&P 500	2,383.1	0.05	0.67	3.73	19.55	6.44
Dow Jones	21,005.7	0.01	0.88	4.65	23.97	6.29
NASDAQ	5,870.8	0.16	0.44	3.60	24.71	9.06
Russell 2000	1,394.1	-0.11	-0.03	1.18	29.56	2.73
FTSE 100	7,374.3	-0.11	1.80	2.59	20.29	3.24
DAX	12,027.4	-0.27	1.89	3.23	23.33	4.76
Nikkei 225	19,469.2	-0.49	0.96	2.91	14.79	1.86
Hang Seng	23,552.7	-0.74	-1.72	1.83	18.11	7.06
Brazil Bovespa	66,785.5	1.41	0.19	2.82	41.51	10.89
Mexico IPC	47,414.6	0.27	0.78	0.40	5.97	3.88

S&P 500 Sector Indices

S&P 500 Sector Indices	Last Close	1-Day (%)	1-Week (%)	1-Month (%)	1-Year (%)	YTD (%)
Materials	330.2	-0.13	0.29	0.91	22.54	5.77
Financials	413.4	0.39	2.02	5.16	38.63	6.96
Consumer Disc.	691.6	-0.21	0.03	2.84	13.69	6.76
Consumer Staples	565.6	-0.39	-0.35	4.06	6.75	6.37
Energy	524.0	-0.36	1.44	-2.61	16.64	-5.50
Healthcare	875.0	0.39	1.36	5.97	12.35	9.80
Industrials	568.1	0.07	0.54	3.78	22.33	5.59
Information Tech.	892.7	0.19	0.50	4.37	28.04	10.49
Telecom	170.7	0.02	-1.13	1.74	2.35	-3.36
Utilities	260.0	-0.35	-0.25	4.79	10.54	5.35

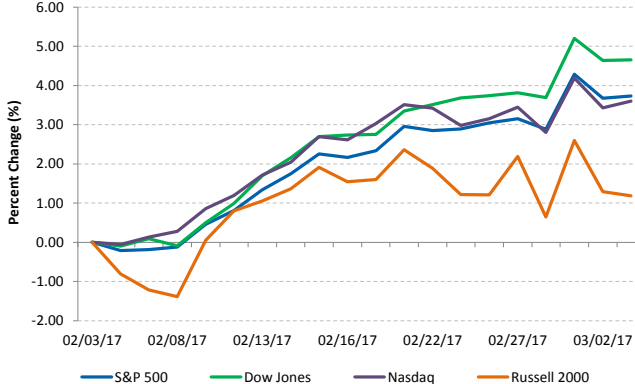
Commodities (NYMEX Front Month Contract)

Commodities	Last Close	1-Day (%)	1-Week (%)	1-Month (%)	1-Year (%)	YTD (%)
Gold	1,226.5	-0.52	-2.53	0.47	-2.52	6.49
Silver	17.7	-0.05	-3.27	1.49	17.13	10.95
Copper	2.70	0.22	0.62	3.08	22.10	7.62
Crude Oil	53.3	1.37	-1.22	-0.93	54.27	-0.73
Natural Gas	2.8	0.82	1.44	-7.70	72.48	-23.26
Cotton	0.78	1.58	1.85	2.07	38.26	10.39
Corn	3.81	0.33	4.60	4.24	6.80	8.17
Sugar	0.20	-0.71	-1.46	-7.53	31.54	0.05
Wheat	4.54	0.17	1.23	5.40	-1.36	11.15

Major Currencies

Major Currencies	USD	EUR	GBP	JPY	CAD	AUD
USD	1.000	0.943	0.815	113.715	1.338	1.315
EUR	1.060	1.000	0.864	120.557	1.419	1.394
GBP	1.226	1.157	1.000	139.454	1.641	1.613
JPY	0.009	0.008	0.007	1.000	0.012	0.012
CAD	0.747	0.705	0.609	84.961	1.000	0.983
AUD	0.760	0.717	0.620	1.018	1.018	1.000

Major US Indices 1-Month Trailing



Econ Calendar

Monday, March 06, 2017			
Indicator	Period	Expectation	Result
Factory Orders	Jan	1.0%	

Tuesday, March 07, 2017			
Indicator	Period	Expectation	Result
Trade Balance	Jan	-\$48.5B	
Consumer Credit	Jan	\$17.0B	

Wednesday, March 08, 2017			
Indicator	Period	Expectation	Result
MBA Mortgage Index	3/4	-	
ADP Employment Change	Feb	180K	
Productivity-Rev.	Q4	1.5%	
Unit Labor Costs-Rev.	Q4	1.6%	
Wholesale Inventories	Jan	-0.1%	
Crude Inventories	3/4	-	

Thursday, March 09, 2017			
Indicator	Period	Expectation	Result
Challenger Job Cuts	Feb		
Export Prices ex-ag.	Feb		
Import Prices ex-oil	Feb		
Initial Claims	3/4		
Continuing Claims	2/25		
Natural Gas Inventories	3/4		

Friday, March 10, 2017			
Indicator	Period	Expectation	Result
Nonfarm Payrolls	Feb	188K	
Nonfarm Private Payrolls	Feb	185K	
Unemployment Rate	Feb	4.7%	
Avg. Hourly Earnings	Feb	0.2%	
Avg. Workweek	Feb	34.4	
Treasury Budget	Feb	-	

Source: Briefing.com

About Ipreo Analytics

Ipreo Capital Markets Services is an outsourced consultative service that serves as an extension of your team, focused on providing research, intelligence and data on the capital markets. If you have any questions, please contact Ipreo Capital Markets at CapitalMarkets@ipreo.com or 855-288-5995.

All deal data provided by Ipreo's Equity Deals Database, a comprehensive U.S. equities deals database providing quick and accurate deal information.