

# U.S. Equity Capital Markets

## Daily Market Update



Monday, April 10, 2017

Data as of 8:00 AM

# Ipreo Daily Market Update



## Priced Deals

Week of April 10, 2017

### Initial Public Offerings This Week (0)

Issue Date	Issuer	Ticker	Sector	Domicile	Exchange	Bookrunners	Fin. Spons.	Filed Terms		Pricing Statistics				Performance Statistics		
								Last File Range (\$)	Last Offer Amt. (\$M)	Amt. + Over. (\$M)	Offer Price (\$)	Shrs. Offered	% Primary	Shoe Exer.	Last File/ Offer (%)	Offer/ Curr. (%)
<i>No IPOs have priced so far this week</i>																

### Follow-On Offerings This Week (0)

Issue Date	Issuer	Ticker	Sector	Domicile	Exchange	Bookrunners	Accel. Deal	Shelf Take.	Filed Terms		Pricing Statistics				Performance Statistics		
									Last File Range (\$)	Last Offer Amt. (\$M)	Amt. + Over. (\$M)	Offer Price (\$)	Shrs. Offered	% Primary	Shoe Exer.	Last Sale/ Offer (%)	Offer/ Curr. (%)
<i>No Follow-Ons have priced so far this week</i>																	

### Block Offerings This Week (0)

Issue Date	Issuer	Ticker	Sector	Domicile	Exchange	Bookrunners	Shelf Take.	Last Price (\$)	Pricing Statistics				Performance Stats	
									Amt. + Over. (\$M)	Offer Price (\$)	Shrs. Offered	% Primary	Shoe Exer.	Re-Off. Disc. (%)
<i>No Blocks have priced this week</i>														

### Equity-Related Offerings This Week (0)

Issue Date	Issuer	Ticker	Sector	Domicile	Exchange	Bookrunners	Talk		Pricing Statistics				
							Coupon (%)	Premium (%)	Amt. + Over. (\$M)	Offer Price (\$)	Coupon (%)	Premium (%)	Shoe Exer.
<i>No Converts have priced this week</i>													

# Ipreo Daily Market Update

## The Pipeline

Week of April 10, 2017

### Expected Deals This Week and Next (7)

Expected Date	Issuer	Ticker	Type	Sector	Domicile	Exchange	Bookrunners	Filed Terms			Timeline	
								Curr. Amt. Filed (\$M)	Curr. Shrs. Filed (M)	Curr. File Price/Range	Initial File Date	Last Amend. File Date
w/k of 04/10/17	Sunshine Heart Inc.	SSH	FO	Healthcare	United States	NASDAQ	LADENBURG	5.0	0.9	-	3/20/17	3/28/17
04/10/17	Stewardship Financial Corporation	SSFN	FO	Financials	United States	NASDAQ	SANDLER	14.9	1.8	8.30	3/22/17	4/4/17
04/11/17	Netshoes (Cayman) Ltd.	NETS	IPO	Consumer Services	Brazil	NYSE	GS, JPM, BANCOBRA, ALLEN, JEFFER	156.8	8.3	18 - 20	3/15/17	3/30/17
04/12/17	Warrior Met Coal, Inc.	HCC	IPO	Energy	United States	NYSE	CS, CITI, MS, BMO, RBC	300.0	16.7	17 - 19	3/7/17	4/3/17
04/12/17	Cadence Bancorporation	CADE	IPO	Financials	United States	NYSE	GS, JPM, SANDLER, STFL	150.0	7.5	19 - 21	3/17/17	4/3/17
04/12/17	Yext, Inc.	YEXT	IPO	Technology	United States	NYSE	MS, JPM, RBC	94.5	10.5	8 - 10	3/13/17	3/27/17
04/12/17	Tocagen, Inc.	TOCA	IPO	Healthcare	United States	NASDAQ	LEERINK, EVERCORE, STFL	79.8	7.3	10 - 12	3/9/17	4/3/17
<b>Total:</b>								<b>800.9</b>				

### Amended Filings This Week (0)

Amended Date	Issuer	Ticker	Type	Sector	Domicile	Exchange	Bookrunners	Filed Terms			Timeline	
								Curr. Amt. Filed (\$M)	Curr. Shrs. Filed (M)	Curr. File Price/Range	Initial File Date	Expected Date
<i>No Amended Filings this week</i>												

### Initial Filings This Week (4)

Filing Date	Issuer	Ticker	Type	Sector	Domicile	Exchange	Bookrunners	Filed Terms			Timeline
								Curr. Amt. Filed (\$M)	Curr. Shrs. Filed (M)	Curr. File Price/Range	Expected Date
4/10/17	Hostess Brands, Inc.	TWNK	FO	Blank Check	United States	NASDAQ	CS, MS	318.0	20.1	15.82	To be ann.
4/10/17	Safety, Income & Growth, Inc.	SFTY	IPO	Financials	United States	NYSE	BAML, JPM, BRCLY	100.0	-	-	To be ann.
4/10/17	Audentes Therapeutics, Inc.	BOLD	FO	Healthcare	United States	NASDAQ	BAML, COWEN, PIPER	86.3	-	16.16	To be ann.
4/10/17	Aehr Test Systems	AEHR	FO	Industrials	United States	NASDAQ	CRAIGHAL	-	-	4.28	To be ann.
<b>Total:</b>								<b>504.3</b>			

### Shelf Filings This Week (0)

Filing Date	Issuer	Ticker	Type	Sector	Domicile	Exchange	Type	Filed Terms		
								Curr. Amt. Filed (\$M)	Curr. Shrs. Filed (M)	Curr. File Price/Range
<i>No Shelf Filings this week</i>										

### Withdrawn or Postponed Deals This Week (0)

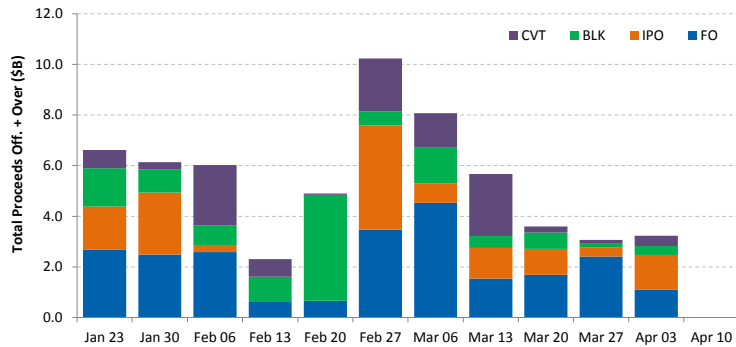
W/P Date	Issuer	Ticker	Type	Sector	Domicile	Exchange	Bookrunners	Filed Terms		
								Curr. Amt. Filed (\$M)	Curr. Shrs. Filed (M)	Reason
<i>No Withdrawn or Postponed deals this week</i>										

# Ipreo Daily Market Update

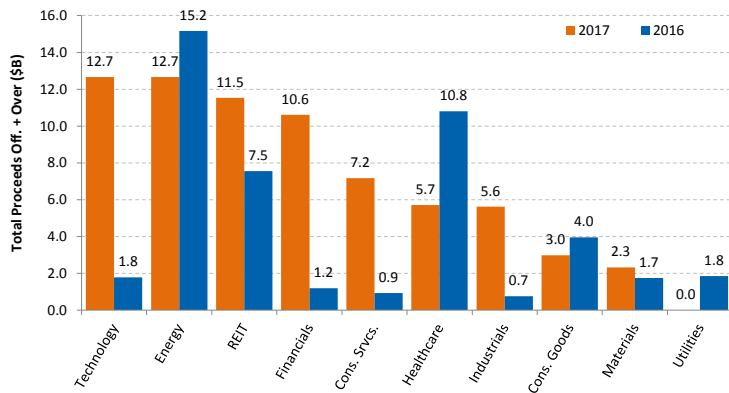
## Market Summary

Week of April 10, 2017

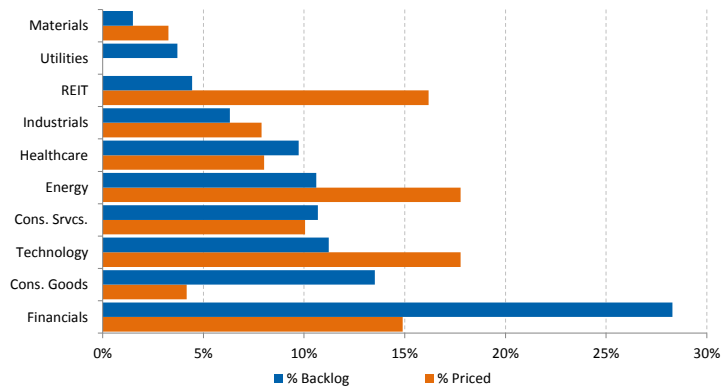
Trailing 12-Week US Proceeds by Deal Type



YoY Total US Issuance by Industry



YTD US Priced vs. Backlog



Market Summary

Major Indices	Last Close	1-Day (%)	1-Week (%)	1-Month (%)	1-Year (%)	YTD (%)
S&P 500	2,355.5	-0.08	-0.30	-0.54	15.36	5.21
Dow Jones	20,656.1	-0.03	-0.03	-1.28	17.75	4.52
NASDAQ	5,877.8	-0.02	-0.57	0.75	21.23	9.19
Russell 2000	1,364.6	0.01	-1.54	-0.75	24.87	0.55
FTSE 100	7,349.4	0.63	0.36	0.14	19.76	2.89
DAX	12,225.1	-0.05	-0.71	2.16	28.27	6.48
Nikkei 225	18,664.6	0.36	-1.29	-3.51	18.51	-2.35
Hang Seng	24,267.3	-0.03	0.65	2.48	19.74	10.30
Brazil Bovespa	64,593.1	0.58	-0.60	-1.75	33.15	7.25
Mexico IPC	49,343.6	0.68	1.65	4.06	9.53	8.11

S&P 500 Sector Indices

Sector	Last Close	1-Day (%)	1-Week (%)	1-Month (%)	1-Year (%)	YTD (%)
Materials	329.7	-0.06	0.31	1.10	18.66	5.63
Financials	390.7	-0.34	-0.98	-4.62	31.96	1.08
Consumer Disc.	694.5	-0.35	-0.82	1.10	12.10	7.21
Consumer Staples	562.5	0.26	0.12	-0.02	3.25	5.77
Energy	517.1	-0.39	0.61	-0.70	13.21	-6.74
Healthcare	859.9	0.18	0.02	-0.63	6.91	7.90
Industrials	560.0	0.10	0.07	-0.79	18.02	4.08
Information Tech.	900.9	-0.07	-0.58	0.94	23.60	11.51
Telecom	165.8	0.19	-1.11	-1.91	-1.36	-6.11
Utilities	260.7	-0.53	0.17	0.43	5.63	5.61

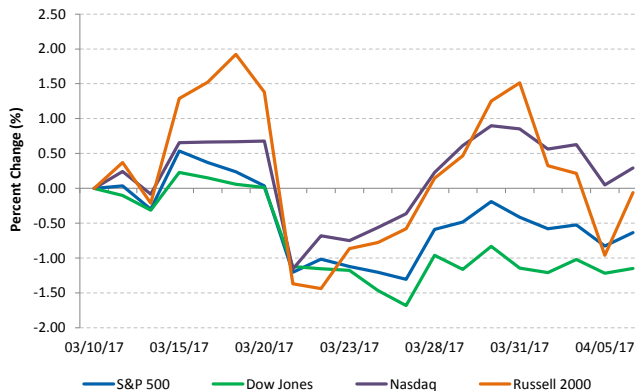
Commodities (NYMEX Front Month Contract)

Commodity	Last Close	1-Day (%)	1-Week (%)	1-Month (%)	1-Year (%)	YTD (%)
Gold	1,257.3	0.32	0.49	3.39	1.60	9.17
Silver	18.2	-0.52	-0.58	3.51	19.75	13.52
Copper	2.65	-0.41	-0.21	1.09	27.47	5.65
Crude Oil	52.2	1.04	3.24	-1.69	40.20	-2.76
Natural Gas	3.3	-2.10	2.23	15.47	61.60	-11.48
Cotton	0.73	-1.41	-5.00	-5.86	24.45	3.98
Corn	3.60	-0.35	-1.30	-4.39	-0.55	2.13
Sugar	0.17	1.95	0.06	-8.86	16.22	-14.04
Wheat	4.24	0.18	-0.59	-7.12	-7.22	3.92

Major Currencies

Currency	USD	EUR	GBP	JPY	CAD	AUD
USD	1.000	0.945	0.807	111.215	1.339	1.335
EUR	1.058	1.000	0.853	117.669	1.417	1.413
GBP	1.240	1.172	1.000	137.890	1.661	1.655
JPY	0.009	0.008	0.007	1.000	0.012	0.012
CAD	0.747	0.706	0.602	83.034	1.000	0.997
AUD	0.749	0.708	0.604	1.003	1.003	1.000

Major US Indices 1-Month Trailing



Econ Calendar

Monday, April 10, 2017			
Indicator	Period	Expectation	Result
No Releases Scheduled			

Tuesday, April 11, 2017			
Indicator	Period	Expectation	Result
JOLTS - Job Openings	Feb	NA	

Wednesday, April 12, 2017			
Indicator	Period	Expectation	Result
MBA Mortgage Index	4/8	NA	
Export Prices ex-ag.	Mar	NA	
Import Prices ex-oil	Mar	NA	
Crude Inventories	4/8	NA	

Thursday, April 13, 2017			
Indicator	Period	Expectation	Result
PPI	Mar	0.0%	
Core PPI	Mar	0.2%	
Initial Claims	4/8	251K	
Continuing Claims	4/8	NA	
Mich Sentiment - Prelim	Apr	96.3	
Natural Gas Inventories	4/8	NA	

Friday, April 14, 2017			
Indicator	Period	Expectation	Result
Retail Sales	Mar	-0.1%	
Retail Sales ex-auto	Mar	0.2%	
CPI	Mar	0.0%	
Core CPI	Mar	0.2%	
Business Inventories	Feb	0.3%	

Source: Briefing.com

### About Ipreo Analytics

Ipreo Capital Markets Services is an outsourced consultative service that serves as an extension of your team, focused on providing research, intelligence and data on the capital markets. If you have any questions, please contact Ipreo Capital Markets at [CapitalMarkets@ipreo.com](mailto:CapitalMarkets@ipreo.com) or 855-288-5995.

All deal data provided by Ipreo's Equity Deals Database, a comprehensive U.S. equities deals database providing quick and accurate deal information.