

# U.S. Equity Capital Markets

## Daily Market Update



Monday, April 17, 2017

Data as of 8:00 AM

# Ipreo Daily Market Update

## Priced Deals

Week of April 17, 2017

### Initial Public Offerings This Week (0)

Issue Date	Issuer	Ticker	Sector	Domicile	Exchange	Bookrunners	Fin. Spons.	Filed Terms		Pricing Statistics				Performance Statistics		
								Last File Range (\$)	Last Offer Amt. (\$M)	Amt. + Over. (\$M)	Offer Price (\$)	Shrs. Offered	% Primary	Shoe Exer.	Last File/ Offer (%)	Offer/ Curr. (%)

No IPOs have priced so far this week

### Follow-On Offerings This Week (0)

Issue Date	Issuer	Ticker	Sector	Domicile	Exchange	Bookrunners	Accel. Deal	Shelf Take.	Filed Terms		Pricing Statistics				Performance Statistics		
									Last File Range (\$)	Last Offer Amt. (\$M)	Amt. + Over. (\$M)	Offer Price (\$)	Shrs. Offered	% Primary	Shoe Exer.	Last Sale/ Offer (%)	Offer/ Curr. (%)

No Follow-Ons have priced so far this week

### Block Offerings This Week (0)

Issue Date	Issuer	Ticker	Sector	Domicile	Exchange	Bookrunners	Shelf Take.	Last Price (\$)	Pricing Statistics				Performance Stats	
									Amt. + Over. (\$M)	Offer Price (\$)	Shrs. Offered	% Primary	Shoe Exer.	Re-Off. (%)

No Blocks have priced this week

### Equity-Related Offerings This Week (0)

Issue Date	Issuer	Ticker	Sector	Domicile	Exchange	Bookrunners	Talk		Pricing Statistics				
							Coupon (%)	Premium (%)	Amt. + Over. (\$M)	Offer Price (\$)	Coupon (%)	Premium (%)	Shoe Exer.

No Converts have priced this week

# Ipreo Daily Market Update

## The Pipeline

Week of April 17, 2017

### Expected Deals This Week and Next (2)

Expected Date	Issuer	Ticker	Type	Sector	Domicile	Exchange	Bookrunners	Filed Terms			Timeline	
								Curr. Amt. Filed (\$M)	Curr. Shrs. Filed (M)	Curr. File Price/Range	Initial File Date	Last Amend. File Date
w/k of 04/17/17	Sunshine Heart Inc.	SSH	FO	Healthcare	United States	NASDAQ	LADENBURG	5.0	0.9	-	3/20/17	3/28/17
04/20/17	Select Energy Services, Inc.	WTR	IPO	Utilities	United States	NYSE	CS, FBR, WFC, BAML, CITI, JPM	174.9	10.6	15 - 18	3/2/17	4/12/17
<b>Total:</b>								<b>179.9</b>				

### Amended Filings This Week (6)

Amended Date	Issuer	Ticker	Type	Sector	Domicile	Exchange	Bookrunners	Filed Terms			Timeline	
								Curr. Amt. Filed (\$M)	Curr. Shrs. Filed (M)	Curr. File Price/Range	Initial File Date	Expected Date
4/17/17	Emerald Expositions Events, Inc.	EEX	IPO	Technology	United States	NYSE	BAML, BRCLY, GS, CITI, CS, DB, RBC, RBAIRD	294.5	15.5	18 - 20	3/31/17	To be ann.
4/17/17	Carvana Co.	CVNA	IPO	Consumer Services	United States	NYSE	WFC, BAML, CITI, DB	225.0	15.0	14 - 16	3/31/17	To be ann.
4/17/17	Cloudera, Inc.	CLDR	IPO	Technology	United States	NYSE	MS, JPM, ALLEN, BAML, CITI, DB, STFL, JMPSEC, RAYMND	195.0	15.0	12 - 14	3/31/17	To be ann.
4/17/17	Floor & Decor Holdings, Inc.	FND	IPO	Industrials	United States	NYSE	BAML, BRCLY, CS, UBS, GS, JEFFER, PIPER, WFC	150.0	8.8	16 - 18	2/10/17	To be ann.
4/17/17	Zymeworks, Inc.	ZYME	IPO	Healthcare	Canada	NYSE	CITI, BRCLY, WFC	65.3	4.5	13 - 16	3/31/17	To be ann.
4/17/17	Apricus Biosciences, Inc.	APRI	FO	Healthcare	United States	NASDAQ	HCWAIN	6.9	-	2.24	3/30/17	To be ann.
<b>Total:</b>								<b>936.6</b>				

### Initial Filings This Week (1)

Filing Date	Issuer	Ticker	Type	Sector	Domicile	Exchange	Bookrunners	Filed Terms			Timeline
								Curr. Amt. Filed (\$M)	Curr. Shrs. Filed (M)	Curr. File Price/Range	Expected Date
4/17/17	SiteOne Landscape Supply, Inc.	SITE	FO	Consumer Services	United States	NYSE	DB, GS, UBS	393.0	8.5	46.24	To be ann.
<b>Total:</b>								<b>393.0</b>			

### Shelf Filings This Week (0)

Filing Date	Issuer	Ticker	Type	Sector	Domicile	Exchange	Type	Curr. Amt. Filed (\$M)	Filed Terms Curr. Shrs. Filed (M)	Curr. File Price/Range
No Shelf Filings this week										

### Withdrawn or Postponed Deals This Week (0)

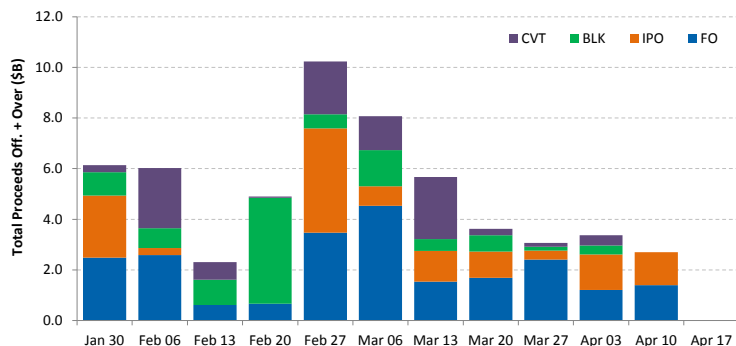
W/P Date	Issuer	Ticker	Type	Sector	Domicile	Exchange	Bookrunners	Curr. Amt. Filed (\$M)	Filed Terms Curr. Shrs. Filed (M)	Reason
No Withdrawn or Postponed deals this week										

# Ipreo Daily Market Update

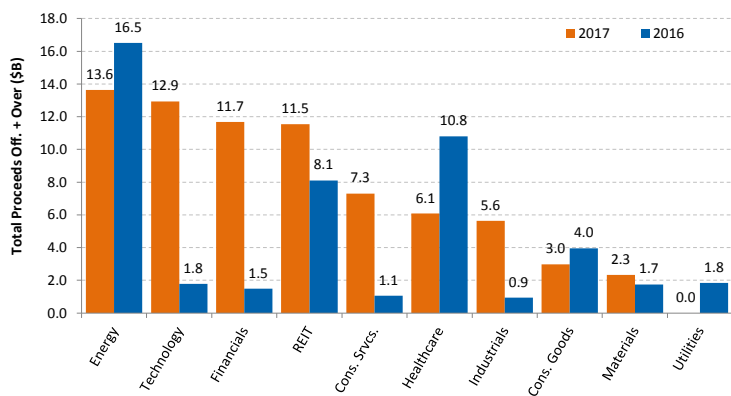
## Market Summary

Week of April 17, 2017

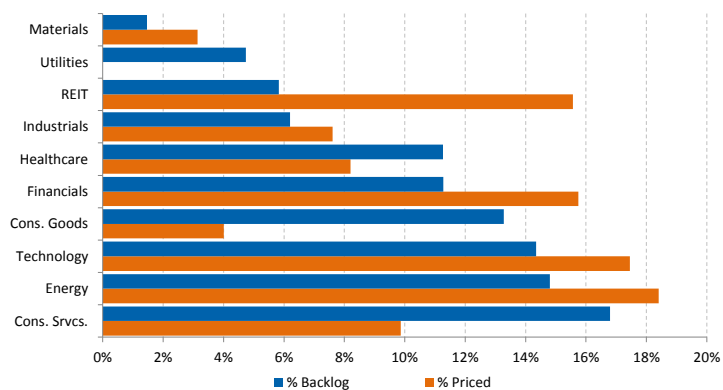
Trailing 12-Week US Proceeds by Deal Type



YoY Total US Issuance by Industry



YTD US Priced vs. Backlog



Market Summary

Major Indices	Last Close	1-Day (%)	1-Week (%)	1-Month (%)	1-Year (%)	YTD (%)
S&P 500	2,329.0	-0.68	-1.21	-1.88	11.84	4.03
Dow Jones	20,453.3	-0.67	-1.01	-2.05	14.21	3.49
NASDAQ	5,805.2	-0.53	-1.26	-1.20	17.34	7.84
Russell 2000	1,345.2	-1.03	-1.41	-1.83	19.06	-0.88
FTSE 100	7,327.6	-0.29	0.33	-0.54	15.16	2.59
DAX	12,109.0	-0.38	-1.00	0.99	20.77	5.47
Nikkei 225	18,426.8	-0.68	-0.92	-6.15	12.49	-3.60
Hang Seng	24,261.7	-0.21	-0.05	1.81	14.67	10.28
Brazil Bovespa	62,826.3	-1.67	-2.17	-4.13	18.21	4.32
Mexico IPC	48,955.8	0.00	-0.12	3.94	7.81	7.26

S&P 500 Sector Indices

S&P 500 Sector Indices	Last Close	1-Day (%)	1-Week (%)	1-Month (%)	1-Year (%)	YTD (%)
Materials	321.8	-0.99	-2.47	-1.71	11.47	3.08
Financials	380.4	-1.25	-2.98	-7.44	23.06	-1.59
Consumer Disc.	689.3	-0.66	-1.10	-0.28	9.52	6.40
Consumer Staples	563.8	-0.53	0.49	-0.02	3.85	6.02
Energy	509.4	-1.83	-1.88	-0.19	6.28	-8.13
Healthcare	854.9	-0.27	-0.40	-2.30	5.66	7.28
Industrials	550.9	-0.68	-1.53	-2.17	13.19	2.39
Information Tech.	888.7	-0.38	-1.43	-1.10	19.77	9.99
Telecom	165.3	-0.62	-0.11	-3.00	-0.82	-6.39
Utilities	262.2	-0.36	0.03	1.77	6.09	6.21

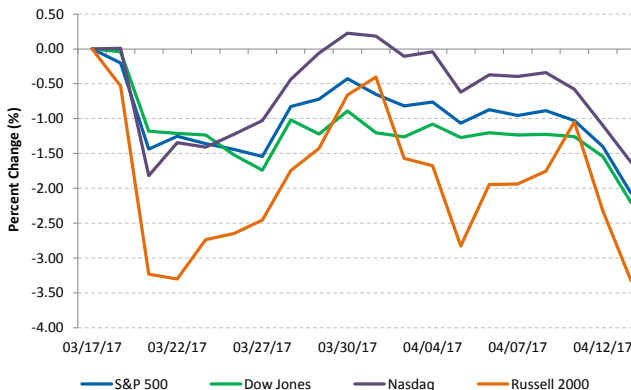
Commodities (NYMEX Front Month Contract)

Commodities	Last Close	1-Day (%)	1-Week (%)	1-Month (%)	1-Year (%)	YTD (%)
Gold	1,288.5	0.81	2.81	7.10	3.22	11.88
Silver	18.5	1.15	1.45	9.06	13.38	15.77
Copper	2.57	1.00	-3.29	-2.09	18.57	2.59
Crude Oil	53.2	0.13	2.86	9.88	27.35	-1.01
Natural Gas	3.2	1.26	-3.12	6.05	58.50	-12.40
Cotton	0.77	2.42	2.72	-0.43	24.19	8.34
Corn	3.71	0.54	2.84	2.77	-0.67	5.40
Sugar	0.17	-0.78	0.73	-8.86	18.27	-15.07
Wheat	4.30	-0.81	1.54	-0.17	-6.88	5.33

Major Currencies

Major Currencies	USD	EUR	GBP	JPY	CAD	AUD
USD	1.000	0.941	0.797	108.300	1.330	1.318
EUR	1.062	1.000	0.847	115.068	1.413	1.400
GBP	1.255	1.181	1.000	135.895	1.669	1.653
JPY	0.009	0.009	0.007	1.000	0.012	0.012
CAD	0.752	0.708	0.599	81.435	1.000	0.991
AUD	0.759	0.714	0.605	1.009	1.009	1.000

Major US Indices 1-Month Trailing



Econ Calendar

Monday, April 17, 2017			
Indicator	Period	Expectation	Result
Empire Manufacturing	Apr	13.0	
NAHB Housing Mkt Index	Apr	70	
Net Long-Term TIC Flows	Apr	NA	

Tuesday, April 18, 2017			
Indicator	Period	Expectation	Result
Housing Starts	Mar	1260K	
Building Permits	Mar	1240K	
Industrial Production	Mar	0.4%	
Capacity Utilization	Mar	76.2%	

Wednesday, April 19, 2017			
Indicator	Period	Expectation	Result
MBA Mortgage Index	4/15	NA	
Crude Inventories	4/15	NA	
Fed's Beige Book	Apr	NA	

Thursday, April 20, 2017			
Indicator	Period	Expectation	Result
Initial Claims	4/15	241K	
Continuing Claims	4/8	NA	
Philadelphia Fed	Apr	21.8	
Leading Indicators	Mar	0.3%	
Natural Gas Inventories	4/15	NA	

Friday, April 21, 2017			
Indicator	Period	Expectation	Result
Existing Home Sales	Mar	5.55M	

Source: Briefing.com

**About Ipreo Analytics**

Ipreo Capital Markets Services is an outsourced consultative service that serves as an extension of your team, focused on providing research, intelligence and data on the capital markets. If you have any questions, please contact Ipreo Capital Markets at [CapitalMarkets@ipreo.com](mailto:CapitalMarkets@ipreo.com) or 855-288-5995.

All deal data provided by Ipreo's Equity Deals Database, a comprehensive U.S. equities deals database providing quick and accurate deal information.

