

# U.S. Equity Capital Markets

## Daily Market Update



Monday, April 24, 2017

Data as of 8:00 AM

# Ipreo Daily Market Update



## Priced Deals

Week of April 24, 2017

### Initial Public Offerings This Week (0)

Issue Date	Issuer	Ticker	Sector	Domicile	Exchange	Bookrunners	Fin. Spons.	Filed Terms		Amt. + Over. (\$M)	Pricing Statistics			Performance Statistics		
								Last File Range (\$)	Last Offer Amt. (\$M)		Offer Price (\$)	Shrs. Offered	% Primary	Shoe Exer.	Last File/ Offer (%)	Offer/ Curr. (%)

No IPOs have priced so far this week

### Follow-On Offerings This Week (0)

Issue Date	Issuer	Ticker	Sector	Domicile	Exchange	Bookrunners	Accel. Deal	Shelf Take.	Filed Terms		Amt. + Over. (\$M)	Pricing Statistics			Performance Statistics		
									Last File Range (\$)	Last Offer Amt. (\$M)		Offer Price (\$)	Shrs. Offered	% Primary	Shoe Exer.	Last Sale/ Offer (%)	Offer/ Curr. (%)

No Follow-Ons have priced so far this week

### Block Offerings This Week (0)

Issue Date	Issuer	Ticker	Sector	Domicile	Exchange	Bookrunners	Shelf Take.	Last Price (\$)	Amt. + Over. (\$M)	Pricing Statistics			Performance Stats	
										Offer Price (\$)	Shrs. Offered	% Primary	Shoe Exer.	Re-Off. (%)

No Blocks have priced this week

### Equity-Related Offerings This Week (0)

Issue Date	Issuer	Ticker	Sector	Domicile	Exchange	Bookrunners	Talk		Amt. + Over. (\$M)	Offer Price (\$)	Pricing Statistics			Shoe Exer.	Maturity
							Coupon (%)	Premium (%)			Coupon (%)	Premium (%)			

No Converts have priced this week

# Ipreo Daily Market Update

## The Pipeline

Week of April 24, 2017

### Expected Deals This Week and Next (8)

Expected Date	Issuer	Ticker	Type	Sector	Domicile	Exchange	Bookrunners	Filed Terms			Timeline	
								Curr. Amt. Filed (\$M)	Curr. Shrs. Filed (M)	Curr. File Price/Range	Initial File Date	Last Amend. File Date
04/26/17	Emerald Expositions Events, Inc.	EEX	IPO	Technology	United States	NYSE	BAML, BRCLY, GS, CITI, CS, DB, RBC, RBAIRD	294.5	15.5	18 - 20	3/31/17	4/17/17
04/26/17	Floor & Decor Holdings, Inc.	FND	IPO	Consumer Services	United States	NYSE	BAML, BRCLY, CS, UBS, GS, JEFFER, PIPER, WFC	150.0	8.8	16 - 18	2/10/17	4/17/17
04/26/17	China Rapid Finance Ltd	XRF	IPO	Financials	China	NYSE	MS, CS, JEFFER	105.0	10.0	9.50 - 11.50	3/31/17	4/14/17
04/26/17	Verona Pharma plc	VRNA	FO	Healthcare	United Kingdom	NASDAQ	JEFFER, STFL	-	4.4	-	4/3/17	4/18/17
04/27/17	Carvana Co.	CVNA	IPO	Consumer Services	United States	NYSE	WFC, BAML, CITI, DB	225.0	15.0	14 - 16	3/31/17	4/17/17
04/27/17	Cloudera, Inc.	CLDR	IPO	Technology	United States	NYSE	MS, JPM, ALLEN, BAML, CITI, DB	195.0	15.0	12 - 14	3/31/17	4/17/17
04/27/17	NCS Multistage Holdings, Inc.	NCSM	IPO	Energy	United States	NASDAQ	CS, CITI, WFC, JPM, PIPER, RAYMND, RBC, TUDPIC	156.8	9.5	15 - 18	3/9/17	4/17/17
04/27/17	Zymeworks, Inc.	ZYME	IPO	Healthcare	Canada	NYSE	CITI, BRCLY, WFC	65.3	4.5	13 - 16	3/31/17	4/17/17
<b>Total:</b>								<b>1,191.5</b>				

### Amended Filings This Week (0)

Amended Date	Issuer	Ticker	Type	Sector	Domicile	Exchange	Bookrunners	Filed Terms			Timeline	
								Curr. Amt. Filed (\$M)	Curr. Shrs. Filed (M)	Curr. File Price/Range	Initial File Date	Expected Date
No Amended Filings this week												

### Initial Filings This Week (0)

Filing Date	Issuer	Ticker	Type	Sector	Domicile	Exchange	Bookrunners	Filed Terms			Timeline	
								Curr. Amt. Filed (\$M)	Curr. Shrs. Filed (M)	Curr. File Price/Range	Expected Date	
No Initial Filings this week												

### Shelf Filings This Week (0)

Filing Date	Issuer	Ticker	Type	Sector	Domicile	Exchange	Type	Filed Terms		
								Curr. Amt. Filed (\$M)	Curr. Shrs. Filed (M)	Curr. File Price/Range
No Shelf Filings this week										

### Withdrawn or Postponed Deals This Week (0)

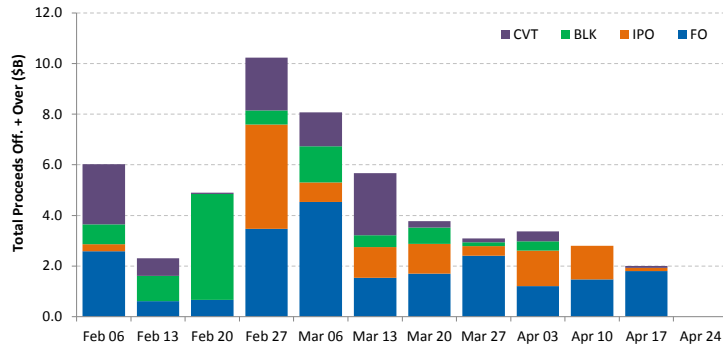
W/P Date	Issuer	Ticker	Type	Sector	Domicile	Exchange	Bookrunners	Filed Terms		
								Curr. Amt. Filed (\$M)	Curr. Shrs. Filed (M)	Reason
No Withdrawn or Postponed deals this week										

# Ipreo Daily Market Update

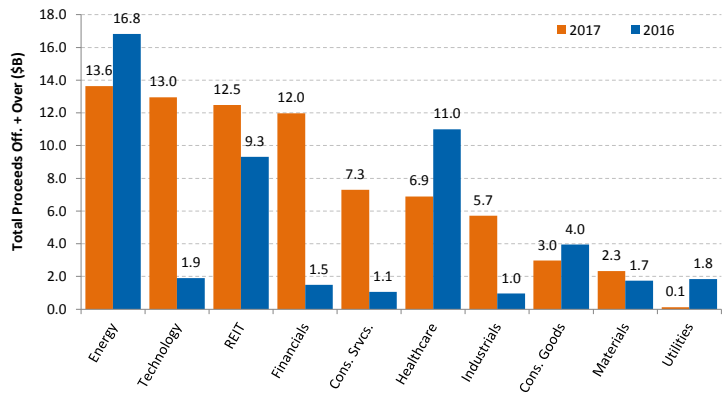
## Market Summary

Week of April 24, 2017

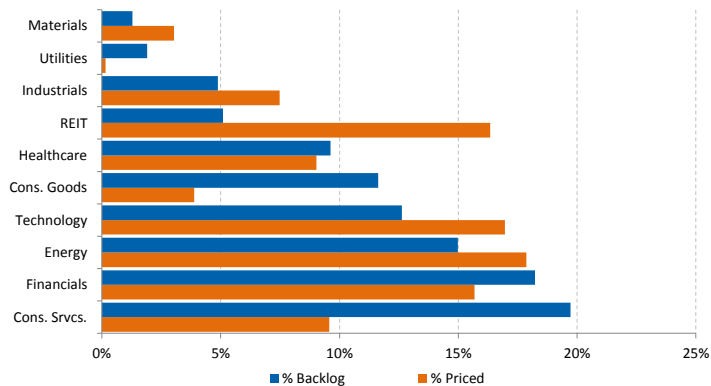
Trailing 12-Week US Proceeds by Deal Type



YoY Total US Issuance by Industry



YTD US Priced vs. Backlog



Market Summary

Major Indices	Last Close	1-Day (%)	1-Week (%)	1-Month (%)	1-Year (%)	YTD (%)
S&P 500	2,348.7	-0.30	0.85	0.20	12.30	4.91
Dow Jones	20,547.8	-0.15	0.46	-0.58	14.27	3.97
NASDAQ	5,910.5	-0.11	1.82	2.01	19.50	9.80
Russell 2000	1,379.9	-0.31	2.57	2.47	21.49	1.67
FTSE 100	7,114.6	-0.06	-2.91	-3.58	11.49	-0.40
DAX	12,048.6	0.18	-0.50	0.72	15.45	4.94
Nikkei 225	18,620.8	1.03	1.05	-4.29	7.24	-2.58
Hang Seng	24,042.0	-0.06	-0.91	-2.24	11.19	9.28
Brazil Bovespa	63,760.6	0.00	1.49	1.24	18.89	5.87
Mexico IPC	48,967.8	-0.36	0.02	0.78	7.49	7.28

S&P 500 Sector Indices

Sector	Last Close	1-Day (%)	1-Week (%)	1-Month (%)	1-Year (%)	YTD (%)
Materials	327.4	-0.04	1.74	0.69	11.10	4.87
Financials	384.7	-0.91	1.13	-1.78	22.36	-0.48
Consumer Disc.	702.3	-0.20	1.89	2.46	11.01	8.42
Consumer Staples	564.7	-0.24	0.16	-0.26	6.62	6.19
Energy	498.5	-0.43	-2.13	-1.78	1.04	-10.09
Healthcare	851.6	-0.50	-0.39	-1.13	2.73	6.86
Industrials	562.1	0.06	2.03	1.28	14.99	4.46
Information Tech.	904.6	-0.01	1.80	1.42	22.79	11.97
Telecom	162.7	-1.58	-1.57	-4.69	-0.78	-7.86
Utilities	262.5	0.54	0.14	0.16	10.23	6.36

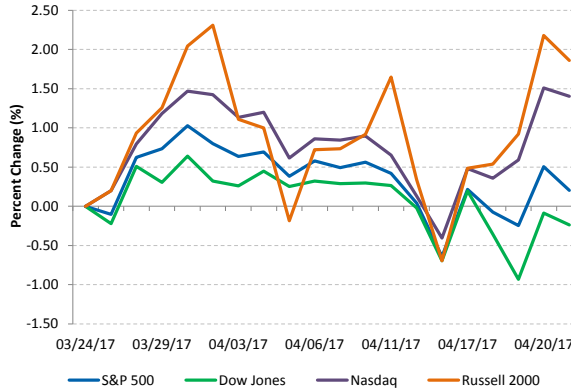
Commodities (NYMEX Front Month Contract)

Commodity	Last Close	1-Day (%)	1-Week (%)	1-Month (%)	1-Year (%)	YTD (%)
Gold	1,289.1	0.41	0.05	3.42	3.10	11.93
Silver	17.9	-0.90	-3.53	1.55	4.48	11.68
Copper	2.54	-0.18	-1.28	-3.09	12.73	1.28
Crude Oil	49.6	-2.15	-6.69	2.86	14.91	-7.63
Natural Gas	3.1	-1.84	-3.90	0.26	49.95	-15.83
Cotton	0.79	0.28	3.65	3.24	23.93	12.29
Corn	3.64	-0.14	-1.95	0.69	-6.67	3.34
Sugar	0.17	0.61	-0.36	-4.51	4.56	-15.38
Wheat	4.21	-0.18	-2.04	-1.29	-16.39	3.19

Major Currencies

Currency	USD	EUR	GBP	JPY	CAD	AUD
USD	1.000	0.920	0.780	110.215	1.343	1.320
EUR	1.087	1.000	0.848	119.811	1.460	1.435
GBP	1.282	1.180	1.000	141.329	1.722	1.693
JPY	0.009	0.008	0.007	1.000	0.012	0.012
CAD	0.745	0.685	0.581	82.075	1.000	0.983
AUD	0.758	0.697	0.591	1.017	1.017	1.000

Major US Indices 1-Month Trailing



Econ Calendar

Monday, April 24, 2017			
Indicator	Period	Expectation	Result

Tuesday, April 25, 2017			
Indicator	Period	Expectation	Result
Case-Shiller Home Price Index	Feb	5.8%	
FHFA Housing Price Index	Feb	-	
New Home Sales	Mar	590K	
Consumer Confidence	Apr	122.3	

Wednesday, April 26, 2017			
Indicator	Period	Expectation	Result
MBA Mortgage Index	4/22	-	
Crude Inventories	4/22	-	

Thursday, April 27, 2017			
Indicator	Period	Expectation	Result
Durable Orders	Mar	1.2%	
Durable Goods ex-transp.	Mar	0.4%	
Initial Claims	4/22	242K	
Continuing Claims	4/15	-	
Adv. Intl. Trade in Goods	Mar	-\$65.0B	
Pending Home Sales	Mar	-	
Natural Gas Inventories	4/22	-	

Friday, April 28, 2017			
Indicator	Period	Expectation	Result
GDP-Adv.	Q1	1.1%	
GDP Chain Deflator Adv.	Q1	2.1%	
Employment Cost Index	Q1	0.6%	
Chicago PMI	Apr	56.9	
Michigan Sentiment - Final	Apr	98.0	

Source: Briefing.com

### About Ipreo Analytics

Ipreo Capital Markets Services is an outsourced consultative service that serves as an extension of your team, focused on providing research, intelligence and data on the capital markets. If you have any questions, please contact Ipreo Capital Markets at [CapitalMarkets@ipreo.com](mailto:CapitalMarkets@ipreo.com) or 855-288-5995.

All deal data provided by Ipreo's Equity Deals Database, a comprehensive U.S. equities deals database providing quick and accurate deal information.