

# U.S. Equity Capital Markets

## Daily Market Update



Monday, May 15, 2017

Data as of 8:00 AM

# Ipreo Daily Market Update

## Priced Deals

Week of May 15, 2017

### Initial Public Offerings This Week (0)

Issue Date	Issuer	Ticker	Sector	Domicile	Exchange	Bookrunners	Fin. Spons.	Filed Terms		Pricing Statistics				Performance Statistics		
								Last File Range (\$)	Last Offer Amt. (\$M)	Amt. + Over. (\$M)	Offer Price (\$)	Shrs. Offered	% Primary	Shoe Exer.	Last File/ Offer (%)	Offer/ Curr. (%)

No IPOs have priced so far this week

### Follow-On Offerings This Week (0)

Issue Date	Issuer	Ticker	Sector	Domicile	Exchange	Bookrunners	Accel. Deal	Shelf Take.	Filed Terms		Pricing Statistics				Performance Statistics		
									Last File Range (\$)	Last Offer Amt. (\$M)	Amt. + Over. (\$M)	Offer Price (\$)	Shrs. Offered	% Primary	Shoe Exer.	Last Sale/ Offer (%)	Offer/ Curr. (%)

No Follow-Ons have priced so far this week

### Block Offerings This Week (0)

Issue Date	Issuer	Ticker	Sector	Domicile	Exchange	Bookrunners	Shelf Take.	Last Price (\$)	Pricing Statistics				Performance Stats	
									Amt. + Over. (\$M)	Offer Price (\$)	Shrs. Offered	% Primary	Shoe Exer.	Re-Off. (%)

No Blocks have priced this week

### Equity-Related Offerings This Week (0)

Issue Date	Issuer	Ticker	Sector	Domicile	Exchange	Bookrunners	Talk		Pricing Statistics				
							Coupon (%)	Premium (%)	Amt. + Over. (\$M)	Offer Price (\$)	Coupon (%)	Premium (%)	Shoe Exer.

No Converts have priced this week

# Ipreo Daily Market Update



## The Pipeline

Week of May 15, 2017

### Expected Deals This Week and Next (4)

Expected Date	Issuer	Ticker	Type	Sector	Domicile	Exchange	Bookrunners	Filed Terms			Timeline	
								Curr. Amt. Filed (\$M)	Curr. Shrs. Filed (M)	Curr. File Price/Range	Initial File Date	Last Amend. File Date
05/16/17	G1 Therapeutics, Inc.	GTHX	IPO	Healthcare	United States	NASDAQ	JPM, COWEN	100.0	6.3	15 - 17	4/13/17	5/8/17
05/17/17	Bright Scholar Education Holdings Limited	BEDU	IPO	Consumer Services	China	NYSE	MS, DB	135.0	15.0	8 - 10	4/18/17	5/5/17
05/17/17	Argenx SE	ARGX	FO	Healthcare	Netherlands	NASDAQ	COWEN, PIPER	74.8	3.6	-	4/21/17	5/8/17
05/24/17	Applan Corp	APPN	IPO	Technology	United States	NASDAQ	MS, GS, BRCLY, KEYBANC, CANACC, COWEN	75.0	6.3	11 - 13	4/27/17	5/12/17
<b>Total:</b>								<b>384.8</b>				

### Amended Filings This Week (0)

Amended Date	Issuer	Ticker	Type	Sector	Domicile	Exchange	Bookrunners	Filed Terms			Timeline	
								Curr. Amt. Filed (\$M)	Curr. Shrs. Filed (M)	Curr. File Price/Range	Initial File Date	Expected Date
No Amended Filings this week												

### Initial Filings This Week (1)

Filing Date	Issuer	Ticker	Type	Sector	Domicile	Exchange	Bookrunners	Filed Terms			Timeline
								Curr. Amt. Filed (\$M)	Curr. Shrs. Filed (M)	Curr. File Price/Range	Expected Date
5/15/17	JELD-WEN Holding, Inc.	JELD	FO	Industrials	United States	NYSE	BRCLY, CITI, CS, JPM	450.0	14.0	32.14	To be ann.
<b>Total:</b>								<b>450.0</b>			

### Shelf Filings This Week (0)

Filing Date	Issuer	Ticker	Type	Sector	Domicile	Exchange	Type	Filed Terms		
								Curr. Amt. Filed (\$M)	Curr. Shrs. Filed (M)	Curr. File Price/Range
No Shelf Filings this week										

### Withdrawn or Postponed Deals This Week (0)

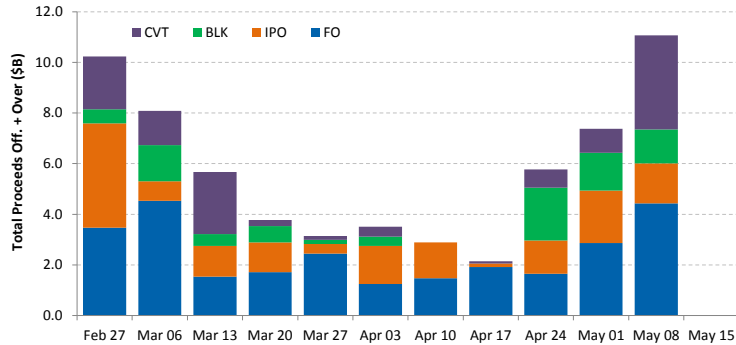
W/P Date	Issuer	Ticker	Type	Sector	Domicile	Exchange	Bookrunners	Filed Terms		
								Curr. Amt. Filed (\$M)	Curr. Shrs. Filed (M)	Reason
No Withdrawn or Postponed deals this week										

# Ipreo Daily Market Update

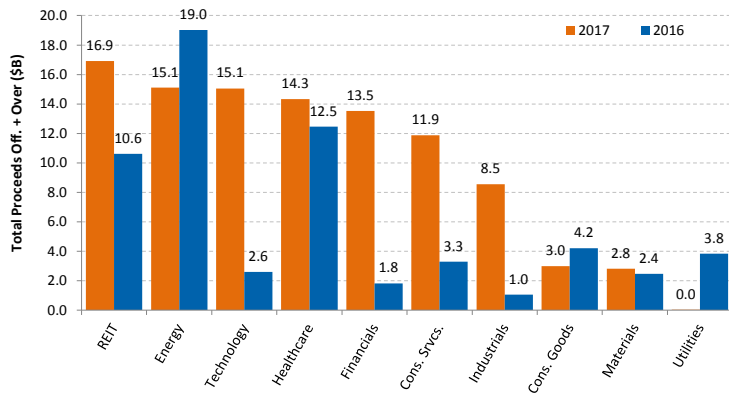
## Market Summary

Week of May 15, 2017

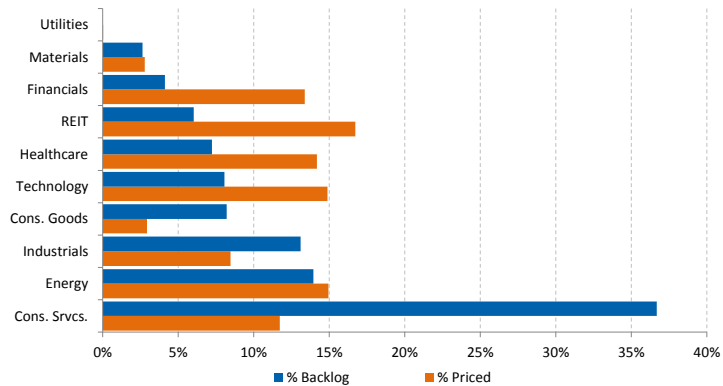
Trailing 12-Week US Proceeds by Deal Type



YoY Total US Issuance by Industry



YTD US Priced vs. Backlog



Market Summary

Major Indices	Last Close	1-Day (%)	1-Week (%)	1-Month (%)	1-Year (%)	YTD (%)
S&P 500	2,390.9	-0.15	-0.35	1.96	15.83	6.79
Dow Jones	20,896.6	-0.11	-0.53	1.48	17.92	5.74
NASDAQ	6,121.2	0.09	0.34	4.88	29.21	13.71
Russell 2000	1,382.8	-0.53	-1.02	1.73	24.73	1.89
FTSE 100	7,435.4	0.66	1.89	1.18	21.81	4.10
DAX	12,770.4	0.47	0.42	5.07	29.49	11.23
Nikkei 225	19,883.9	-0.39	2.25	7.18	19.45	4.03
Hang Seng	25,156.3	0.12	2.78	3.47	26.32	14.34
Brazil Bovespa	68,221.9	1.01	3.82	6.78	28.14	13.27
Mexico IPC	49,426.1	-0.21	-0.12	0.96	8.19	8.29

S&P 500 Sector Indices

S&P 500 Sector Indices	Last Close	1-Day (%)	1-Week (%)	1-Month (%)	1-Year (%)	YTD (%)
Materials	329.8	-0.17	-1.68	1.49	13.37	5.66
Financials	390.5	-0.45	-1.27	1.36	25.17	1.01
Consumer Disc.	715.2	-0.18	-0.33	3.07	14.02	10.39
Consumer Staples	564.1	-0.24	-0.53	-0.49	2.23	6.07
Energy	497.4	-0.32	0.38	-4.15	1.24	-10.31
Healthcare	869.2	-0.19	-0.96	1.39	8.62	9.07
Industrials	567.6	-0.65	-1.17	2.32	17.47	5.48
Information Tech.	951.6	0.32	1.13	6.67	36.09	17.78
Telecom	157.4	-0.06	-0.64	-5.35	-6.78	-10.86
Utilities	261.7	0.51	-0.26	-0.55	4.23	6.02

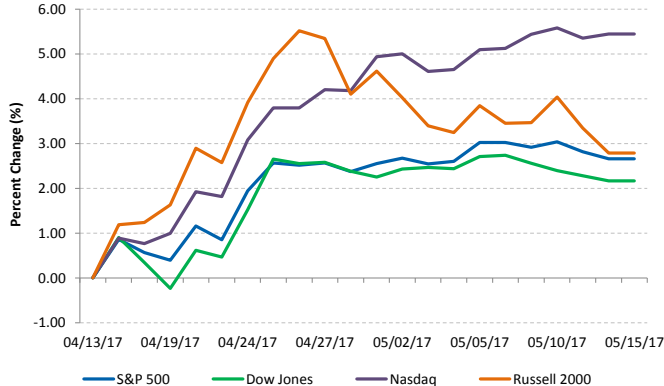
Commodities (NYMEX Front Month Contract)

Commodities	Last Close	1-Day (%)	1-Week (%)	1-Month (%)	1-Year (%)	YTD (%)
Gold	1,227.7	0.29	0.07	-3.94	-3.42	6.60
Silver	16.4	0.84	0.79	-10.37	-4.10	2.58
Copper	2.52	0.64	-0.18	-0.83	21.67	0.74
Crude Oil	47.8	0.02	3.50	-9.92	2.44	-10.95
Natural Gas	3.4	1.42	4.84	7.44	58.89	-7.06
Cotton	0.82	3.79	5.67	9.97	35.32	16.32
Corn	3.71	0.47	0.07	0.54	-4.63	5.40
Sugar	0.16	-0.77	1.31	-7.13	-8.66	-20.50
Wheat	4.33	-0.23	-2.15	-0.12	-7.53	6.07

Major Currencies

Major Currencies	USD	EUR	GBP	JPY	CAD	AUD
USD	1.000	0.915	0.776	113.235	1.372	1.352
EUR	1.092	1.000	0.847	123.687	1.499	1.477
GBP	1.289	1.180	1.000	145.966	1.769	1.743
JPY	0.009	0.008	0.007	1.000	0.012	0.012
CAD	0.729	0.667	0.565	82.521	1.000	0.985
AUD	0.740	0.677	0.574	1.015	1.015	1.000

Major US Indices 1-Month Trailing



Econ Calendar

Monday, May 15, 2017			
Indicator	Period	Expectation	Result
Empire Manufacturing	May	7.5	
Net Long-Term TIC Flows	May	NA	

Tuesday, May 16, 2017			
Indicator	Period	Expectation	Result
Housing Starts	Apr	1255K	
Building Permits	Apr	1270K	
Industrial Production	Apr	0.3%	
Capacity Utilization	Apr	76.2%	

Wednesday, May 17, 2017			
Indicator	Period	Expectation	Result
MBA Mortgage App. Index	5/13	NA	
Crude Inventories	5/13	240K	

Thursday, May 18, 2017			
Indicator	Period	Expectation	Result
Initial Claims	5/13	240K	
Continuing Claims	5/6	NA	
Philadelphia Fed	May	18.5	
Leading Indicators	Apr	0.4%	
Natural Gas Inventories	5/13	NA	

Friday, May 19, 2017			
Indicator	Period	Expectation	Result
No Releases Scheduled			

Source: Briefing.com

**About Ipreo Analytics**

Ipreo Capital Markets Services is an outsourced consultative service that serves as an extension of your team, focused on providing research, intelligence and data on the capital markets. If you have any questions, please contact Ipreo Capital Markets at [CapitalMarkets@ipreo.com](mailto:CapitalMarkets@ipreo.com) or 855-288-5995.

All deal data provided by Ipreo's Equity Deals Database, a comprehensive U.S. equities deals database providing quick and accurate deal information.

