

U.S. Equity Capital Markets

Daily Market Update



Tuesday, May 23, 2017

Data as of 8:00 AM

Ipreo Daily Market Update

Priced Deals

Week of May 22, 2017

Initial Public Offerings This Week (0)

Issue Date	Issuer	Ticker	Sector	Domicile	Exchange	Bookrunners	Fin. Spons.	Filed Terms		Pricing Statistics				Performance Statistics		
								Last File Range (\$)	Last Offer Amt. (\$M)	Amt. + Over. (\$M)	Offer Price (\$)	Shrs. Offered	% Primary	Shoe Exer.	Last File/ Offer (%)	Offer/ Curr. (%)
No IPOs have priced so far this week																

Follow-On Offerings This Week (1)

Issue Date	Issuer	Ticker	Sector	Domicile	Exchange	Bookrunners	Accel. Deal	Shelf Take.	Filed Terms		Pricing Statistics				Performance Statistics			
									Last File Range (\$)	Last Offer Amt. (\$M)	Amt. + Over. (\$M)	Offer Price (\$)	Shrs. Offered	% Primary	Shoe Exer.	Last Sale/ Offer (%)	Offer/ Curr. (%)	Last File/ Offer (%)
5/22/17	Berkshire Hills Bancorp, Inc.	BHLB	Financials	United States	NYSE	SANDLER, PIPER	•	•	35.55	-	160.0	34.50	4.6	100.0	-2.95	3.19	-2.95	
Total:											160.0				Average:	-2.95	3.19	

Block Offerings This Week (1)

Issue Date	Issuer	Ticker	Sector	Domicile	Exchange	Bookrunners	Shelf Take.	Last Price (\$)	Pricing Statistics				Performance Stats		
									Amt. + Over. (\$M)	Offer Price (\$)	Shrs. Offered	% Primary	Shoe Exer.	Re-Off. Disc. (%)	Offer/ Curr. (%)
5/22/17	Hyatt Hotels Corp.	H	Consumer Services	United States	NYSE	BAML, DB	•	58.4	231.4	57.85	4.0	0.0	-0.94	-	
Total:									231.4				Average:	-0.94	-

Equity-Related Offerings This Week (1)

Issue Date	Issuer	Ticker	Sector	Domicile	Exchange	Bookrunners	Talk		Pricing Statistics					
							Coupon (%)	Premium (%)	Amt. + Over. (\$M)	Offer Price (\$)	Coupon (%)	Premium (%)	Shoe Exer.	Maturity
5/22/17	PRA Group, Inc	PRAA	Industrials	United States	NASDAQ	BAML, SUNTCAP	3.25-3.75	32.5-37.5	300.0	1,000.00	3.50	35.00		06/01/2023
Total:									300.0					

Ipreo Daily Market Update

The Pipeline

Week of May 22, 2017

Expected Deals This Week and Next (12)

Expected Date	Issuer	Ticker	Type	Sector	Domicile	Exchange	Bookrunners	Filed Terms			Timeline		
								Curr. Amt. Filed (\$M)	Curr. Shrs. Filed (M)	Curr. File Price/Range	Initial File Date	Last Amend. File Date	
w/k of 05/22/17	Mota Group, Inc	-	IPO	Industrials	United States	NASDAQ	GUNNAR, AXIOM	6.5	0.7	9.99	10/5/16	4/25/17	
05/22/17	Kosmos Energy Ltd.	KOS	BLK	Energy	United States	NYSE	BRCLY	313.6	40.0	7.84	5/22/17	-	
05/23/17	The Trade Desk, Inc.	TTD	FO	Technology	United States	NASDAQ	CITI, JEFFER, RBC, NEEDHAM, RAYMND	174.7 ↑	3.3	52.51 ↑	5/19/17	5/22/17	
05/23/17	Immuron Limited	IMRN	FO	Healthcare	Australia	NASDAQ	GUNNAR, HCWAIN	11.7 ↑	0.6 ↑	21.00	12/21/16	5/22/17	
05/24/17	WideOpenWest, Inc.	WOW	IPO	Consumer Services	United States	NYSE	UBS, CS, RBC, SUNTCAP, EVERCORE, MACQUARIE	400.0	19.0	20 - 22	3/23/17	5/15/17	
05/24/17	Camping World Holdings, Inc.	CWH	FO	Consumer Services	United States	NYSE	GS, JPM, BAML, CS	290.2 ↑	10.0 ↑	29.02 ↓	3/29/17	5/22/17	
05/24/17	BlackLine, Inc.	BL	FO	Technology	United States	NASDAQ	GS, JPM	112.5 ↑	3.5	32.33 ↑	5/12/17	5/22/17	
05/24/17	KBL Merger Corp. IV	KBLMU	IPO	Blank Check	United States	NASDAQ	LADENBURG, BRILEY, FBR	100.0	10.0	10.00	4/26/17	-	
05/24/17	Appian Corp	APPN	IPO	Technology	United States	NASDAQ	MS, GS, BRCLY, KEYBANC, CANACC, COWEN	75.0	6.3	11 - 13	4/27/17	5/12/17	
05/24/17	SMART Global Holdings, Inc	SGH	IPO	Technology	Cayman Islands	NASDAQ	BRCLY, DB, JEFFER, STFL	74.2	5.3	13 - 15	4/28/17	5/22/17	
05/24/17	GlycoMimetics, Inc.	GLYC	FO	Healthcare	United States	NASDAQ	JEFFER, COWEN	66.1	6.0	11.01	5/22/17	-	
05/25/17	MINDBODY, Inc.	MB	FO	Technology	United States	NASDAQ	JPM, UBS, JEFFER, CS	124.1	4.4	28.20	5/22/17	-	
								Total:	1,748.4				

* Bold text indicates a deal was initially filed or amended this week

Amended Filings This Week (1)

Amended Date	Issuer	Ticker	Type	Sector	Domicile	Exchange	Bookrunners	Filed Terms			Timeline		
								Curr. Amt. Filed (\$M)	Curr. Shrs. Filed (M)	Curr. File Price/Range	Initial File Date	Expected Date	
5/22/17	JELD-WEN Holding, Inc.	JELD	FO	Industrials	United States	NYSE	BRCLY, CITI, CS, JPM, DB, RBC, BAML, GS, WFC	432.0 ↓	14.0	30.86 ↓	5/15/17	To be ann.	
								Total:	432.0				

Initial Filings This Week (8)

Filing Date	Issuer	Ticker	Type	Sector	Domicile	Exchange	Bookrunners	Filed Terms			Timeline		
								Curr. Amt. Filed (\$M)	Curr. Shrs. Filed (M)	Curr. File Price/Range	Expected Date		
5/22/17	ServiceNow, Inc.	NOW	CVT	Technology	United States	NYSE	To be ann.	750.0	0.8	-	-	To be ann.	
5/22/17	Ranger Energy Services, Inc.	RNGR	IPO	Energy	United States	NYSE	CS, PIPER, WFC, BRCLY	100.0	-	-	-	To be ann.	
5/22/17	Athene Holding, Ltd.	ATH	FO	Financials	Bermuda	NYSE	GS	100.0	-	51.13	-	To be ann.	
5/22/17	Capitala Finance Corp.	CPTA	CVT	Financials	United States	NASDAQ	STFL	50.0	-	-	-	To be ann.	
5/22/17	First Bank (New Jersey)	FRBA	FO	Financials	United States	NASDAQ	SANDLER, RBAIRD	35.0	-	12.00	-	To be ann.	
5/22/17	Interpace Diagnostics Group, Inc.	IDXG	FO	Healthcare	United States	NASDAQ	MAXIM	13.8	-	-	-	To be ann.	
5/22/17	Inpixon	INPX	FO	Technology	United States	NASDAQ	AEGIS	10.0	-	-	-	To be ann.	
5/22/17	Inpixon	ISPN	CVT	Technology	United States	NASDAQ	AEGIS	-	-	-	-	To be ann.	
								Total:	1,058.8				

Shelf Filings This Week (2)

Filing Date	Issuer	Ticker	Type	Sector	Domicile	Exchange	Type	Filed Terms			
								Curr. Amt. Filed (\$M)	Curr. Shrs. Filed (M)	Curr. File Price/Range	
5/22/17	Hyatt Hotels Corp.	H	FO	Consumer Services	United States	NYSE	Common Stock	1,651.0	28.3	58.40	
5/22/17	Entegra Financial Corp.	ENFC	FO	Financials	United States	NASDAQ	Universal	50.0	-	-	
								Total:	1,701.0		

* Shelf filings over \$50M

Withdrawn or Postponed Deals This Week (0)

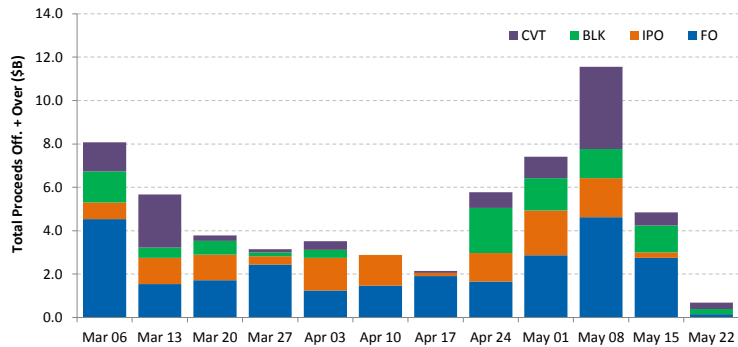
W/P Date	Issuer	Ticker	Type	Sector	Domicile	Exchange	Bookrunners	Filed Terms		
								Curr. Amt. Filed (\$M)	Curr. Shrs. Filed (M)	Reason
No Withdrawn or Postponed deals this week										

Ipreo Daily Market Update

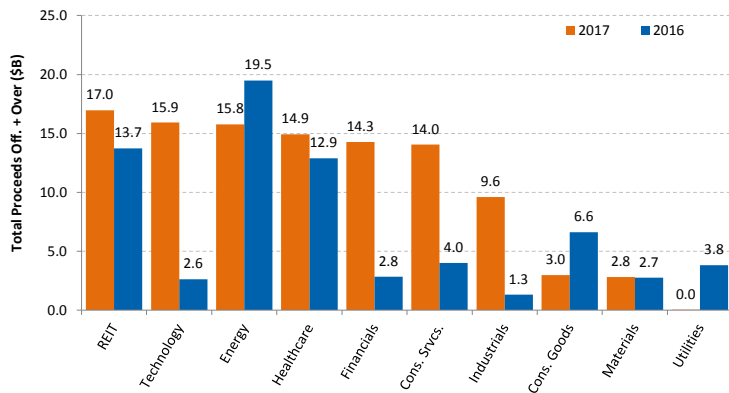
Market Summary

Week of May 22, 2017

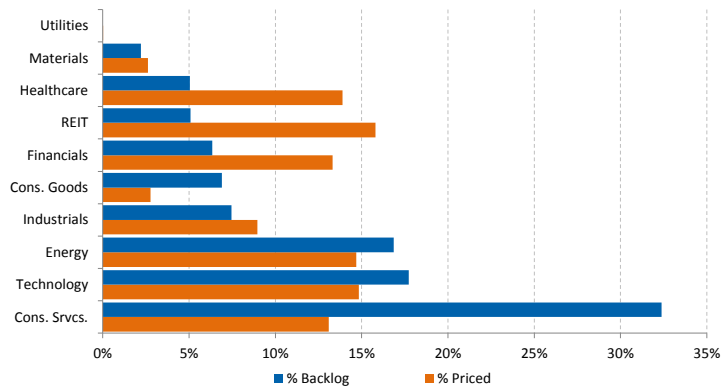
Trailing 12-Week US Proceeds by Deal Type



YoY Total US Issuance by Industry



YTD US Priced vs. Backlog



Market Summary

Major Indices	Last Close	1-Day (%)	1-Week (%)	1-Month (%)	1-Year (%)	YTD (%)
S&P 500	2,394.0	0.52	-0.35	1.93	16.65	6.93
Dow Jones	20,894.8	0.43	-0.42	1.69	19.39	5.73
NASDAQ	6,133.6	0.82	-0.26	3.77	28.60	13.94
Russell 2000	1,377.1	0.72	-1.20	-0.20	23.81	1.47
FTSE 100	7,496.3	0.34	0.56	5.37	21.77	4.95
DAX	12,619.5	-0.15	-1.46	4.74	27.26	9.92
Nikkei 225	19,678.3	0.45	-0.96	5.68	17.58	2.95
Hang Seng	25,391.3	0.86	0.08	5.61	27.90	15.41
Brazil Bovespa	61,673.5	-1.54	-9.93	-3.27	24.03	2.40
Mexico IPC	48,943.5	-0.25	-1.48	-0.05	8.39	7.23

S&P 500 Sector Indices

S&P 500 Sector Indices	Last Close	1-Day (%)	1-Week (%)	1-Month (%)	1-Year (%)	YTD (%)
Materials	328.5	0.03	-1.23	0.35	13.30	5.24
Financials	387.7	0.30	-1.47	0.78	24.16	0.30
Consumer Disc.	713.4	0.55	-0.23	1.58	15.71	10.13
Consumer Staples	571.2	0.62	0.87	1.15	7.04	7.40
Energy	497.3	-0.17	-0.63	-0.25	0.98	-10.31
Healthcare	867.9	0.24	-0.73	1.91	7.99	8.90
Industrials	570.2	0.70	0.00	1.44	19.63	5.96
Information Tech.	953.8	0.95	-0.32	5.44	34.88	18.06
Telecom	156.5	0.08	-0.33	-3.80	-4.32	-11.37
Utilities	265.4	0.90	1.05	1.09	8.76	7.52

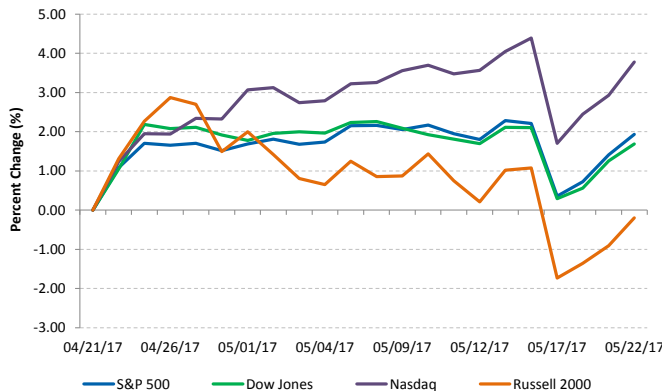
Commodities (NYMEX Front Month Contract)

Commodities	Last Close	1-Day (%)	1-Week (%)	1-Month (%)	1-Year (%)	YTD (%)
Gold	1,261.4	0.62	2.55	-2.15	0.68	9.53
Silver	17.2	2.35	3.54	-3.72	3.99	7.52
Copper	2.60	0.54	2.23	2.29	26.27	3.59
Crude Oil	51.1	0.91	4.67	3.04	5.62	-4.82
Natural Gas	3.3	2.27	-0.57	7.38	61.49	-9.61
Cotton	0.78	-1.33	-8.12	-1.18	27.11	10.96
Corn	3.75	0.67	1.97	3.09	-4.94	6.53
Sugar	0.17	0.79	5.77	0.00	-3.28	-15.38
Wheat	4.34	-0.23	2.60	3.15	-7.16	6.43

Major Currencies

Major Currencies	USD	EUR	GBP	JPY	CAD	AUD
USD	1.000	0.888	0.770	111.150	1.348	1.334
EUR	1.126	1.000	0.867	125.150	1.518	1.502
GBP	1.299	1.154	1.000	144.423	1.751	1.733
JPY	0.009	0.008	0.007	1.000	0.012	0.012
CAD	0.742	0.659	0.571	82.459	1.000	0.990
AUD	0.750	0.666	0.577	1.010	1.010	1.000

Major US Indices 1-Month Trailing



Econ Calendar

Monday, May 22, 2017			
Indicator	Period	Expectation	Result
No Releases Scheduled			

Tuesday, May 23, 2017			
Indicator	Period	Expectation	Result
New Home Sales	Apr	611K	

Wednesday, May 24, 2017			
Indicator	Period	Expectation	Result
MBA Mortgage Index	5/20	NA	
FHFA Housing Price Index	Mar	NA	
Existing Homes Sales	Apr	5.69M	
Crude Inventories	5/20	NA	
FOMC Minutes	5/23	NA	

Thursday, May 25, 2017			
Indicator	Period	Expectation	Result
Initial Claims	5/20	236K	
Continuing Claims	5/13	NA	
Adv. Wholesale Inventories	Apr	NA	
Natural Gas Inventories	5/20	NA	

Friday, May 26, 2017			
Indicator	Period	Expectation	Result
Durable Orders	Apr	-2.0%	
Durable Orders - ex. Trans	Apr	0.6%	
GDP - Second Est.	Q1	0.9%	
GDP Deflator - Second Est.	Q1	2.3%	
Michigan Sentiment - Final	May	97.7	

Source: Briefing.com

About Ipreo Analytics

Ipreo Capital Markets Services is an outsourced consultative service that serves as an extension of your team, focused on providing research, intelligence and data on the capital markets. If you have any questions, please contact Ipreo Capital Markets at CapitalMarkets@ipreo.com or 855-288-5995.

All deal data provided by Ipreo's Equity Deals Database, a comprehensive U.S. equities deals database providing quick and accurate deal information.