

U.S. Equity Capital Markets

Daily Market Update



Wednesday, May 24, 2017

Data as of 8:00 AM

Ipreo Daily Market Update

Priced Deals

Week of May 22, 2017

Initial Public Offerings This Week (0)

Issue Date	Issuer	Ticker	Sector	Domicile	Exchange	Bookrunners	Fin. Spons.	Filed Terms		Pricing Statistics				Performance Statistics		
								Last File Range (\$)	Last Offer Amt. (\$M)	Amt. + Over. (\$M)	Offer Price (\$)	Shrs. Offered	% Primary	Shoe Exer.	Last File/ Offer (%)	Offer/ Curr. (%)
No IPOs have priced so far this week																

Follow-On Offerings This Week (2)

Issue Date	Issuer	Ticker	Sector	Domicile	Exchange	Bookrunners	Accel. Deal	Shelf Take	Filed Terms		Pricing Statistics				Performance Statistics		
									Last File Range (\$)	Last Offer Amt. (\$M)	Amt. + Over. (\$M)	Offer Price (\$)	Shrs. Offered	% Primary	Shoe Exer.	Last Sale/ Offer (%)	Offer/ Curr. (%)
5/23/17	The Trade Desk, Inc.	TTD	Technology	United States	NASDAQ	CITI, JEFFER, RBC			52.51	174.7	224.5	52.00	4.3	0.0	-2.77	-	-0.97
5/22/17	Berkshire Hills Bancorp, Inc.	BHLB	Financials	United States	NYSE	SANDLER, PIPER	•	•	35.55	-	160.0	34.50	4.6	100.0	-2.95	6.23	-2.95
Total:											384.5				Average:	-2.86	6.23

Block Offerings This Week (2)

Issue Date	Issuer	Ticker	Sector	Domicile	Exchange	Bookrunners	Shelf Take	Last Price (\$)	Pricing Statistics				Performance Stats		
									Amt. + Over. (\$M)	Offer Price (\$)	Shrs. Offered	% Primary	Shoe Exer.	Re-Off. Disc. (%)	Offer/ Curr. (%)
5/22/17	Kosmos Energy Ltd.	KOS	Energy	United States	NYSE	BRCLY	•	7.84	290.0	7.25	40.0	0.0	-7.53	-1.10	
5/22/17	Hyatt Hotels Corp.	H	Consumer Services	United States	NYSE	BAML, DB	•	58.4	231.4	57.85	4.0	0.0	-0.94	0.22	
Total:									521.4				Average:	-4.23	-0.44

Equity-Related Offerings This Week (3)

Issue Date	Issuer	Ticker	Sector	Domicile	Exchange	Bookrunners	Talk		Pricing Statistics					Maturity
							Coupon (%)	Premium (%)	Amt. + Over. (\$M)	Offer Price (\$)	Coupon (%)	Premium (%)	Shoe Exer.	
5/23/17	ServiceNow, Inc.	NOW	Technology	United States	NYSE	MS, JPM, RBC, BRCLY, CITI, UBS	-	-	750.0	1,000.00	0.00	32.50		06/01/2022
5/22/17	PRA Group, Inc	PRAA	Industrials	United States	NASDAQ	BAML, SUNTCAP, CAPONE	3.25-3.75	32.5-37.5	300.0	1,000.00	3.50	35.00		06/01/2023
5/23/17	Capitala Finance Corp.	CPTA	Financials	United States	NASDAQ	STFL	-	-	50.0	25.00	5.75	14.00		05/31/2022
Total:									1,100.0					

Ipreo Daily Market Update

The Pipeline

Week of May 22, 2017

Expected Deals This Week and Next (15)

Expected Date	Issuer	Ticker	Type	Sector	Domicile	Exchange	Bookrunners	Filed Terms			Timeline	
								Curr. Amt. Filed (\$M)	Curr. Shrs. Filed (M)	Curr. File Price/Range	Initial File Date	Last Amend. File Date
w/k of 05/22/17	Mota Group, Inc	-	IPO	Industrials	United States	NASDAQ	GUNNAR, AXIOM	6.5	0.7	9.99	10/5/16	4/25/17
05/23/17	Alnylam Pharmaceuticals, Inc.	ALNY	BLK	Healthcare	United States	NASDAQ	BRCLY	374.4	5.0	74.87	5/23/17	-
05/23/17	SMART Global Holdings, Inc	SGH	IPO	Technology	Cayman Islands	NASDAQ	BRCLY, DB, JEFFER, STFL	74.2	5.3	13 - 15	4/28/17	5/22/17
05/23/17	GlycoMimetics, Inc.	GLYC	FO	Healthcare	United States	NASDAQ	JEFFER, COWEN	66.1	6.0	11.01	5/22/17	-
05/23/17	First Bank (New Jersey)	FRBA	FO	Financials	United States	NASDAQ	SANDLER, RBAIRD	35.0	-	12.00	5/22/17	-
05/23/17	Immuron Limited	IMRN	FO	Healthcare	Australia	NASDAQ	GUNNAR, HCWAIN	11.7	0.6	21.00	12/21/16	5/22/17
05/24/17	JELD-WEN Holding, Inc.	JELD	FO	Industrials	United States	NYSE	BRCLY, CITI, CS, JPM, DB, RBC, BAML, GS, WFC	432.0	14.0	30.86	5/15/17	5/22/17
05/24/17	WideOpenWest, Inc.	WOW	IPO	Consumer Services	United States	NYSE	UBS, CS, RBC, SUNTCAP, EVERCORE, MACQUARIE	400.0	19.0	20 - 22	3/23/17	5/15/17
05/24/17	Camping World Holdings, Inc.	CWH	FO	Consumer Services	United States	NYSE	GS, JPM, BAML, CS	290.2	10.0	29.02	3/29/17	5/22/17
05/24/17	BlackLine, Inc.	BL	FO	Technology	United States	NASDAQ	GS, JPM	112.5	3.5	32.33	5/12/17	5/22/17
05/24/17	KBL Merger Corp. IV	KBLMU	IPO	Blank Check	United States	NASDAQ	LADENBURG, BRILEY, FBR	100.0	10.0	10.00	4/26/17	-
05/24/17	Appian Corp	APPN	IPO	Technology	United States	NASDAQ	MS, GS, BRCLY, KEYBANC, CANACC, COWEN	75.0	6.3	11 - 13	4/27/17	5/12/17
05/24/17	Syndax Pharmaceuticals Inc	SNDX	FO	Healthcare	United States	NASDAQ	MS, CITI, COWEN	50.0	-	14.67	5/23/17	-
05/24/17	Albireo Pharma Inc.	ALBO	FO	Healthcare	United States	NASDAQ	COWEN, WBLAIR	-	-	21.21	5/23/17	-
05/25/17	MINDBODY, Inc.	MB	FO	Technology	United States	NASDAQ	JPM, UBS, JEFFER, CS	124.1	4.4	28.20	5/22/17	-

* Bold text indicates a deal was initially filed or amended this week

Total: 2,151.5

Amended Filings This Week (1)

Amended Date	Issuer	Ticker	Type	Sector	Domicile	Exchange	Bookrunners	Filed Terms			Timeline	
								Curr. Amt. Filed (\$M)	Curr. Shrs. Filed (M)	Curr. File Price/Range	Initial File Date	Expected Date
5/23/17	Liberty Oilfield Services Inc.	BDFC	IPO	Energy	United States	NYSE	MS, GS, WFC, CITI, JPM, EVERCORE, PIPER, TUDPIC	400.0	22.9	16 - 19	2/14/17	To be ann.

Total: 400.0

Initial Filings This Week (9)

Filing Date	Issuer	Ticker	Type	Sector	Domicile	Exchange	Bookrunners	Filed Terms			Timeline	
								Curr. Amt. Filed (\$M)	Curr. Shrs. Filed (M)	Curr. File Price/Range	Expected Date	
5/22/17	Ranger Energy Services, Inc.	RNGR	IPO	Energy	United States	NYSE	CS, PIPER, WFC, BRCLY	100.0	-	-	-	To be ann.
5/22/17	Athene Holding, Ltd.	ATH	FO	Financials	Bermuda	NYSE	GS	100.0	-	51.13	-	To be ann.
5/22/17	Interpace Diagnostics Group, Inc.	IDXG	FO	Healthcare	United States	NASDAQ	MAXIM	13.8	-	-	-	To be ann.
5/22/17	Inpixon	INPX	FO	Technology	United States	NASDAQ	AEGIS	10.0	-	-	-	To be ann.
5/22/17	Inpixon	INPX	CVT	Technology	United States	NASDAQ	AEGIS	-	-	-	-	To be ann.
5/23/17	LendingTree, Inc	TREE	CVT	Financials	United States	NASDAQ	BAML, GS, RBC, SUNTCAP	200.0	0.2	-	-	To be ann.
5/23/17	Scorpio Tankers, Inc.	STNG	FO	Industrials	Monaco	NYSE	MS	200.0	-	4.20	-	To be ann.
5/23/17	Achaogen, Inc.	AKAO	FO	Healthcare	United States	NASDAQ	LEERINK, COWEN, STFL	130.4	5.0	26.08	-	To be ann.
5/24/17	Granite Point Mortgage Trust Inc.	GPMT	IPO	REIT	United States	NYSE	JPM, MS, CITI	100.0	-	-	-	To be ann.

Total: 854.2

Shelf Filings This Week (2)

Filing Date	Issuer	Ticker	Type	Sector	Domicile	Exchange	Type	Filed Terms		
								Curr. Amt. Filed (\$M)	Curr. Shrs. Filed (M)	Curr. File Price/Range
5/22/17	Hyatt Hotels Corp.	H	FO	Consumer Services	United States	NYSE	Common Stock	1,651.0	28.3	58.40
5/22/17	Entegra Financial Corp.	ENFC	FO	Financials	United States	NASDAQ	Universal	50.0	-	-

* Shelf filings over \$50M

Total: 1,701.0

Withdrawn or Postponed Deals This Week (0)

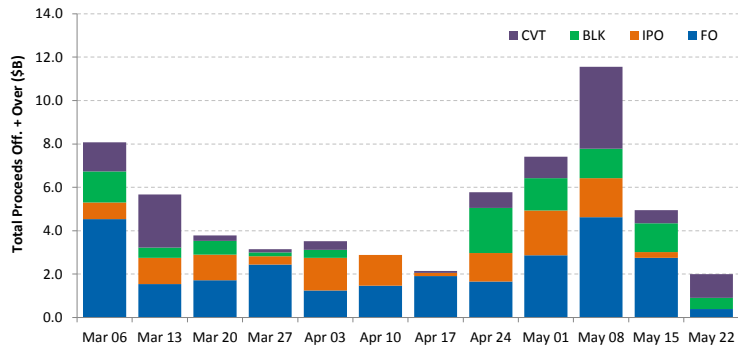
W/P Date	Issuer	Ticker	Type	Sector	Domicile	Exchange	Bookrunners	Filed Terms		
								Curr. Amt. Filed (\$M)	Curr. Shrs. Filed (M)	Reason
No Withdrawn or Postponed deals this week										

Ipreo Daily Market Update

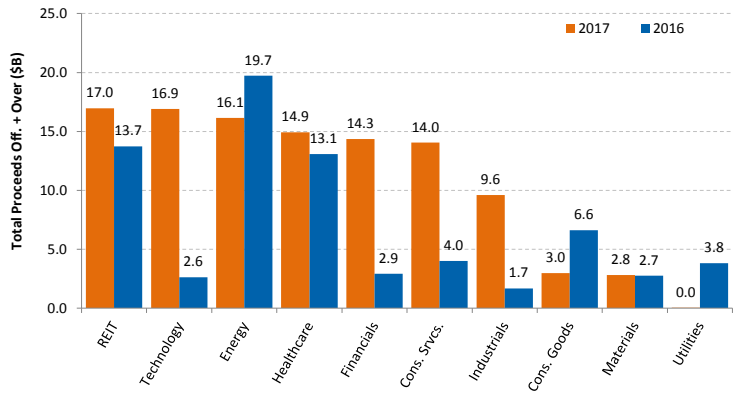
Market Summary

Week of May 22, 2017

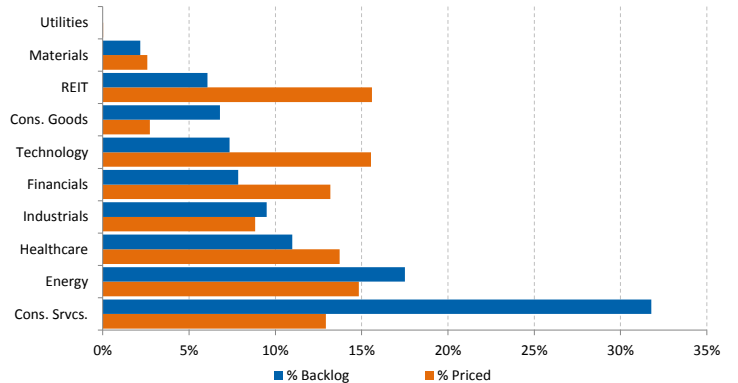
Trailing 12-Week US Proceeds by Deal Type



YoY Total US Issuance by Industry



YTD US Priced vs. Backlog



Market Summary

Major Indices	Last Close	1-Day (%)	1-Week (%)	1-Month (%)	1-Year (%)	YTD (%)
S&P 500	2,398.4	0.18	-0.09	2.12	17.11	7.13
Dow Jones	20,937.9	0.21	-0.20	1.90	19.69	5.95
NASDAQ	6,138.7	0.08	-0.51	3.86	28.81	14.04
Russell 2000	1,381.0	0.28	-0.98	0.08	24.26	1.76
FTSE 100	7,485.3	-0.15	-0.49	5.21	21.98	4.79
DAX	12,659.2	0.31	-1.14	5.07	28.62	10.26
Nikkei 225	19,613.3	-0.33	-1.54	5.33	17.76	2.61
Hang Seng	25,403.2	0.05	0.27	5.66	28.24	15.47
Brazil Bovespa	62,662.5	1.60	-8.77	-1.72	27.03	4.04
Mexico IPC	49,042.5	0.20	-0.84	0.15	8.41	7.45

S&P 500 Sector Indices

Sector	Last	1-Day (%)	1-Week (%)	1-Month (%)	1-Year (%)	YTD (%)
Materials	329.0	0.15	-1.08	0.50	12.14	5.40
Financials	390.8	0.81	-0.83	1.60	25.28	1.11
Consumer Disc.	710.6	-0.40	-0.30	1.17	15.70	9.68
Consumer Staples	571.6	0.07	1.12	1.22	7.10	7.48
Energy	498.1	0.17	-0.02	-0.08	1.40	-10.17
Healthcare	870.9	0.35	0.00	2.27	8.87	9.28
Industrials	571.3	0.20	0.33	1.64	20.14	6.17
Information Tech.	954.6	0.08	-0.73	5.52	35.12	18.15
Telecom	156.7	0.13	0.41	-3.68	-3.53	-11.25
Utilities	266.0	0.23	2.10	1.33	10.09	7.77

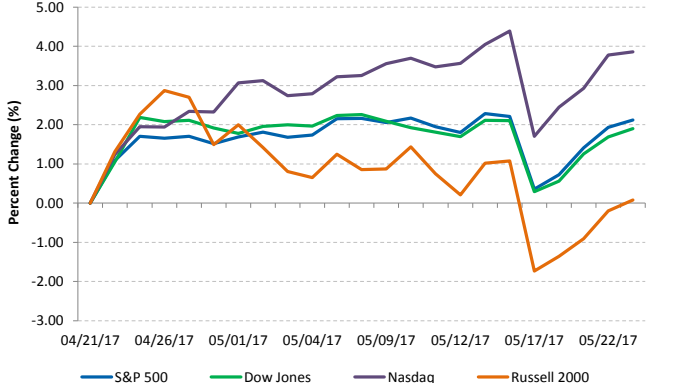
Commodities (NYMEX Front Month Contract)

Commodity	Last	1-Day (%)	1-Week (%)	1-Month (%)	1-Year (%)	YTD (%)
Gold	1,255.5	-0.47	1.54	-2.61	0.32	9.01
Silver	17.1	-0.30	2.34	-4.02	4.36	7.19
Copper	2.60	0.02	1.78	2.31	26.33	3.61
Crude Oil	51.5	0.66	5.77	3.73	7.05	-4.19
Natural Gas	3.2	-3.33	-0.34	3.81	56.64	-12.62
Cotton	0.77	-1.49	-5.04	-2.66	25.66	9.30
Corn	3.70	-1.47	0.48	1.58	-7.10	4.97
Sugar	0.16	-3.88	-0.06	-3.88	-5.54	-18.66
Wheat	4.30	-1.09	1.24	2.02	-7.03	5.27

Major Currencies

Currency	USD	EUR	GBP	JPY	CAD	AUD
USD	1.000	0.895	0.770	111.825	1.351	1.338
EUR	1.118	1.000	0.861	124.979	1.510	1.496
GBP	1.298	1.162	1.000	145.188	1.754	1.738
JPY	0.009	0.008	0.007	1.000	0.012	0.012
CAD	0.740	0.662	0.570	82.785	1.000	0.991
AUD	0.747	0.669	0.575	1.009	1.009	1.000

Major US Indices 1-Month Trailing



Econ Calendar

Monday, May 22, 2017			
Indicator	Period	Expectation	Result
No Releases Scheduled			

Tuesday, May 23, 2017			
Indicator	Period	Expectation	Result
New Home Sales	Apr	611K	569K

Wednesday, May 24, 2017			
Indicator	Period	Expectation	Result
MBA Mortgage Index	5/20	NA	4.4%
FHFA Housing Price Index	Mar	NA	
Existing Homes Sales	Apr	5.69M	
Crude Inventories	5/20	NA	
FOMC Minutes	5/23	NA	

Thursday, May 25, 2017			
Indicator	Period	Expectation	Result
Initial Claims	5/20	236K	
Continuing Claims	5/13	NA	
Adv. Wholesale Inventories	Apr	NA	
Natural Gas Inventories	5/20	NA	

Friday, May 26, 2017			
Indicator	Period	Expectation	Result
Durable Orders	Apr	-2.0%	
Durable Orders - ex. Trans	Apr	0.6%	
GDP - Second Est.	Q1	0.9%	
GDP Deflator - Second Est.	Q1	2.3%	
Michigan Sentiment - Final	May	97.7	

Source: *Briefing.com*

About Ipreo Analytics

Ipreo Capital Markets Services is an outsourced consultative service that serves as an extension of your team, focused on providing research, intelligence and data on the capital markets. If you have any questions, please contact Ipreo Capital Markets at CapitalMarkets@ipreo.com or 855-288-5995.

All deal data provided by Ipreo's Equity Deals Database, a comprehensive U.S. equities deals database providing quick and accurate deal information.

