

U.S. Equity Capital Markets

Daily Market Update



Monday, May 8, 2017

Data as of 8:00 AM

Ipreo Daily Market Update

Priced Deals

Week of May 8, 2017

Initial Public Offerings This Week (0)

Issue Date	Issuer	Ticker	Sector	Domicile	Exchange	Bookrunners	Fin. Spons.	Filed Terms		Pricing Statistics				Performance Statistics		
								Last File Range (\$)	Last Offer Amt. (\$M)	Amt. + Over. (\$M)	Offer Price (\$)	Shrs. Offered	% Primary	Shoe Exer.	Last File/ Offer (%)	Offer/ Curr. (%)

No IPOs have priced so far this week

Follow-On Offerings This Week (0)

Issue Date	Issuer	Ticker	Sector	Domicile	Exchange	Bookrunners	Accel. Deal	Shelf Take.	Filed Terms		Pricing Statistics				Performance Statistics		
									Last File Range (\$)	Last Offer Amt. (\$M)	Amt. + Over. (\$M)	Offer Price (\$)	Shrs. Offered	% Primary	Shoe Exer.	Last Sale/ Offer (%)	Offer/ Curr. (%)

No Follow-Ons have priced so far this week

Block Offerings This Week (0)

Issue Date	Issuer	Ticker	Sector	Domicile	Exchange	Bookrunners	Shelf Take.	Last Price (\$)	Pricing Statistics				Performance Stats	
									Amt. + Over. (\$M)	Offer Price (\$)	Shrs. Offered	% Primary	Shoe Exer.	Re-Off. (%)

No Blocks have priced this week

Equity-Related Offerings This Week (0)

Issue Date	Issuer	Ticker	Sector	Domicile	Exchange	Bookrunners	Talk		Pricing Statistics				
							Coupon (%)	Premium (%)	Amt. + Over. (\$M)	Offer Price (\$)	Coupon (%)	Premium (%)	Shoe Exer.

No Converts have priced this week

Ipreo Daily Market Update

The Pipeline

Week of May 8, 2017

Expected Deals This Week and Next (6)

Expected Date	Issuer	Ticker	Type	Sector	Domicile	Exchange	Bookrunners	Filed Terms			Timeline	
								Curr. Amt. Filed (\$M)	Curr. Shrs. Filed (M)	Curr. File Price/Range	Initial File Date	Last Amend. File Date
w/k of 05/08/17	ASV Holdings, Inc.	ASV	IPO	Industrials	United States	NASDAQ	ROTH	34.2	3.8	8 - 10	3/24/17	4/26/17
05/08/17	ENDRA Life Sciences Inc.	-	IPO	Healthcare	United States	NASDAQ	NATSEC, DCO	7.4	1.4	5 - 5.50	11/18/16	5/1/17
05/09/17	Five Point Holdings, LLC	FPH	IPO	Financials	United States	NYSE	CITI, JPM, RBC, WFC, DB, EVERCORE, ZELMAN, JMPSEC	399.0	21.0	18 - 20	4/7/17	4/24/17
05/09/17	Guaranty Bancshares, Inc.	GNTY	FO	Financials	United States	NASDAQ	SANDLER	54.0	2.0	26 - 28	4/6/17	5/1/17
05/11/17	Gardner Denver Holdings, Inc.	GDI	IPO	Industrials	United States	NYSE	GS, CITI, KKR, UBS, PIPER, DB, RBAIRD, CS, MS	1,011.9	41.3	23 - 26	2/28/17	5/3/17
05/11/17	Solaris Oilfield Infrastructure, Inc.	SOI	IPO	Energy	United States	NYSE	CS, GS	174.9	10.6	15 - 18	3/15/17	5/2/17
Total:								1,681.3				

Amended Filings This Week (1)

Amended Date	Issuer	Ticker	Type	Sector	Domicile	Exchange	Bookrunners	Filed Terms			Timeline	
								Curr. Amt. Filed (\$M)	Curr. Shrs. Filed (M)	Curr. File Price/Range	Initial File Date	Expected Date
5/8/17	Argenx SE	ARGX	FO	Healthcare	Netherlands	NASDAQ	COWEN, PIPER	74.8	3.6	-	4/21/17	To be ann.
Total:								74.8				

Initial Filings This Week (2)

Filing Date	Issuer	Ticker	Type	Sector	Domicile	Exchange	Bookrunners	Filed Terms			Timeline	
								Curr. Amt. Filed (\$M)	Curr. Shrs. Filed (M)	Curr. File Price/Range	Expected Date	
5/8/17	Becton, Dickinson and Co.	BDX	CVT	Healthcare	United States	NYSE	CITI, JPM, MITSUFIN, BNPPAR, BRCLY, MS, WFC	2,250.0	-	-	-	To be ann.
5/8/17	Becton, Dickinson and Co.	BDX	FO	Healthcare	United States	NYSE	CITI, JPM, BNPPAR, MITSUFIN, BRCLY	2,250.0	-	185.40	-	To be ann.
Total:								4,500.0				

Shelf Filings This Week (0)

Filing Date	Issuer	Ticker	Type	Sector	Domicile	Exchange	Type	Filed Terms		
								Curr. Amt. Filed (\$M)	Curr. Shrs. Filed (M)	Curr. File Price/Range
<i>No Shelf Filings this week</i>										

Withdrawn or Postponed Deals This Week (0)

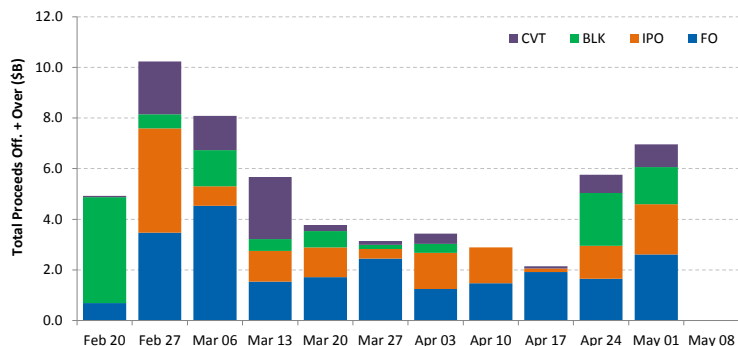
W/P Date	Issuer	Ticker	Type	Sector	Domicile	Exchange	Bookrunners	Filed Terms		
								Curr. Amt. Filed (\$M)	Curr. Shrs. Filed (M)	Reason
<i>No Withdrawn or Postponed deals this week</i>										

Ipreo Daily Market Update

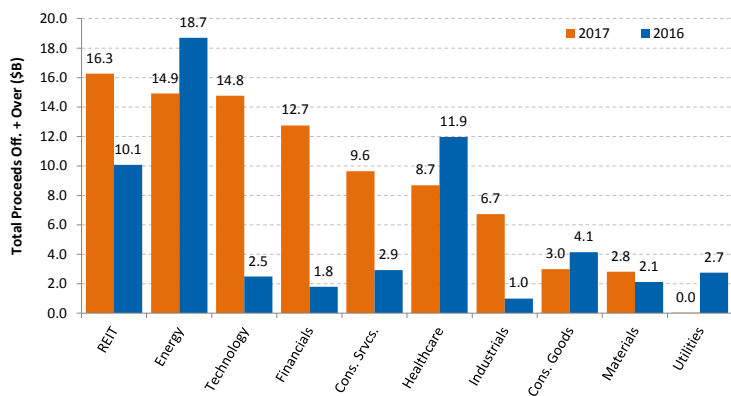
Market Summary

Week of May 8, 2017

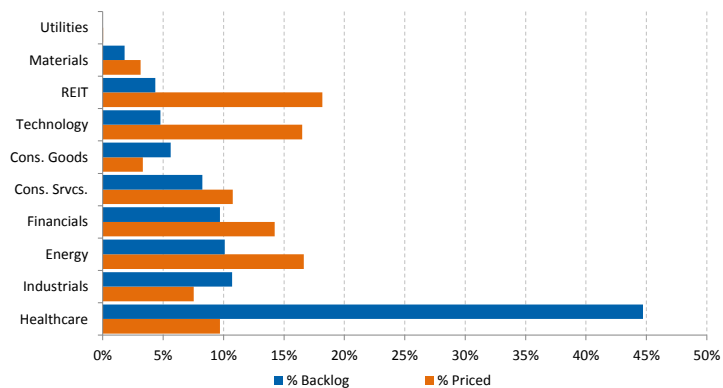
Trailing 12-Week US Proceeds by Deal Type



YoY Total US Issuance by Industry



YTD US Priced vs. Backlog



Market Summary

Major Indices	Last Close	1-Day (%)	1-Week (%)	1-Month (%)	1-Year (%)	YTD (%)
S&P 500	2,399.3	0.41	0.63	1.97	17.00	7.17
Dow Jones	21,006.9	0.26	0.32	1.74	18.95	6.30
NASDAQ	6,100.8	0.42	0.88	4.03	29.33	13.33
Russell 2000	1,397.0	0.59	-0.25	3.32	26.09	2.94
FTSE 100	7,297.4	0.68	1.30	-0.47	19.29	2.16
DAX	12,716.9	0.55	2.24	4.09	29.08	10.76
Nikkei 225	19,445.7	0.00	1.30	3.10	20.43	1.73
Hang Seng	24,476.4	-0.84	-0.56	0.31	19.69	11.25
Brazil Bovespa	65,709.7	1.31	0.47	1.44	27.17	9.10
Mexico IPC	49,485.7	1.00	0.46	0.57	9.61	8.42

S&P 500 Sector Indices

Sector	Last	1-Day	1-Week	1-Month	1-Year	YTD
Materials	335.5	1.43	0.69	2.18	16.79	7.47
Financials	395.5	-0.10	1.20	1.43	27.51	2.31
Consumer Disc.	717.5	0.56	0.11	3.31	14.80	10.76
Consumer Staples	567.0	0.25	0.09	0.99	4.53	6.63
Energy	495.5	1.62	-0.70	-3.80	1.42	-10.65
Healthcare	877.6	-0.06	0.61	2.38	9.10	10.12
Industrials	574.3	0.56	0.90	2.96	19.87	6.73
Information Tech.	941.0	0.31	1.36	4.33	35.85	16.47
Telecom	158.4	1.46	-1.18	-5.79	-4.56	-10.28
Utilities	262.4	0.56	0.08	-0.05	5.18	6.29

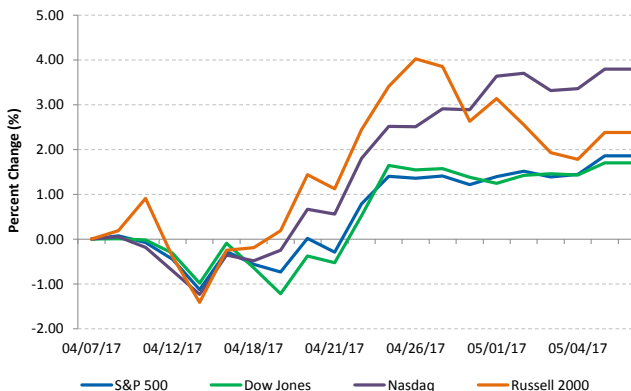
Commodities (NYMEX Front Month Contract)

Commodity	Last	1-Day	1-Week	1-Month	1-Year	YTD
Gold	1,226.9	-0.14	-3.26	-1.73	-3.57	6.53
Silver	16.3	-0.18	-5.72	-10.52	-5.94	1.78
Copper	2.53	0.68	-3.03	-5.65	17.39	0.92
Crude Oil	46.2	1.54	-6.30	-9.64	4.29	-13.96
Natural Gas	3.3	2.51	-0.31	0.00	57.32	-11.35
Cotton	0.78	-1.44	-1.39	3.87	25.86	10.08
Corn	3.71	1.16	1.16	1.64	-0.80	5.33
Sugar	0.15	-0.39	-5.08	-4.91	-3.35	-21.53
Wheat	4.42	1.03	2.31	2.91	-4.53	8.39

Major Currencies

Currency	USD	EUR	GBP	JPY	CAD	AUD
USD	1.000	0.914	0.771	112.495	1.367	1.350
EUR	1.094	1.000	0.844	123.057	1.496	1.477
GBP	1.297	1.185	1.000	145.884	1.773	1.750
JPY	0.009	0.008	0.007	1.000	0.012	0.012
CAD	0.731	0.669	0.564	82.281	1.000	0.987
AUD	0.741	0.677	0.571	1.013	1.013	1.000

Major US Indices 1-Month Trailing



Econ Calendar

Monday, May 08, 2017			
Indicator	Period	Expectation	Result
No Releases Scheduled			

Tuesday, May 09, 2017			
Indicator	Period	Expectation	Result
JOLTS - Job Openings	Mar	NA	
Wholesale Inventories	Mar	-0.1%	

Wednesday, May 10, 2017			
Indicator	Period	Expectation	Result
MBA Mortgage App. Index	5/6	NA	
Import Prices	Apr	-0.2%	
Import Prices ex-oil	Apr	0.2%	
Export Prices	Apr	0.2%	
Export Prices ex-ag	Apr	0.2%	
Crude Inventories	5/6	NA	
Treasury Budget	Apr	NA	

Thursday, May 11, 2017			
Indicator	Period	Expectation	Result
PPI	Apr	-0.1%	
Core PPI	Apr	0.0%	
Initial Claims	5/6	238K	
Continuing Claims	4/30	1964K	
Natural Gas Inventories	5/6	67 bcf	

Friday, May 12, 2017			
Indicator	Period	Expectation	Result
CPI	Apr	-0.3%	
Core CPI	Apr	-0.1%	
Retail Sales	Apr	-0.3%	
Retail Sales ex-auto	Apr	0.2%	
Business Inventories	Mar	0.3%	
Mich. Sentiment -Prelim	May	97	

Friday, May 12, 2017			
Indicator	Period	Expectation	Result
CPI	Apr	-0.3%	
Core CPI	Apr	-0.1%	
Retail Sales	Apr	-0.3%	
Retail Sales ex-auto	Apr	0.2%	
Business Inventories	Mar	0.3%	
Mich. Sentiment -Prelim	May	97	

Source: Briefing.com

About Ipreo Analytics

Ipreo Capital Markets Services is an outsourced consultative service that serves as an extension of your team, focused on providing research, intelligence and data on the capital markets. If you have any questions, please contact Ipreo Capital Markets at CapitalMarkets@ipreo.com or 855-288-5995.

All deal data provided by Ipreo's Equity Deals Database, a comprehensive U.S. equities deals database providing quick and accurate deal information.

