

U.S. Equity Capital Markets

Daily Market Update



Tuesday, June 13, 2017

Data as of 8:00 AM

Ipreo Daily Market Update

Priced Deals

Week of June 12, 2017

Initial Public Offerings This Week (0)

Issue Date	Issuer	Ticker	Sector	Domicile	Exchange	Bookrunners	Fin. Spons.	Filed Terms		Pricing Statistics				Performance Statistics		
								Last File Range (\$)	Last Offer Amt. (\$M)	Amt. + Over. (\$M)	Offer Price (\$)	Shrs. Offered	% Primary	Shoe Exer.	Last File/ Offer (%)	Offer/ Curr. (%)

No IPOs have priced so far this week

Follow-On Offerings This Week (0)

Issue Date	Issuer	Ticker	Sector	Domicile	Exchange	Bookrunners	Accel. Deal	Shelf Take.	Filed Terms		Pricing Statistics				Performance Statistics		
									Last File Range (\$)	Last Offer Amt. (\$M)	Amt. + Over. (\$M)	Offer Price (\$)	Shrs. Offered	% Primary	Shoe Exer.	Last Sale/ Offer (%)	Offer/ Curr. (%)

No Follow-Ons have priced so far this week

Block Offerings This Week (0)

Issue Date	Issuer	Ticker	Sector	Domicile	Exchange	Bookrunners	Shelf Take.	Last Price (\$)	Pricing Statistics				Performance Stats	
									Amt. + Over. (\$M)	Offer Price (\$)	Shrs. Offered	% Primary	Shoe Exer.	Re-Off. (%)

No Blocks have priced this week

Equity-Related Offerings This Week (0)

Issue Date	Issuer	Ticker	Sector	Domicile	Exchange	Bookrunners	Talk		Pricing Statistics				
							Coupon (%)	Premium (%)	Amt. + Over. (\$M)	Offer Price (\$)	Coupon (%)	Premium (%)	Shoe Exer.

No Converts have priced this week

Ipreso Daily Market Update

The Pipeline

Week of June 12, 2017

Expected Deals This Week and Next (13)

Expected Date	Issuer	Ticker	Type	Sector	Domicile	Exchange	Bookrunners	Filed Terms			Timeline	
								Curr. Amt. Filed (\$M)	Curr. Shrs. Filed (M)	Curr. File Price/Range	Initial File Date	Last Amend. File Date
w/k of 06/19/17	Impixon	INPX	CVT	Technology	United States	NASDAQ	AEGIS	-	0.0	-	5/22/17	6/12/17
06/12/17	GenMark Diagnostics, Inc.	GNMK	FO	Healthcare	United States	NASDAQ	JPM, BAML	65.0	-	12.85	6/12/17	-
06/12/17	Banco Macro S.A	BMA	FO	Financials	Argentina	NYSE	GS, BAML	-	-	89.20	5/26/17	-
06/13/17	TCG BDC, INC.	CGBD	IPO	Financials	United States	NASDAQ	BAML, MS, JPM, CITI, STFL, WFC	171.0	9.0	18.50 - 19.50	5/19/17	6/5/17
06/13/17	Donnelley Financial Solutions Inc	DFIN	FO	Technology	United States	NYSE	CITI, BAML, JPM, WFC	141.9	6.2	22.73	3/24/17	6/7/17
06/13/17	Agree Realty Corp.	ADC	FO	REIT	United States	NYSE	RAYMND, WFC, CITI, JEFFER	100.1	2.1	47.66	6/12/17	-
06/13/17	First Industrial Realty Trust, Inc.	FR	BLK	REIT	United States	NYSE	UBS	76.9	2.6	30.04	6/12/17	-
06/13/17	Athenex, Inc.	ATNX	IPO	Healthcare	United States	NASDAQ	CS, DB, JPM, BKCHINA	72.0	6.0	11 - 13	5/12/17	6/2/17
06/13/17	SG Blocks, Inc.	SGBX	FO	Industrials	United States	NASDAQ	GUNNAR	12.1	2.2	5 - 6	2/6/17	5/8/17
06/14/17	Boston Omaha Corp.	BOMN	FO	Consumer Services	United States	NASDAQ	COWEN	71.5	5.5	12 - 14	2/13/17	6/5/17
06/14/17	Avenue Therapeutics, Inc.	ATXI	IPO	Healthcare	United States	NASDAQ	RAYMND	50.0	5.0	9 - 11	4/28/17	5/19/17
06/14/17	Celision Corp.	CLSN	FO	Healthcare	United States	NASDAQ	OPPEN	15.0	3.4	-	4/25/17	6/6/17
06/21/17	Mota Group, Inc	-	IPO	Industrials	United States	NASDAQ	GUNNAR, AXIOM	6.5	0.7	9.99	10/5/16	4/25/17
Total:								782.0				

* Bold text indicates a deal was initially filed or amended this week

Amended Filings This Week (7)

Amended Date	Issuer	Ticker	Type	Sector	Domicile	Exchange	Bookrunners	Filed Terms			Timeline	
								Curr. Amt. Filed (\$M)	Curr. Shrs. Filed (M)	Curr. File Price/Range	Initial File Date	Expected Date
6/12/17	Altice USA, Inc.	ATUS	IPO	Technology	United States	NYSE	JPM, MS, CITI, GS, BAML, BRCLY, BNPPAR, CREDITAG, DB, RBC	1,350.0	46.6	27 - 31	4/11/17	To be ann.
6/12/17	Frontier Group Holdings, Inc.	FRNT	IPO	Industrials	United States	NASDAQ	CITI, DB, EVERCORE, JPM	100.0	-	-	3/31/17	To be ann.
6/12/17	Duos Technologies Group, Inc.	DUOT	FO	Technology	United States	NASDAQ	GUNNAR	11.5	2.2	-	1/20/17	To be ann.
6/12/17	Impixon	INPX	FO	Technology	United States	NASDAQ	AEGIS	10.0	0.6	-	5/22/17	To be ann.
6/12/17	ImmunoCellular Therapeutics, Ltd.	IMUC	FO	Healthcare	United States	NYSE MKT	MAXIM	-	0.0 ↓	-	4/3/17	To be ann.
6/13/17	Safety, Income & Growth, Inc.	SAFE	IPO	REIT	United States	NYSE	BAML, JPM, BRCLY	205.0	10.3	19 - 21	4/10/17	To be ann.
6/13/17	Four Springs Capital Trust	FSPR	IPO	REIT	United States	NYSE MKT	RBC, SUNTCAP	100.8	5.6	17 - 19	5/24/17	To be ann.
Total:								1,777.3				

Initial Filings This Week (0)

Filing Date	Issuer	Ticker	Type	Sector	Domicile	Exchange	Bookrunners	Filed Terms			Timeline
								Curr. Amt. Filed (\$M)	Curr. Shrs. Filed (M)	Curr. File Price/Range	Expected Date
No Initial Filings this week											

Shelf Filings This Week (2)

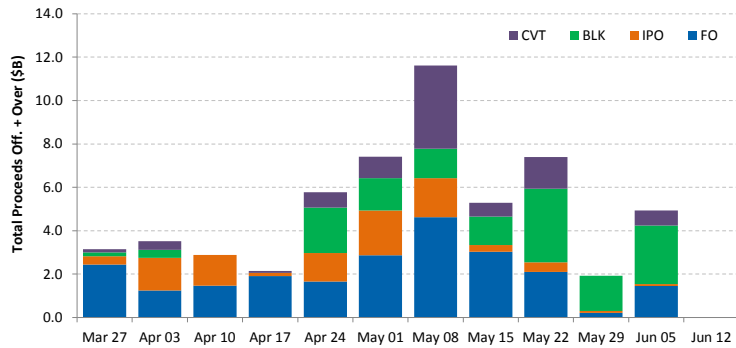
Filing Date	Issuer	Ticker	Type	Sector	Domicile	Exchange	Type	Filed Terms		
								Curr. Amt. Filed (\$M)	Curr. Shrs. Filed (M)	Curr. File Price/Range
6/12/17	ANI Pharmaceuticals, Inc.	ANIP	FO	Healthcare	United States	NASDAQ	Universal	350.0	-	-
6/12/17	Bel Fuse, Inc.	BELFB	FO	Industrials	United States	NASDAQ	Universal	140.0	-	-
Total:								490.0		

* Shelf filings over \$50M

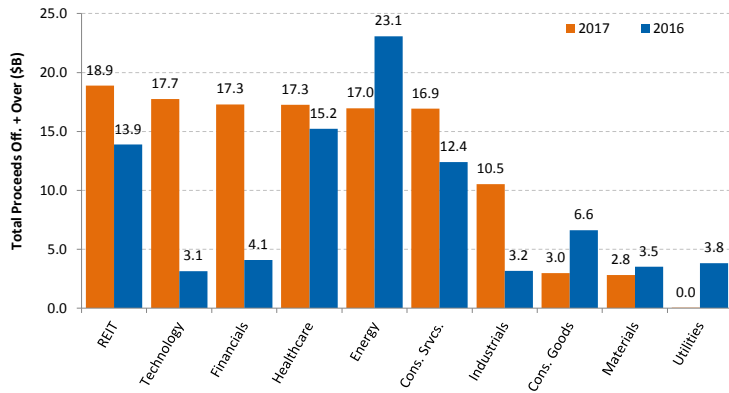
Withdrawn or Postponed Deals This Week (0)

W/P Date	Issuer	Ticker	Type	Sector	Domicile	Exchange	Bookrunners	Filed Terms		
								Curr. Amt. Filed (\$M)	Curr. Shrs. Filed (M)	Reason
No Withdrawn or Postponed deals this week										

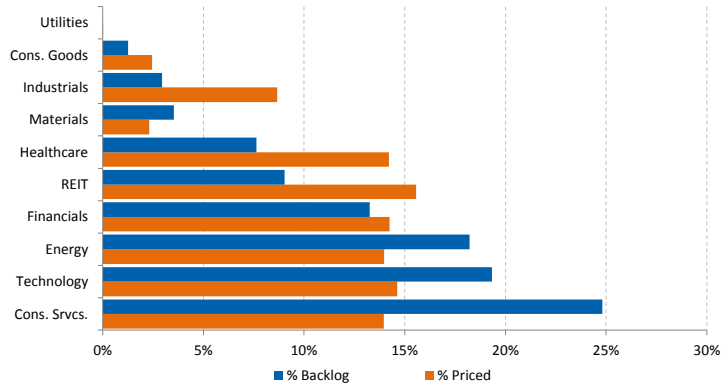
Trailing 12-Week US Proceeds by Deal Type



YoY Total US Issuance by Industry



YTD US Priced vs. Backlog



Market Summary

Major Indices	Last Close	1-Day (%)	1-Week (%)	1-Month (%)	1-Year (%)	YTD (%)
S&P 500	2,429.4	-0.10	-0.28	1.61	15.90	8.51
Dow Jones	21,235.7	-0.17	0.24	1.62	18.87	7.45
NASDAQ	6,175.5	-0.52	-1.91	0.89	26.17	14.72
Russell 2000	1,419.2	-0.18	1.63	2.64	21.93	4.57
FTSE 100	7,511.9	-0.21	-0.18	1.03	22.83	5.17
DAX	12,690.4	-0.98	-1.03	-0.63	29.04	10.53
Nikkei 225	19,908.6	-0.52	-1.30	0.12	19.92	4.16
Hang Seng	25,708.0	-1.24	-0.60	2.19	22.17	16.85
Brazil Bovespa	61,700.2	-0.82	-1.20	-9.56	24.84	2.45
Mexico IPC	49,128.8	0.10	-0.94	-0.60	8.75	7.64

S&P 500 Sector Indices

S&P 500 Sector Indices	Last	1-Day	1-Week	1-Month	1-Year	YTD
Materials	340.1	-0.53	1.36	3.12	13.68	8.96
Financials	403.0	0.16	3.67	3.21	29.42	4.26
Consumer Disc.	717.3	-0.11	-1.81	0.30	15.33	10.73
Consumer Staples	581.1	-0.06	-1.23	3.03	5.11	9.28
Energy	489.8	0.67	2.58	-1.53	-2.27	-11.67
Healthcare	892.9	-0.13	0.27	2.74	7.97	12.05
Industrials	582.5	0.46	0.40	2.64	19.26	8.26
Information Tech.	950.0	-0.81	-3.10	-0.17	30.97	17.58
Telecom	161.4	0.90	1.24	2.50	-6.09	-8.63
Utilities	270.1	-0.22	-0.97	3.20	5.87	9.41

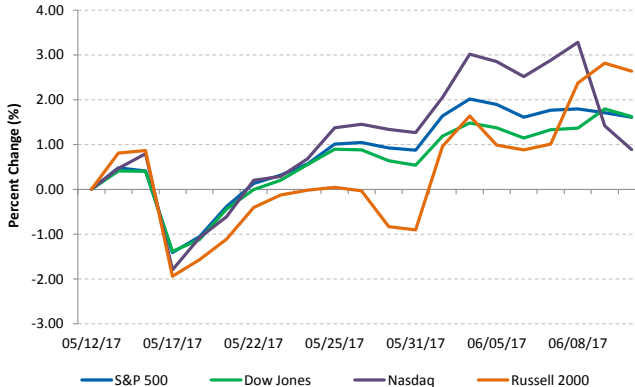
Commodities (NYMEX Front Month Contract)

Commodities	Last	1-Day	1-Week	1-Month	1-Year	YTD
Gold	1,268.9	-0.20	-1.08	3.36	-0.55	10.18
Silver	16.9	-1.62	-3.62	3.30	-2.23	5.97
Copper	2.62	-1.28	2.27	3.63	28.81	4.39
Crude Oil	46.1	0.55	-2.78	-3.68	-6.09	-14.22
Natural Gas	3.0	-0.49	1.41	-11.68	18.31	-17.92
Cotton	0.75	-0.74	-1.55	-8.58	15.46	6.34
Corn	3.77	-2.71	1.14	1.68	-10.82	7.17
Sugar	0.14	-1.75	0.94	-9.61	-28.83	-28.14
Wheat	4.34	-2.64	1.05	0.29	-12.32	6.37

Major Currencies

Major Currencies	USD	EUR	GBP	JPY	CAD	AUD
USD	1.000	0.892	0.787	110.090	1.327	1.325
EUR	1.121	1.000	0.882	123.382	1.487	1.485
GBP	1.271	1.134	1.000	139.902	1.687	1.684
JPY	0.009	0.008	0.007	1.000	0.012	0.012
CAD	0.754	0.672	0.593	82.954	1.000	0.999
AUD	0.755	0.673	0.594	1.001	1.001	1.000

Major US Indices 1-Month Trailing



Econ Calendar

Monday, June 12, 2017			
Indicator	Period	Expectation	Result
No Releases Scheduled			
Tuesday, June 13, 2017			
Indicator	Period	Expectation	Result
PPI	May	0.0%	
Core PPI	May	0.2%	
Wednesday, June 14, 2017			
Indicator	Period	Expectation	Result
MBA Mortgage Index	6/10	NA	
Retail Sales	May	0.1%	
Retail Sales ex-auto	May	0.2%	
CPI	May	0.0%	
Core CPI	May	0.2%	
Business Inventories	Apr	-0.1%	
Crude Inventories	6/10	NA	
FOMC Rate Decision	Jun	1.125%	
Thursday, June 15, 2017			
Indicator	Period	Expectation	Result
Philadelphia Fed	Jun	26.0	
Export Prices ex-ag	May	NA	
Import Prices ex-oil	May	NA	
Initial Claims	6/10	240K	
Continuing Claims	6/3	NA	
Empire Manufacturing	Jun	6.0	
Capacity Utilization	May	76.7%	
Industrial Production	May	0.0%	
Friday, June 16, 2017			
Indicator	Period	Expectation	Result
Housing Starts	May	1227K	
Building Permits	May	1250K	
Mich Sentiment- Prelim	Jun	97.0	

Source: Briefing.com

About Ipreo Analytics

Ipreo Capital Markets Services is an outsourced consultative service that serves as an extension of your team, focused on providing research, intelligence and data on the capital markets. If you have any questions, please contact Ipreo Capital Markets at CapitalMarkets@ipreo.com or 855-288-5995.

All deal data provided by Ipreo's Equity Deals Database, a comprehensive U.S. equities deals database providing quick and accurate deal information.