

U.S. Equity Capital Markets

Daily Market Update



Wednesday, June 14, 2017

Data as of 8:00 AM

Ipreo Daily Market Update

Priced Deals

Week of June 12, 2017

Initial Public Offerings This Week (2)

Issue		Ticker	Sector	Domicile	Exchange	Bookrunners	Fin. Spons.	Filed Terms		Pricing Statistics				Performance Statistics		
Date	Issuer							Last File Range (\$)	Last Offer Amt. (\$M)	Amt. + Over. (\$M)	Offer Price (\$)	Shrs. Offered	% Primary	% Shoe Exer.	Last File/ Offer (%)	Offer/ Curr. (%)
6/13/17	TCG BDC, INC.	CGBD	Financials	United States	NASDAQ	BAML, MS, JPM, CITI, STFL, WFC		18.50 - 19.50	171.0	166.5	18.50	9.0	100.0	-2.63	-	Within
6/14/17	Athenex, Inc.	ATNX	Healthcare	United States	NASDAQ	CS, DB, JPM		11 - 13	72.0	66.0	11.00	6.0	100.0	-8.33	-	Within
								Total:		232.5			Average:	-5.48	-	

Follow-On Offerings This Week (4)

Issue		Ticker	Sector	Domicile	Exchange	Bookrunners	Accel. Deal	Shelf Take.	Filed Terms		Pricing Statistics				Performance Statistics		
Date	Issuer								Last File Range (\$)	Last Offer Amt. (\$M)	Amt. + Over. (\$M)	Offer Price (\$)	Shrs. Offered	% Primary	% Shoe Exer.	Last Sale/ Offer (%)	Offer/ Curr. (%)
6/12/17	Banco Macro S.A	BMA	Financials	Argentina	NYSE	GS, BAML		•	89.20	-	598.4	90.00	6.6	100.0	-1.34	-2.17	0.90
6/13/17	Donnelley Financial Solutions Inc	DFIN	Technology	United States	NYSE	CITI, BAML, JPM, WFC			22.73 ↑	141.9 ↑	130.5	21.25	6.1	0.0	-2.07	-	-6.51
6/13/17	Agree Realty Corp.	ADC	REIT	United States	NYSE	RAYMND, WFC, CITI, JEFFER	•	•	47.66	100.1	98.0	46.65	2.1	100.0	-2.12	2.44	-2.12
6/13/17	GenMark Diagnostics, Inc.	GNMK	Healthcare	United States	NASDAQ	JPM, BAML	•	•	12.85	65.0	75.0	11.75	6.4	100.0	-0.59	-	-8.56
								Total:		901.9			Average:	-1.53	0.14		

Block Offerings This Week (1)

Issue		Ticker	Sector	Domicile	Exchange	Bookrunners	Shelf Take.	Pricing Statistics		Performance Stats				
Date	Issuer							Last Price (\$)	Amt. + Over. (\$M)	Offer Price (\$)	Shrs. Offered	% Primary	% Shoe Exer.	Re-Off. Disc. (%)
6/13/17	First Industrial Realty Trust, Inc.	FR	REIT	United States	NYSE	UBS		30.04	75.5	29.50	2.6	100.0	-1.80	0.24
								Total:	75.5		Average:	-1.80	0.24	

Equity-Related Offerings This Week (0)

Issue		Ticker	Sector	Domicile	Exchange	Bookrunners	Talk		Pricing Statistics			
Date	Issuer						Coupon (%)	Premium (%)	Amt. + Over. (\$M)	Offer Price (\$)	Coupon (%)	Premium (%)
No Converts have priced this week												

Ipreo Daily Market Update

The Pipeline

Week of June 12, 2017

Expected Deals This Week and Next (12)

Expected Date	Issuer	Ticker	Type	Sector	Domicile	Exchange	Bookrunners	Filed Terms			Timeline		
								Curr. Amt. Filed (\$M)	Curr. Shrs. Filed (M)	Curr. File Price/Range	Initial File Date	Last Amend. File Date	
w/k of 06/19/17	Four Springs Capital Trust	FSPR	IPO	REIT	United States	NYSE MKT	RBC, SUNTCAP	100.8	5.6	17 - 19	5/24/17	6/13/17	
w/k of 06/19/17	Inpixon	INPX	FO	Technology	United States	NASDAQ	AEGIS	10.0	0.6	-	5/22/17	6/12/17	
w/k of 06/19/17	Inpixon	INPX	CVT	Technology	United States	NASDAQ	AEGIS	-	0.0	-	5/22/17	6/12/17	
06/13/17	SG Blocks, Inc.	SGBX	FO	Industrials	United States	NASDAQ	GUNNAR	12.1	2.2	5 - 6	2/6/17	5/8/17	
06/13/17	Sequans Communications S.A.	SQNS	FO	Technology	France	NYSE	CANACC	-	-	4.05	6/13/17	-	
06/14/17	Safety, Income & Growth, Inc.	SAFE	IPO	REIT	United States	NYSE	BAML, JPM, BRCLY	205.0	10.3	19 - 21	4/10/17	6/13/17	
06/14/17	Boston Omaha Corp.	BOMN	FO	Consumer Services	United States	NASDAQ	COWEN	71.5	5.5	12 - 14	2/13/17	6/5/17	
06/14/17	Avenue Therapeutics, Inc.	ATXI	IPO	Healthcare	United States	NASDAQ	RAYMND	50.0	5.0	9 - 11	4/28/17	5/19/17	
06/14/17	Celsion Corp.	CLSN	FO	Healthcare	United States	NASDAQ	OPPEN	15.0	3.4	-	4/25/17	6/6/17	
06/14/17	Loxo Oncology, Inc.	LOXO	FO	Healthcare	United States	NASDAQ	MS, COWEN, CITI	-	-	73.65	6/13/17	-	
06/21/17	Mota Group, Inc	-	IPO	Industrials	United States	NASDAQ	GUNNAR, AXIOM	6.5	0.7	9.99	10/5/16	4/25/17	
06/22/17	Altice USA, Inc.	ATUS	IPO	Technology	United States	NYSE	JPM, MS, CITI, GS, BAML, BRCLY, BNPPAR, CREDITAG, DB, RBC	1,350.0	46.6	27 - 31	4/11/17	6/12/17	
<i>* Bold text indicates a deal was initially filed or amended this week</i>								Total:	1,820.9				

Amended Filings This Week (5)

Amended Date	Issuer	Ticker	Type	Sector	Domicile	Exchange	Bookrunners	Filed Terms			Timeline	
								Curr. Amt. Filed (\$M)	Curr. Shrs. Filed (M)	Curr. File Price/Range	Initial File Date	Expected Date
6/12/17	Frontier Group Holdings, Inc.	FRNT	IPO	Industrials	United States	NASDAQ	CITI, DB, EVERCORE, JPM	100.0	-	-	3/31/17	To be ann.
6/12/17	Duos Technologies Group, Inc.	DUOT	FO	Technology	United States	NASDAQ	GUNNAR	11.5	2.2	-	1/20/17	To be ann.
6/12/17	ImmunoCellular Therapeutics, Ltd.	IMUC	FO	Healthcare	United States	NYSE MKT	MAXIM	-	0.0 ↓	-	4/3/17	To be ann.
6/13/17	Interpace Diagnostics Group, Inc.	IDXG	FO	Healthcare	United States	NASDAQ	MAXIM	13.8	7.4 ↑	-	5/22/17	To be ann.
6/13/17	Pyxis Tankers Inc.	PXS	FO	Industrials	Greece	NASDAQ	MAXIM, AEGIS	10.0	-	1.68 ↓	4/27/17	To be ann.
Total:								135.3				

Initial Filings This Week (1)

Filing Date	Issuer	Ticker	Type	Sector	Domicile	Exchange	Bookrunners	Filed Terms			Timeline	
								Curr. Amt. Filed (\$M)	Curr. Shrs. Filed (M)	Curr. File Price/Range	Expected Date	
6/13/17	CompuLab Ltd.	CPUL	IPO	Technology	Israel	NASDAQ	MAXIM	23.0	-	-	To be ann.	
Total:								23.0				

Shelf Filings This Week (2)

Filing Date	Issuer	Ticker	Type	Sector	Domicile	Exchange	Type	Filed Terms			
								Curr. Amt. Filed (\$M)	Curr. Shrs. Filed (M)	Curr. File Price/Range	
6/12/17	ANI Pharmaceuticals, Inc.	ANIP	FO	Healthcare	United States	NASDAQ	Universal	350.0	-	-	
6/12/17	Bel Fuse, Inc.	BELFB	FO	Industrials	United States	NASDAQ	Universal	140.0	-	-	
<i>* Shelf filings over \$50M</i>								Total:	490.0		

Withdrawn or Postponed Deals This Week (0)

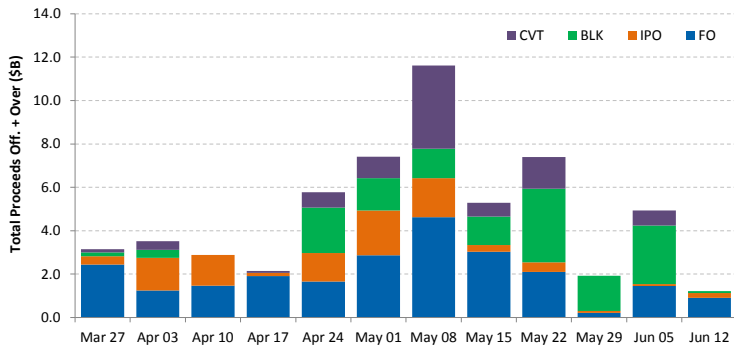
W/P Date	Issuer	Ticker	Type	Sector	Domicile	Exchange	Bookrunners	Filed Terms		
								Curr. Amt. Filed (\$M)	Curr. Shrs. Filed (M)	Reason
<i>No Withdrawn or Postponed deals this week</i>										

Ipreo Daily Market Update

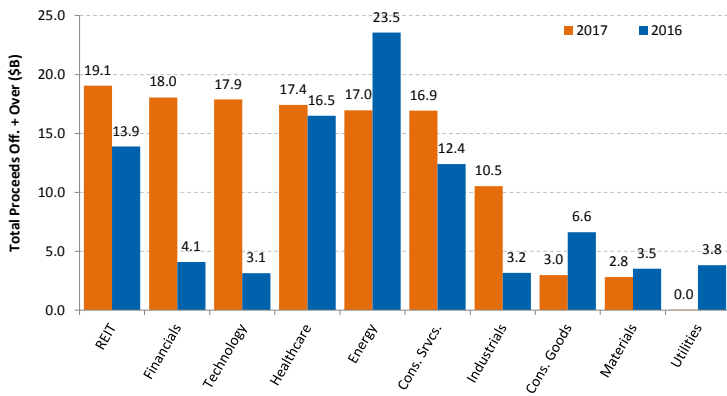
Market Summary

Week of June 12, 2017

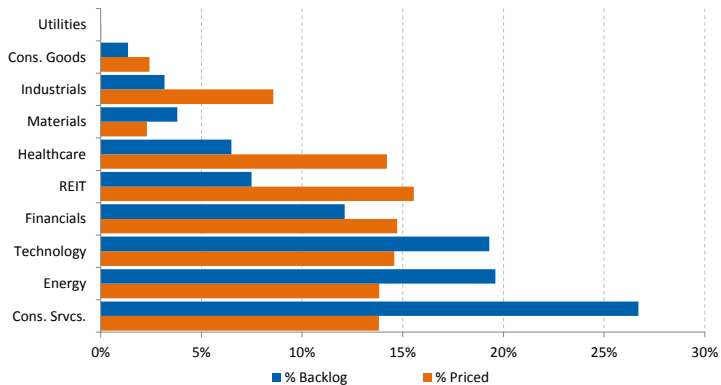
Trailing 12-Week US Proceeds by Deal Type



YoY Total US Issuance by Industry



YTD US Priced vs. Backlog



Market Summary

Major Indices	Last Close	1-Day (%)	1-Week (%)	1-Month (%)	1-Year (%)	YTD (%)
S&P 500	2,440.4	0.45	0.45	2.07	17.38	9.00
Dow Jones	21,328.5	0.44	0.91	2.07	20.28	7.92
NASDAQ	6,220.4	0.73	-0.87	1.62	28.30	15.55
Russell 2000	1,426.0	0.48	2.23	3.13	23.92	5.07
FTSE 100	7,500.4	-0.15	-0.33	0.87	24.08	5.01
DAX	12,765.0	0.59	0.59	-0.04	32.18	11.18
Nikkei 225	19,898.8	-0.05	-0.41	0.07	24.22	4.10
Hang Seng	25,852.1	0.56	-0.56	2.77	26.03	17.51
Brazil Bovespa	61,829.0	0.21	-1.79	-9.37	24.50	2.66
Mexico IPC	49,026.8	-0.21	-0.39	-0.81	9.12	7.41

S&P 500 Sector Indices

S&P 500 Sector Indices	Last Close	1-Day (%)	1-Week (%)	1-Month (%)	1-Year (%)	YTD (%)
Materials	344.6	1.31	2.56	4.47	16.64	10.38
Financials	404.8	0.44	4.56	3.67	30.99	4.72
Consumer Disc.	721.7	0.60	-0.38	0.91	16.76	11.40
Consumer Staples	581.3	0.04	-0.93	3.06	6.08	9.32
Energy	493.0	0.66	2.03	-0.87	-1.32	-11.09
Healthcare	894.1	0.13	0.69	2.87	8.91	12.19
Industrials	584.6	0.35	1.39	2.99	21.02	8.64
Information Tech.	958.1	0.85	-2.10	0.68	33.58	18.58
Telecom	159.7	-1.03	0.24	1.44	-6.71	-9.57
Utilities	270.5	0.16	-0.64	3.37	6.19	9.59

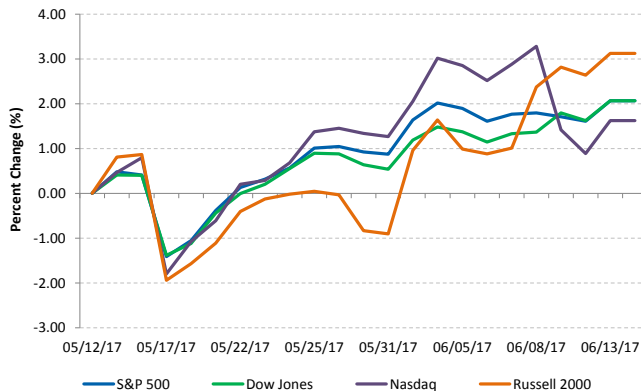
Commodities (NYMEX Front Month Contract)

Commodities	Last Price	1-Day (%)	1-Week (%)	1-Month (%)	1-Year (%)	YTD (%)
Gold	1,268.6	-0.02	-2.23	3.33	-1.42	10.15
Silver	16.8	-1.04	-5.32	2.23	-3.88	4.87
Copper	2.60	-0.73	1.94	2.87	26.44	3.63
Crude Oil	46.5	0.82	-3.59	-2.88	-4.95	-13.51
Natural Gas	3.0	-1.92	-2.50	-13.38	14.74	-19.49
Cotton	0.72	-4.41	-5.52	-12.61	12.08	1.66
Corn	3.81	0.99	0.99	2.70	-11.40	8.24
Sugar	0.14	-1.64	-1.36	-11.09	-29.43	-29.32
Wheat	4.45	2.53	2.12	2.83	-9.41	9.07

Major Currencies

Major Currencies	USD	EUR	GBP	JPY	CAD	AUD
USD	1.000	0.892	0.785	110.220	1.320	1.318
EUR	1.121	1.000	0.880	123.510	1.479	1.477
GBP	1.274	1.137	1.000	140.431	1.681	1.680
JPY	0.009	0.008	0.007	1.000	0.012	0.012
CAD	0.758	0.676	0.595	83.530	1.000	0.999
AUD	0.758	0.677	0.595	1.001	1.001	1.000

Major US Indices 1-Month Trailing



Econ Calendar

Monday, June 12, 2017			
Indicator	Period	Expectation	Result
No Releases Scheduled			
Tuesday, June 13, 2017			
Indicator	Period	Expectation	Result
PPI	May	0.0%	0.0%
Core PPI	May	0.2%	0.3%
Wednesday, June 14, 2017			
Indicator	Period	Expectation	Result
MBA Mortgage Index	6/10	NA	2.8%
Retail Sales	May	0.1%	
Retail Sales ex-auto	May	0.2%	
CPI	May	0.0%	
Core CPI	May	0.2%	
Business Inventories	Apr	-0.1%	
Crude Inventories	6/10	NA	
FOMC Rate Decision	Jun	1.125%	
Thursday, June 15, 2017			
Indicator	Period	Expectation	Result
Philadelphia Fed	Jun	26.0	
Export Prices ex-ag	May	NA	
Import Prices ex-oil	May	NA	
Initial Claims	6/10	240K	
Continuing Claims	6/3	NA	
Empire Manufacturing	Jun	6.0	
Capacity Utilization	May	76.7%	
Industrial Production	May	0.0%	
Friday, June 16, 2017			
Indicator	Period	Expectation	Result
Housing Starts	May	1227K	
Building Permits	May	1250K	
Mich Sentiment- Prelim	Jun	97.0	

Source: Briefing.com

About Ipreo Analytics

Ipreo Capital Markets Services is an outsourced consultative service that serves as an extension of your team, focused on providing research, intelligence and data on the capital markets. If you have any questions, please contact Ipreo Capital Markets at CapitalMarkets@ipreo.com or 855-288-5995.

All deal data provided by Ipreo's Equity Deals Database, a comprehensive U.S. equities deals database providing quick and accurate deal information.