

U.S. Equity Capital Markets

Daily Market Update



Tuesday, June 6, 2017

Data as of 8:00 AM

Ipreo Daily Market Update

Priced Deals

Week of June 5, 2017

Initial Public Offerings This Week (0)

Issue Date	Issuer	Ticker	Sector	Domicile	Exchange	Bookrunners	Fin. Spons.	Filed Terms		Pricing Statistics				Performance Statistics		
								Last File Range (\$)	Last Offer Amt. (\$M)	Amt. + Over. (\$M)	Offer Price (\$)	Shrs. Offered	% Primary	Shoe Exer.	Last File/ Offer (%)	Offer/ Curr. (%)
No IPOs have priced so far this week																

Follow-On Offerings This Week (0)

Issue Date	Issuer	Ticker	Sector	Domicile	Exchange	Bookrunners	Accel. Deal	Shelf Take.	Filed Terms		Pricing Statistics				Performance Statistics		
									Last File Range (\$)	Last Offer Amt. (\$M)	Amt. + Over. (\$M)	Offer Price (\$)	Shrs. Offered	% Primary	Shoe Exer.	Last Sale/ Offer (%)	Offer/ Curr. (%)
No Follow-Ons have priced so far this week																	

Block Offerings This Week (1)

Issue Date	Issuer	Ticker	Sector	Domicile	Exchange	Bookrunners	Shelf Take.	Last Price (\$)	Pricing Statistics				Performance Stats	
									Amt. + Over. (\$M)	Offer Price (\$)	Shrs. Offered	% Primary	Shoe Exer.	Re-Off. Disc. (%)
6/5/17	Colony Starwood Homes	SFR	REIT	United States	NYSE	BAML	•	35.25	806.2	35.00	23.0	0.0	-0.71	-
Total:									806.2				Average:	-0.71

Equity-Related Offerings This Week (0)

Issue Date	Issuer	Ticker	Sector	Domicile	Exchange	Bookrunners	Talk		Pricing Statistics			
							Coupon (%)	Premium (%)	Amt. + Over. (\$M)	Offer Price (\$)	Coupon (%)	Premium (%)
No Converts have priced this week												

Ipreso Daily Market Update

The Pipeline

Week of June 5, 2017

Expected Deals This Week and Next (11)

Expected Date	Issuer	Ticker	Type	Sector	Domicile	Exchange	Bookrunners	Filed Terms			Timeline	
								Curr. Amt. Filed (\$M)	Curr. Shrs. Filed (M)	Curr. File Price/Range	Initial File Date	Last Amend. File Date
w/k of 06/05/17	ShotSpotter, Inc.	SSTI	IPO	Consumer Services	United States	NASDAQ	ROTH	30.8	2.8	10 - 12	5/2/17	5/19/17
w/k of 06/05/17	Mota Group, Inc	-	IPO	Industrials	United States	NASDAQ	GUNNAR, AXIOM	6.5	0.7	9.99	10/5/16	4/25/17
06/06/17	Athene Holding, Ltd.	ATH	FO	Financials	Bermuda	NYSE	GS, BRCLY, CITI, WFC	791.0 ↓	16.2	48.83 ↓	5/22/17	6/5/17
06/06/17	CTI BioPharma Corp.	CTIC	CVT	Healthcare	United States	NASDAQ	JEFFER	-	-	-	6/5/17	-
06/08/17	Plymouth Industrial REIT, Inc	PLYM	IPO	REIT	United States	NYSE MKT	DADAVID, BBT, OPPEN	75.0	3.8	19 - 21	6/16/14	5/25/17
06/12/17	Banco Macro S.A	BMA	FO	Financials	Argentina	NYSE	GS, BAML	-	-	89.20	5/26/17	-
06/13/17	TCG BDC, INC.	CGBD	IPO	Financials	United States	NASDAQ	BAML, MS, JPM, CITI, STFL, WFC	171.0	9.0	18.50 - 19.50	5/19/17	6/5/17
06/13/17	Athenex, Inc.	ATNX	IPO	Healthcare	United States	NASDAQ	CS, DB, JPM, BKCHINA	72.0	6.0	11 - 13	5/12/17	6/2/17
06/13/17	SG Blocks, Inc.	SGBX	FO	Industrials	United States	NASDAQ	GUNNAR	12.1	2.2	5 - 6	2/6/17	5/8/17
06/14/17	Avenue Therapeutics, Inc.	ATXI	IPO	Healthcare	United States	NASDAQ	RAYMND	50.0	5.0	9 - 11	4/28/17	5/19/17
06/14/17	Celsion Corp.	CLSN	FO	Healthcare	United States	NASDAQ	OPPEN	15.0	3.5	-	4/25/17	5/30/17
Total:								1,223.4				

* Bold text indicates a deal was initially filed or amended this week

Amended Filings This Week (2)

Amended Date	Issuer	Ticker	Type	Sector	Domicile	Exchange	Bookrunners	Filed Terms			Timeline	
								Curr. Amt. Filed (\$M)	Curr. Shrs. Filed (M)	Curr. File Price/Range	Initial File Date	Expected Date
6/5/17	Boston Omaha Corp.	BOMN	FO	Consumer Services	United States	NASDAQ	COWEN	71.5	5.5	12 - 14	2/13/17	To be ann.
6/5/17	Air Industries Group	AIRI	FO	Industrials	United States	NYSE MKT	ROTH, TAGLICH	15.0 ↑	-	2.21 ↓	5/2/17	To be ann.
Total:								86.5				

Initial Filings This Week (1)

Filing Date	Issuer	Ticker	Type	Sector	Domicile	Exchange	Bookrunners	Filed Terms			Timeline
								Curr. Amt. Filed (\$M)	Curr. Shrs. Filed (M)	Curr. File Price/Range	Expected Date
6/5/17	Aeglea BioTherapeutics, Inc.	AGLE	FO	Healthcare	United States	NASDAQ	JONESTRD	-	-	4.26	To be ann.
Total:								-			

Shelf Filings This Week (2)

Filing Date	Issuer	Ticker	Type	Sector	Domicile	Exchange	Type	Filed Terms		
								Curr. Amt. Filed (\$M)	Curr. Shrs. Filed (M)	Curr. File Price/Range
6/5/17	Intellia Therapeutics, Inc.	NTLA	FO	Healthcare	United States	NASDAQ	Universal	250.0	-	-
6/5/17	AcelRx Pharmaceuticals, Inc.	ACELRX	FO	Healthcare	United States	NASDAQ	Universal	150.0	-	-
Total:								400.0		

* Shelf filings over \$50M

Withdrawn or Postponed Deals This Week (0)

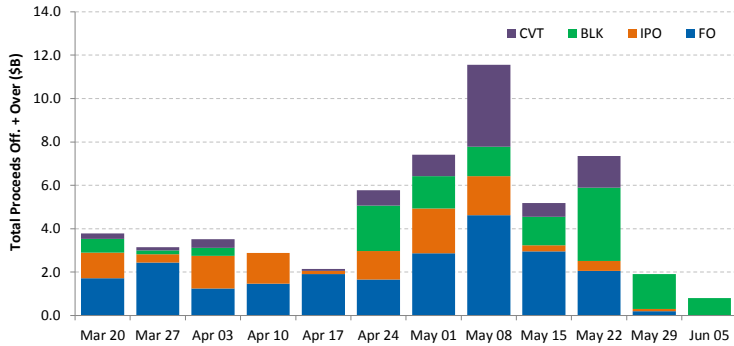
W/P Date	Issuer	Ticker	Type	Sector	Domicile	Exchange	Bookrunners	Filed Terms		
								Curr. Amt. Filed (\$M)	Curr. Shrs. Filed (M)	Reason
No Withdrawn or Postponed deals this week										

Ipreo Daily Market Update

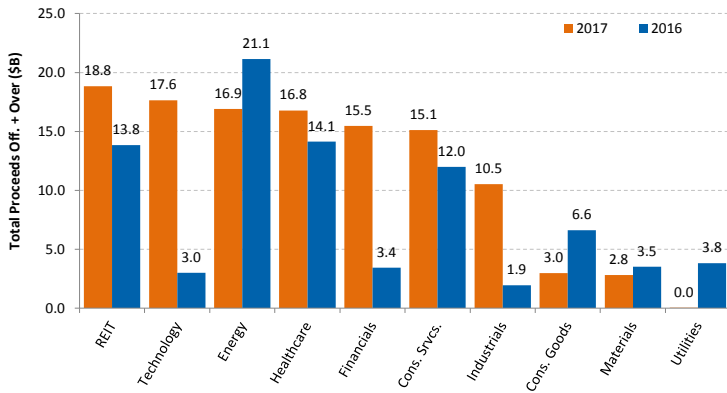
Market Summary

Week of June 5, 2017

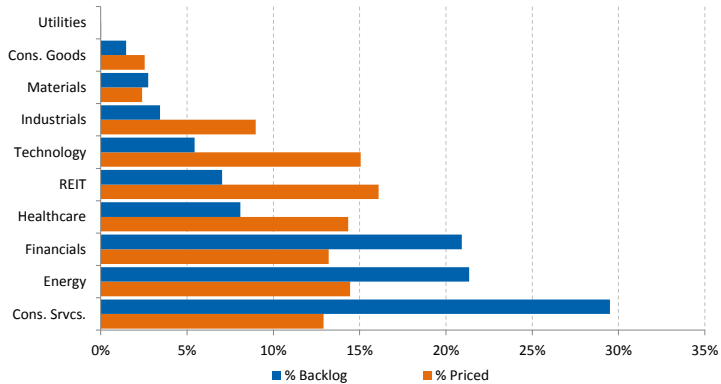
Trailing 12-Week US Proceeds by Deal Type



YoY Total US Issuance by Industry



YTD US Priced vs. Backlog



Market Summary

Major Indices	Last Close	1-Day (%)	1-Week (%)	1-Month (%)	1-Year (%)	YTD (%)
S&P 500	2,436.1	-0.12	0.84	1.53	16.05	8.81
Dow Jones	21,184.0	-0.10	0.49	0.84	18.96	7.19
NASDAQ	6,295.7	-0.16	1.38	3.20	27.38	16.95
Russell 2000	1,396.5	-0.64	1.03	-0.04	19.96	2.90
FTSE 100	7,525.8	-0.29	-0.29	3.13	21.19	5.36
DAX	12,822.9	0.00	1.75	0.83	26.92	11.69
Nikkei 225	20,170.8	-0.03	2.46	3.73	21.20	5.53
Hang Seng	25,863.0	-0.24	0.87	5.67	23.47	17.56
Brazil Bovespa	62,450.5	-0.10	-2.55	-4.96	23.37	3.69
Mexico IPC	49,592.5	0.56	-0.17	0.22	7.98	8.65

S&P 500 Sector Indices

Sector	Index	1-Day (%)	1-Week (%)	1-Month (%)	1-Year (%)	YTD (%)
Materials	335.6	-0.46	1.19	0.02	12.39	7.49
Financials	388.7	0.08	-0.68	-1.71	22.90	0.57
Consumer Disc.	730.5	-0.33	1.19	1.82	16.40	12.77
Consumer Staples	588.3	0.10	1.39	3.76	7.50	10.64
Energy	477.5	0.16	-2.06	-3.63	-3.41	-13.89
Healthcare	890.5	-0.29	1.77	1.47	6.83	11.75
Industrials	580.2	-0.44	0.78	1.03	19.78	7.83
Information Tech.	980.4	0.07	1.41	4.19	34.73	21.35
Telecom	159.4	-0.14	2.18	0.59	-4.66	-9.75
Utilities	272.7	-0.48	1.18	3.95	7.83	10.49

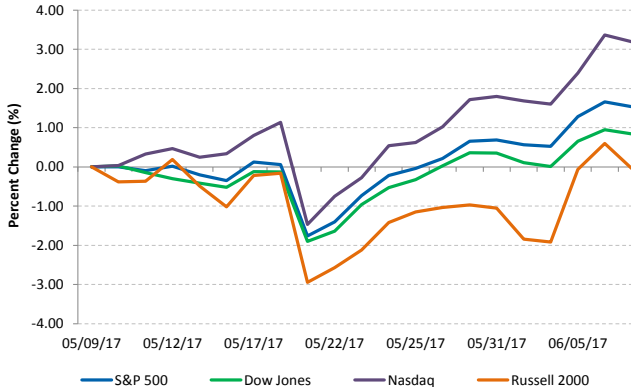
Commodities (NYMEX Front Month Contract)

Commodity	Price	1-Day (%)	1-Week (%)	1-Month (%)	1-Year (%)	YTD (%)
Gold	1,282.7	0.20	1.15	4.55	3.20	11.37
Silver	17.6	0.32	1.49	8.03	7.43	9.96
Copper	2.56	-0.66	-0.33	1.15	21.04	2.08
Crude Oil	47.4	-0.55	-4.82	2.55	-2.51	-11.76
Natural Gas	3.0	-0.57	-9.91	-8.70	24.35	-19.06
Cotton	0.76	-0.50	-1.01	-1.88	19.38	8.01
Corn	3.73	0.07	-0.33	0.61	-10.82	5.97
Sugar	0.14	1.09	-7.71	-9.27	-25.92	-28.81
Wheat	4.30	0.00	-2.00	-2.88	-13.62	5.27

Major Currencies

Currency	USD	EUR	GBP	JPY	CAD	AUD
USD	1.000	0.889	0.774	109.695	1.345	1.336
EUR	1.125	1.000	0.871	123.409	1.513	1.503
GBP	1.291	1.148	1.000	141.655	1.737	1.726
JPY	0.009	0.008	0.007	1.000	0.012	0.012
CAD	0.743	0.661	0.576	81.540	1.000	0.993
AUD	0.748	0.665	0.579	1.007	1.007	1.000

Major US Indices 1-Month Trailing



Econ Calendar

Monday, June 05, 2017			
Indicator	Period	Expectation	Result
Productivity - Rev.	Q1	-0.2%	0.0%
Unit Labor Costs - Rev.	Q1	2.4%	2.2%
Factory Orders	Apr	-0.2%	-0.2%
ISM Services	May	57.0	56.9

Tuesday, June 06, 2017			
Indicator	Period	Expectation	Result
JOLTS - Job Openings	Apr	-	-

Wednesday, June 07, 2017			
Indicator	Period	Expectation	Result
MBA Mortgage Index	6/3	-	-
Crude Inventories	6/3	-	-
Consumer Credit	Apr	\$15.0B	-

Thursday, June 08, 2017			
Indicator	Period	Expectation	Result
Initial Claims	6/3	240K	-
Continuing Claims	5/27	-	-
Natural Gas Inventories	6/3	-	-

Friday, June 09, 2017			
Indicator	Period	Expectation	Result
Wholesale Inventories	Apr	-0.1%	-

Source: Briefing.com

About Ipreo Analytics

Ipreo Capital Markets Services is an outsourced consultative service that serves as an extension of your team, focused on providing research, intelligence and data on the capital markets. If you have any questions, please contact Ipreo Capital Markets at CapitalMarkets@ipreo.com or 855-288-5995.

All deal data provided by Ipreo's Equity Deals Database, a comprehensive U.S. equities deals database providing quick and accurate deal information.