

# U.S. Equity Capital Markets

## Daily Market Update



Wednesday, July 5, 2017

Data as of 8:00 AM

# Ipreo Daily Market Update

## Priced Deals



Week of July 3, 2017

### Initial Public Offerings This Week (0)

Issue Date	Issuer	Ticker	Sector	Domicile	Exchange	Bookrunners	Fin. Spons.	Filed Terms		Pricing Statistics				Performance Statistics		
								Last File Range (\$)	Last Offer Amt. (\$M)	Amt. + Over. (\$M)	Offer Price (\$)	Shrs. Offered	% Primary	Shoe Exer.	Last File/ Offer (%)	Offer/ Curr. (%)
<i>No IPOs have priced so far this week</i>																

### Follow-On Offerings This Week (0)

Issue Date	Issuer	Ticker	Sector	Domicile	Exchange	Bookrunners	Accel. Deal	Shelf Take.	Filed Terms		Pricing Statistics				Performance Statistics		
									Last File Range (\$)	Last Offer Amt. (\$M)	Amt. + Over. (\$M)	Offer Price (\$)	Shrs. Offered	% Primary	Shoe Exer.	Last Sale/ Offer (%)	Offer/ Curr. (%)
<i>No Follow-Ons have priced so far this week</i>																	

### Block Offerings This Week (0)

Issue Date	Issuer	Ticker	Sector	Domicile	Exchange	Bookrunners	Shelf Take.	Last Price (\$)	Pricing Statistics				Performance Stats	
									Amt. + Over. (\$M)	Offer Price (\$)	Shrs. Offered	% Primary	Shoe Exer.	Re-Off. (%)
<i>No Blocks have priced this week</i>														

### Equity-Related Offerings This Week (0)

Issue Date	Issuer	Ticker	Sector	Domicile	Exchange	Bookrunners	Talk		Pricing Statistics				
							Coupon (%)	Premium (%)	Amt. + Over. (\$M)	Offer Price (\$)	Coupon (%)	Premium (%)	Shoe Exer.
<i>No Converts have priced this week</i>													

# Ipreo Daily Market Update

## The Pipeline

Week of July 3, 2017

### Expected Deals This Week and Next (5)

Expected Date	Issuer	Ticker	Type	Sector	Domicile	Exchange	Bookrunners	Filed Terms			Timeline	
								Curr. Amt. Filed (\$M)	Curr. Shrs. Filed (M)	Curr. File Price/Range	Initial File Date	Last Amend. File Date
w/k of 07/03/17	Akcea Therapeutics, Inc.	AKCA	IPO	Healthcare	United States	NASDAQ	COWEN, STFL, WFC	125.1	9.6	12 - 14	3/27/17	6/20/17
w/k of 07/03/17	Reven Housing REIT, Inc.	RVEN	FO	REIT	United States	NASDAQ	LADENBURG, WEDBUSH	58.8	10.0	5.88	5/5/17	6/16/17
w/k of 07/03/17	Co-Diagnostics, Inc.	CODX	IPO	Healthcare	United States	NASDAQ	NETWORK, WALBETHCAP	8.5	1.3	6.35 - 6.75	4/28/17	6/9/17
w/k of 07/03/17	Mota Group, Inc	-	IPO	Industrials	United States	NASDAQ	GUNNAR, AXIOM	6.5	0.7	9.99	10/5/16	4/25/17
w/k of 07/10/17	MYnd Analytics, Inc.	MYND	FO	Healthcare	United States	NASDAQ	MAXIM, AEGIS	9.0	-	-	6/2/17	6/16/17
<b>Total:</b>								<b>207.8</b>				

### Amended Filings This Week (1)

Amended Date	Issuer	Ticker	Type	Sector	Domicile	Exchange	Bookrunners	Filed Terms			Timeline	
								Curr. Amt. Filed (\$M)	Curr. Shrs. Filed (M)	Curr. File Price/Range	Initial File Date	Expected Date
7/3/17	Spherix Inc.	SPEX	FO	Technology	United States	NASDAQ	LAIDLAK	3.5 ↑	-	3.06 ↑	5/24/17	To be ann.
<b>Total:</b>								<b>3.5</b>				

### Initial Filings This Week (3)

Filing Date	Issuer	Ticker	Type	Sector	Domicile	Exchange	Bookrunners	Filed Terms			Timeline	
								Curr. Amt. Filed (\$M)	Curr. Shrs. Filed (M)	Curr. File Price/Range	Expected Date	
7/3/17	Capitol Investment Corp. IV	CIC.U	IPO	Blank Check	United States	NYSE	CITI	350.0	35.0	10.00		To be ann.
7/3/17	Sienna Biopharmaceuticals, Inc.	SNNA	IPO	Healthcare	United States	NASDAQ	JPM, COWEN	74.8	-	-		To be ann.
7/3/17	Ritter Pharmaceuticals, Inc.	RTTR	FO	Healthcare	United States	NASDAQ	AEGIS	10.0	-	-		To be ann.
<b>Total:</b>								<b>434.8</b>				

### Shelf Filings This Week (1)

Filing Date	Issuer	Ticker	Type	Sector	Domicile	Exchange	Type	Filed Terms			
								Curr. Amt. Filed (\$M)	Curr. Shrs. Filed (M)	Curr. File Price/Range	
7/3/17	Clearside Biomedical, Inc.	CLSD	FO	Healthcare	United States	NASDAQ	Universal	250.0	-	-	
<i>* Shelf filings over \$50M</i>								<b>Total:</b>	<b>250.0</b>		

### Withdrawn or Postponed Deals This Week (0)

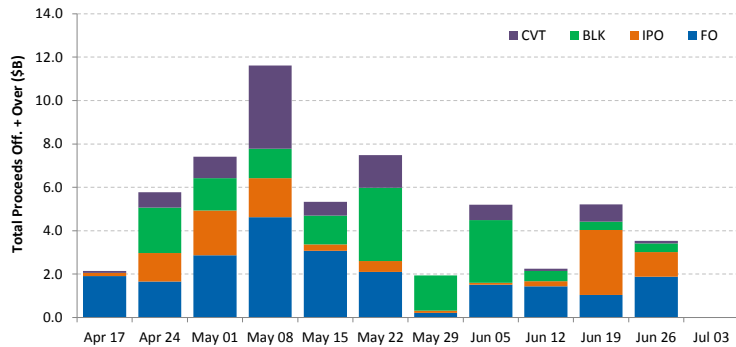
W/P Date	Issuer	Ticker	Type	Sector	Domicile	Exchange	Bookrunners	Filed Terms		
								Curr. Amt. Filed (\$M)	Curr. Shrs. Filed (M)	Reason
No Withdrawn or Postponed deals this week										

# Ipreo Daily Market Update

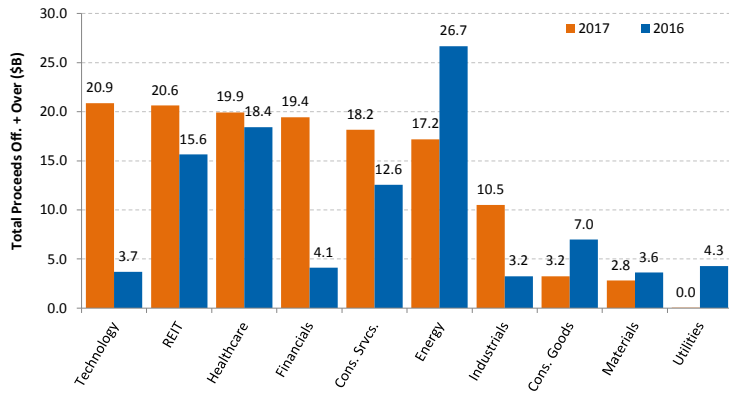
## Market Summary

Week of July 3, 2017

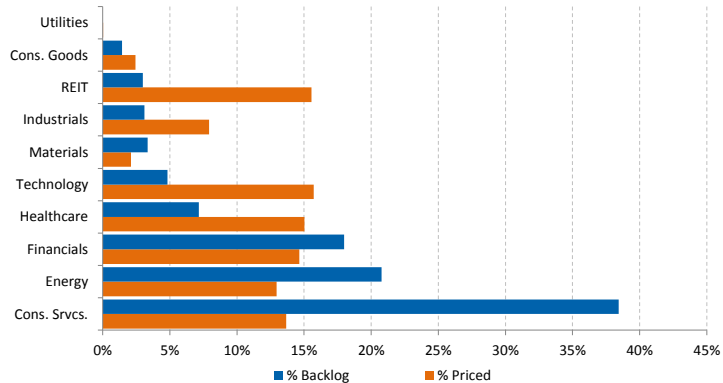
Trailing 12-Week US Proceeds by Deal Type



YoY Total US Issuance by Industry



YTD US Priced vs. Backlog



Market Summary

Major Indices	Last Close	1-Day (%)	1-Week (%)	1-Month (%)	1-Year (%)	YTD (%)
S&P 500	2,429.0	0.23	-0.41	-0.41	15.50	8.49
Dow Jones	21,479.3	0.61	0.33	1.29	19.67	8.69
NASDAQ	6,110.1	-0.49	-2.19	-3.10	25.66	13.50
Russell 2000	1,426.7	0.80	0.71	1.52	23.33	5.12
FTSE 100	7,377.1	0.88	-0.94	-2.26	12.15	3.28
DAX	12,475.3	1.22	-2.31	-2.71	27.61	8.66
Nikkei 225	20,055.8	0.11	-0.48	-0.60	27.89	4.93
Hang Seng	25,784.2	0.08	-0.34	-0.54	24.00	17.20
Brazil Bovespa	63,279.6	0.60	1.76	1.23	21.15	5.07
Mexico IPC	50,032.8	0.35	1.76	1.45	8.26	9.62

S&P 500 Sector Indices

Sector	Index	1-Day (%)	1-Week (%)	1-Month (%)	1-Year (%)	YTD (%)
Materials	340.5	0.91	0.37	1.00	17.09	9.07
Financials	415.1	1.34	4.08	6.87	35.31	7.38
Consumer Disc.	712.7	-0.18	-0.36	-2.76	13.87	10.02
Consumer Staples	566.2	-0.12	-1.57	-3.68	0.52	6.47
Energy	487.5	2.01	2.91	2.27	-5.30	-12.08
Healthcare	918.3	0.15	-1.24	2.82	10.08	15.23
Industrials	586.4	0.59	0.60	0.63	19.84	8.98
Information Tech.	932.3	-0.85	-3.13	-4.84	30.58	15.39
Telecom	155.4	0.86	-0.84	-2.67	-15.50	-12.03
Utilities	262.4	-0.54	-3.63	-4.26	-1.58	6.29

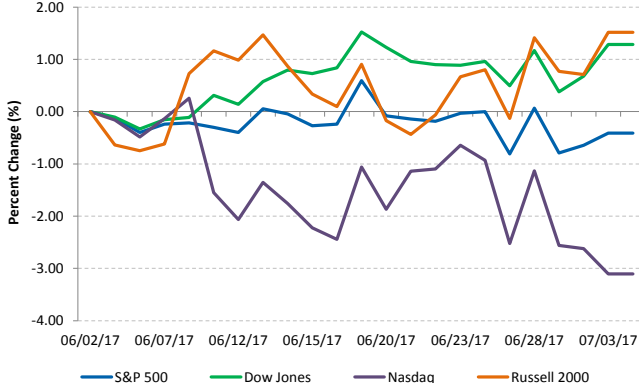
Commodities (NYMEX Front Month Contract)

Commodity	Price	1-Day (%)	1-Week (%)	1-Month (%)	1-Year (%)	YTD (%)
Gold	1,219.2	-1.86	-2.18	-4.76	-8.95	5.86
Silver	16.1	-3.20	-3.23	-8.49	-18.13	0.30
Copper	2.69	-0.67	2.11	4.14	20.93	7.00
Crude Oil	47.1	2.24	8.51	-1.24	-3.92	-12.38
Natural Gas	3.0	-2.77	-2.51	-1.60	-1.21	-19.90
Cotton	0.67	-1.66	0.33	-12.05	3.79	-4.53
Corn	3.89	2.02	5.29	1.41	3.00	7.39
Sugar	0.14	0.80	8.33	1.31	-33.01	-28.65
Wheat	5.55	5.04	19.28	24.97	24.75	31.56

Major Currencies

Currency	USD	EUR	GBP	JPY	CAD	AUD
USD	1.000	0.883	0.774	113.615	1.295	1.317
EUR	1.132	1.000	0.877	128.668	1.467	1.491
GBP	1.292	1.140	1.000	146.739	1.673	1.701
JPY	0.009	0.008	0.007	1.000	0.011	0.012
CAD	0.772	0.682	0.598	87.705	1.000	1.017
AUD	0.759	0.671	0.588	0.984	0.984	1.000

Major US Indices 1-Month Trailing



Econ Calendar

Monday, July 03, 2017			
Indicator	Period	Expectation	Result
ISM Index	Jun	55.0	57.8
Construction Spending	May	0.3%	0.0%
Auto Sales	Jun	NA	4.27M
Truck Sales	Jun	NA	8.77M

Tuesday, July 04, 2017			
Indicator	Period	Expectation	Result
No Releases Scheduled			

Wednesday, July 05, 2017			
Indicator	Period	Expectation	Result
MBA Mortgage Apps. Index	6/30	NA	
Factory Orders	May	-0.5%	
FOMC Minutes	June 13-14	NA	

Thursday, July 06, 2017			
Indicator	Period	Expectation	Result
Challenger Job Cuts	Jun	NA	
ADP Employment Change	Jun	185k	
Initial Claims	7/1	244k	
Continuing Claims	6/24	NA	
Trade Balance	May	-\$46.1B	
ISM Services	Jun	56.6	
Natural Gas Inventories	7/1	NA	
Crude Inventories	7/1	NA	

Friday, July 07, 2017			
Indicator	Period	Expectation	Result
Nonfarm Payrolls	Jun	173K	
Nonfarm Private Payrolls	Jun	175K	
Unemployment Rate	Jun	4.3%	
Avg. Hourly Earnings	Jun	0.3%	
Average Workweek	Jun	34.4	

Source: Briefing.com

### About Ipreo Analytics

Ipreo Capital Markets Services is an outsourced consultative service that serves as an extension of your team, focused on providing research, intelligence and data on the capital markets. If you have any questions, please contact Ipreo Capital Markets at [CapitalMarkets@ipreo.com](mailto:CapitalMarkets@ipreo.com) or 855-288-5995.

All deal data provided by Ipreo's Equity Deals Database, a comprehensive U.S. equities deals database providing quick and accurate deal information.

