

U.S. Equity Capital Markets

Daily Market Update



Thursday, August 31, 2017

Data as of 8:00 AM

Ipreo Daily Market Update

Priced Deals



Week of August 28, 2017

Initial Public Offerings This Week (0)

Issue Date	Issuer	Ticker	Sector	Domicile	Exchange	Bookrunners	Fin. Spons.	Filed Terms		Pricing Statistics				Performance Statistics		
								Last File Range (\$)	Last Offer Amt. (\$M)	Amt. + Over. (\$M)	Offer Price (\$)	Shrs. Offered	% Primary	Shoe Exer.	Last File/ Offer (%)	Offer/ Curr. (%)
<i>No IPOs have priced so far this week</i>																

Follow-On Offerings This Week (0)

Issue Date	Issuer	Ticker	Sector	Domicile	Exchange	Bookrunners	Accel. Deal	Shelf Take.	Filed Terms		Pricing Statistics				Performance Statistics		
									Last File Range (\$)	Last Offer Amt. (\$M)	Amt. + Over. (\$M)	Offer Price (\$)	Shrs. Offered	% Primary	Shoe Exer.	Last Sale/ Offer (%)	Offer/ Curr. (%)
<i>No Follow-Ons have priced so far this week</i>																	

Block Offerings This Week (0)

Issue Date	Issuer	Ticker	Sector	Domicile	Exchange	Bookrunners	Shelf Take.	Last Price (\$)	Pricing Statistics				Performance Stats	
									Amt. + Over. (\$M)	Offer Price (\$)	Shrs. Offered	% Primary	Shoe Exer.	Re-Off. (%)
<i>No Blocks have priced this week</i>														

Equity-Related Offerings This Week (0)

Issue Date	Issuer	Ticker	Sector	Domicile	Exchange	Bookrunners	Talk		Pricing Statistics				
							Coupon (%)	Premium (%)	Amt. + Over. (\$M)	Offer Price (\$)	Coupon (%)	Premium (%)	Shoe Exer.
<i>No Converts have priced this week</i>													

Ipreo Daily Market Update

The Pipeline

Week of August 28, 2017

Expected Deals This Week and Next (0)

Expected Date	Issuer	Ticker	Type	Sector	Domicile	Exchange	Bookrunners	Filed Terms		Timeline	
								Curr. Amt. Filed (\$M)	Curr. Shrs. Filed (M)	Curr. File Price/Range	Last Amend. Initial File Date

No Expected deals this week

Amended Filings This Week (1)

Amended Date	Issuer	Ticker	Type	Sector	Domicile	Exchange	Bookrunners	Filed Terms		Timeline		
								Curr. Amt. Filed (\$M)	Curr. Shrs. Filed (M)	Curr. File Price/Range	Initial File Date	Expected Date
8/29/17	BEST Inc.	BSTI	IPO	Consumer Services	China	NYSE	CITI, CS, GS, JPM, DB	1,000.0 ↑	-	-	6/26/17	To be ann.
Total:								1,000.0				

Initial Filings This Week (4)

Filing Date	Issuer	Ticker	Type	Sector	Domicile	Exchange	Bookrunners	Filed Terms		Timeline		
								Curr. Amt. Filed (\$M)	Curr. Shrs. Filed (M)	Curr. File Price/Range	Expected Date	
8/28/17	Ambow Education Holding Ltd.	AMBO	FO	Consumer Services	China	NYSE	To be ann.	5.0	-	-	To be ann.	
8/29/17	Sol-Gel Technologies, Ltd.	SLGL	IPO	Healthcare	Israel	NASDAQ	JEFFER, BMO, JMPSEC, RAYMND	86.3	-	-	To be ann.	
8/29/17	Protea Biosciences Group, Inc.	PRGB	FO	Healthcare	United States	NASDAQ	LAIDLAK	17.3	-	-	To be ann.	
8/30/17	RYB Education, Inc.	RYB	IPO	Consumer Services	China	NYSE	CS, MS	100.0	-	-	To be ann.	
Total:								208.5				

Shelf Filings This Week (3)

Filing Date	Issuer	Ticker	Type	Sector	Domicile	Exchange	Type	Filed Terms		Curr. File Price/Range	
								Curr. Amt. Filed (\$M)	Curr. Shrs. Filed (M)		
8/28/17	Upland Software, Inc.	UPLD	FO	Technology	United States	NASDAQ	Common Stock	169.3	7.2	23.49	
8/29/17	Jaguar Health, Inc.	JAGX	FO	Healthcare	United States	NASDAQ	Universal	60.0	-	-	
8/30/17	NanoString Technologies, Inc.	NSTG	FO	Healthcare	United States	NASDAQ	Universal	100.0	-	-	
Total:								329.3			

* Shelf filings over \$50M

Withdrawn or Postponed Deals This Week (0)

W/P Date	Issuer	Ticker	Type	Sector	Domicile	Exchange	Bookrunners	Filed Terms		Reason
								Curr. Amt. Filed (\$M)	Curr. Shrs. Filed (M)	

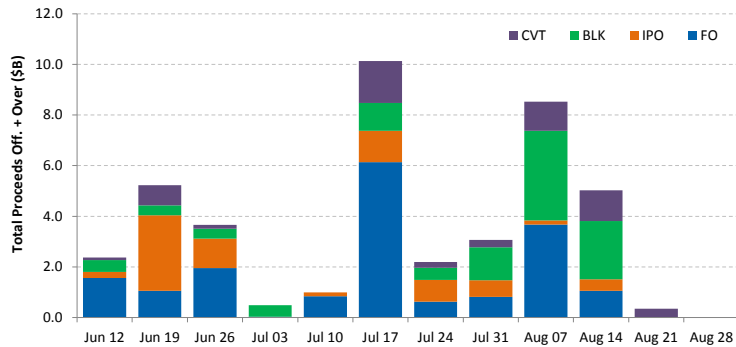
No Withdrawn or Postponed deals this week

Ipreo Daily Market Update

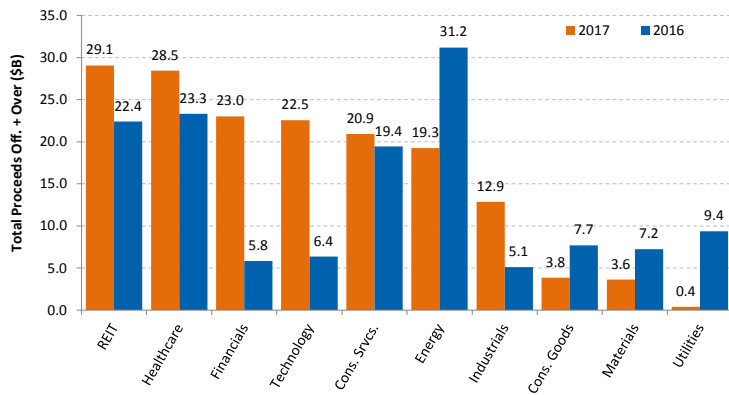
Market Summary

Week of August 28, 2017

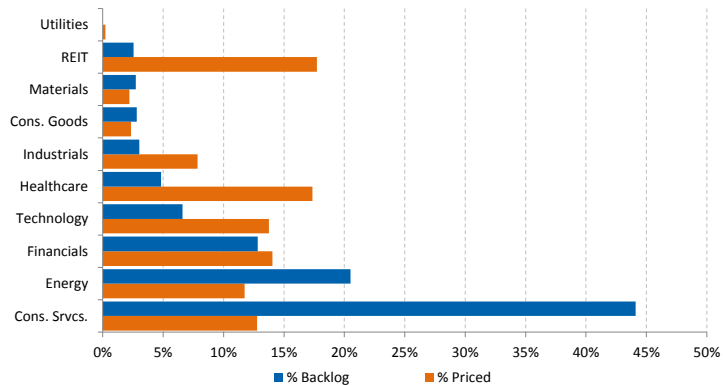
Trailing 12-Week US Proceeds by Deal Type



YoY Total US Issuance by Industry



YTD US Priced vs. Backlog



Market Summary

Major Indices	Last Close	1-Day (%)	1-Week (%)	1-Month (%)	1-Year (%)	YTD (%)
S&P 500	2,457.6	0.46	0.55	-0.59	12.93	9.77
Dow Jones	21,892.4	0.12	0.37	0.28	18.63	10.78
NASDAQ	6,368.3	1.05	1.43	-0.10	21.93	18.30
Russell 2000	1,391.3	0.55	1.58	-2.65	11.66	2.52
FTSE 100	7,365.3	0.38	-0.24	-0.04	7.98	3.11
DAX	12,002.5	0.47	-1.41	-1.32	12.62	4.54
Nikkei 225	19,506.5	0.74	0.37	-2.27	16.63	2.05
Hang Seng	28,094.6	1.19	2.53	4.13	22.06	27.70
Brazil Bovespa	70,886.3	-0.62	0.58	8.23	21.02	17.70
Mexico IPC	51,193.5	-0.23	-0.17	-0.04	7.44	12.16

S&P 500 Sector Indices

S&P 500 Sector Indices	Last Close	1-Day (%)	1-Week (%)	1-Month (%)	1-Year (%)	YTD (%)
Materials	341.8	0.73	0.52	-0.84	11.27	9.51
Financials	408.5	0.42	-0.37	-1.24	23.79	5.68
Consumer Disc.	708.6	0.70	0.60	-2.54	10.68	9.38
Consumer Staples	561.5	-0.03	-1.06	-1.40	1.07	5.59
Energy	459.2	0.03	-0.06	-5.99	-10.39	-17.19
Healthcare	922.6	0.57	1.51	-0.18	9.65	15.78
Industrials	579.9	0.32	1.03	-0.67	13.98	7.78
Information Tech.	1,004.9	0.84	1.30	1.95	28.17	24.38
Telecom	157.7	-0.64	-0.47	-2.19	-8.52	-10.73
Utilities	277.2	-0.44	-0.13	3.04	11.90	12.31

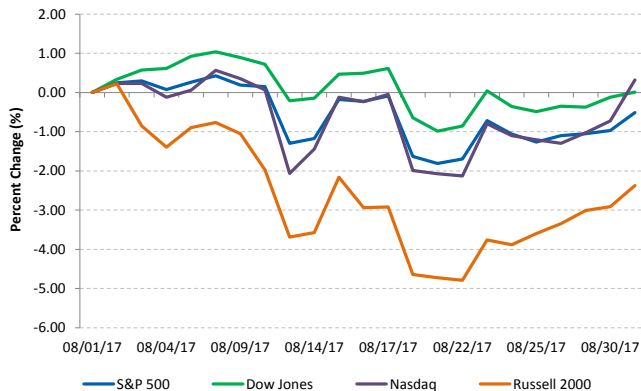
Commodities (NYMEX Front Month Contract)

Commodities	Last Close	1-Day (%)	1-Week (%)	1-Month (%)	1-Year (%)	YTD (%)
Gold	1,314.1	-0.36	1.50	3.60	-0.18	14.10
Silver	17.4	-0.13	2.10	4.44	-6.80	8.85
Copper	3.09	0.19	3.57	7.54	48.66	23.21
Crude Oil	46.0	-1.03	-5.06	-7.54	-0.84	-14.45
Natural Gas	2.9	-1.48	0.38	-0.07	3.96	-20.22
Cotton	0.71	1.24	2.85	2.98	6.88	0.28
Corn	3.46	-0.93	-2.88	-7.68	9.42	-1.85
Sugar	0.14	0.65	1.76	-3.20	-32.21	-28.70
Wheat	4.30	0.00	-0.06	-10.65	9.56	5.33

Major Currencies

Major Currencies	USD	EUR	GBP	JPY	CAD	AUD
USD	1.000	0.842	0.776	110.645	1.263	1.268
EUR	1.188	1.000	0.922	131.411	1.500	1.506
GBP	1.288	1.085	1.000	142.555	1.627	1.633
JPY	0.009	0.008	0.007	1.000	0.011	0.011
CAD	0.792	0.667	0.615	87.605	1.000	1.004
AUD	0.789	0.664	0.612	0.996	0.996	1.000

Major US Indices 1-Month Trailing



Econ Calendar

Monday, August 28, 2017			
Indicator	Period	Expectation	Result
International Trade in Goods	Jul	-\$64.3B	-\$65.1B
Adv. Wholesale Inventories	Jul	0.2%	0.4%

Tuesday, August 29, 2017			
Indicator	Period	Expectation	Result
Case-Shiller 20-city Index	Jun	5.7%	5.7%
Consumer Confidence	Aug	120.3	122.9

Wednesday, August 30, 2017			
Indicator	Period	Expectation	Result
MBA Mortgage Index	8/26	NA	-2.3%
ADP Employment Change	Aug	180K	237K
GDP - 2nd Estimate	Q2	2.8%	3.0%
GDP Deflator - 2nd Estimate	Q2	1.0%	1.0%
Crude Inventories	8/26	NA	-5.4M

Thursday, August 31, 2017			
Indicator	Period	Expectation	Result
Challenger Job Cuts	Aug	NA	
Personal Income	Jul	0.3%	
Personal Spending	Jul	0.4%	
PCE Prices	Jul	0.1%	
PCE Prices - Core	Jul	0.1%	
Initial Claims	8/26	236K	
Continuing Claims	8/19	NA	
Chicago PMI	Aug	58.9	

Friday, September 01, 2017			
Indicator	Period	Expectation	Result
Nonfarm Payrolls	Aug	183K	
Nonfarm Private Payrolls	Aug	173K	
Unemployment Rate	Aug	4.3%	
Average Hourly Earnings	Aug	0.2%	
Average Workweek	Aug	34.5	
ISM Index	Aug	56.8	
Construction Spending	Jul	0.5%	
Michigan Sentiment - Final	Aug	97.1	

Source: Briefing.com

About Ipreo Analytics

Ipreo Capital Markets Services is an outsourced consultative service that serves as an extension of your team, focused on providing research, intelligence and data on the capital markets. If you have any questions, please contact Ipreo Capital Markets at CapitalMarkets@ipreo.com or 855-288-5995.

All deal data provided by Ipreo's Equity Deals Database, a comprehensive U.S. equities deals database providing quick and accurate deal information.