

# U.S. Equity Capital Markets

## Daily Market Update



Friday, September 1, 2017

Data as of 8:00 AM

# Ipreo Daily Market Update

## Priced Deals

Week of August 28, 2017

### Initial Public Offerings This Week (0)

Issue Date	Issuer	Ticker	Sector	Domicile	Exchange	Bookrunners	Fin. Spons.	Filed Terms		Pricing Statistics				Performance Statistics		
								Last File Range (\$)	Last Offer Amt. (\$M)	Amt. + Over. (\$M)	Offer Price (\$)	Shrs. Offered	% Primary	Shoe Exer.	Last File/ Offer (%)	Offer/ Curr. (%)

No IPOs have priced so far this week

### Follow-On Offerings This Week (1)

Issue Date	Issuer	Ticker	Sector	Domicile	Exchange	Bookrunners	Accel. Deal	Shelf Take.	Filed Terms		Pricing Statistics				Performance Statistics			
									Last File Range (\$)	Last Offer Amt. (\$M)	Amt. + Over. (\$M)	Offer Price (\$)	Shrs. Offered	% Primary	Shoe Exer.	Last Sale/ Offer (%)	Offer/ Curr. (%)	Last File/ Offer (%)
8/31/17	VistaGen Therapeutics, Inc.	VTGN	Healthcare	United States	NASDAQ	OPPEN		•	-	-	2.4	1.75	1.4	100.0		0.00	-	-
<b>Total:</b>											<b>2.4</b>					<b>Average:</b>	<b>0.00</b>	<b>-</b>

### Block Offerings This Week (0)

Issue Date	Issuer	Ticker	Sector	Domicile	Exchange	Bookrunners	Shelf Take.	Last Price (\$)	Pricing Statistics				Performance Stats	
									Amt. + Over. (\$M)	Offer Price (\$)	Shrs. Offered	% Primary	Shoe Exer.	Re-Off. Disc. (%)

No Blocks have priced this week

### Equity-Related Offerings This Week (0)

Issue Date	Issuer	Ticker	Sector	Domicile	Exchange	Bookrunners	Talk		Pricing Statistics				Maturity
							Coupon (%)	Premium (%)	Amt. + Over. (\$M)	Offer Price (\$)	Coupon (%)	Premium (%)	

No Converts have priced this week

# Ipreo Daily Market Update

## The Pipeline

Week of August 28, 2017

### Expected Deals This Week and Next (0)

Expected Date	Issuer	Ticker	Type	Sector	Domicile	Exchange	Bookrunners	Filed Terms			Timeline	
								Curr. Amt. Filed (\$M)	Curr. Shrs. Filed (M)	Curr. File Price/Range	Initial File Date	Last Amend. File Date

No Expected deals this week

### Amended Filings This Week (1)

Amended Date	Issuer	Ticker	Type	Sector	Domicile	Exchange	Bookrunners	Filed Terms			Timeline	
								Curr. Amt. Filed (\$M)	Curr. Shrs. Filed (M)	Curr. File Price/Range	Initial File Date	Expected Date
8/29/17	BEST Inc.	BSTI	IPO	Consumer Services	China	NYSE	CITI, CS, GS, JPM, DB	1,000.0 ↑	-	-	6/26/17	To be ann.
<b>Total:</b>								<b>1,000.0</b>				

### Initial Filings This Week (5)

Filing Date	Issuer	Ticker	Type	Sector	Domicile	Exchange	Bookrunners	Filed Terms			Timeline
								Curr. Amt. Filed (\$M)	Curr. Shrs. Filed (M)	Curr. File Price/Range	Expected Date
8/28/17	Ambow Education Holding Ltd.	AMBO	FO	Consumer Services	China	NYSE	To be ann.	5.0	-	-	To be ann.
8/29/17	Sol-Gel Technologies, Ltd.	SLGL	IPO	Healthcare	Israel	NASDAQ	JEFFER, BMO, JMPSEC, RAYMND	86.3	-	-	To be ann.
8/29/17	Protea Biosciences Group, Inc.	PRGB	FO	Healthcare	United States	NASDAQ	LAIDLAK	17.3	-	-	To be ann.
8/30/17	RYB Education, Inc.	RYB	IPO	Consumer Services	China	NYSE	CS, MS	100.0	-	-	To be ann.
8/31/17	Nightstar Therapeutics Limited	NITE	IPO	Healthcare	United Kingdom	NASDAQ	JEFFER, LEERINK, BMO	86.3	-	-	To be ann.
<b>Total:</b>								<b>294.8</b>			

### Shelf Filings This Week (5)

Filing Date	Issuer	Ticker	Type	Sector	Domicile	Exchange	Type	Filed Terms		
								Curr. Amt. Filed (\$M)	Curr. Shrs. Filed (M)	Curr. File Price/Range
8/28/17	Upland Software, Inc.	UPLD	FO	Technology	United States	NASDAQ	Common Stock	169.3	7.2	23.49
8/29/17	Jaguar Health, Inc.	JAGX	FO	Healthcare	United States	NASDAQ	Universal	60.0	-	-
8/30/17	NanoString Technologies, Inc.	NSTG	FO	Healthcare	United States	NASDAQ	Universal	100.0	-	-
8/31/17	Celyad SA	CYAD	FO	Healthcare	Belgium	NASDAQ	Universal	250.0	-	-
8/31/17	Canadian Imperial Bank of Commerce	CM	FO	Financials	Canada	NYSE	Common Stock	66.5	0.8	83.96
<b>Total:</b>								<b>645.8</b>		

\* Shelf filings over \$50M

### Withdrawn or Postponed Deals This Week (0)

W/P Date	Issuer	Ticker	Type	Sector	Domicile	Exchange	Bookrunners	Filed Terms		
								Curr. Amt. Filed (\$M)	Curr. Shrs. Filed (M)	Reason

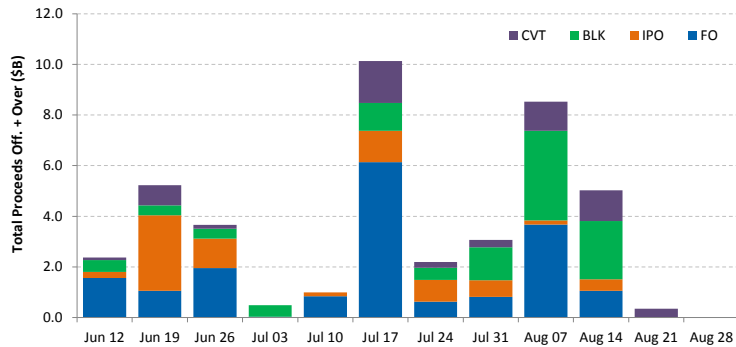
No Withdrawn or Postponed deals this week

# Ipreo Daily Market Update

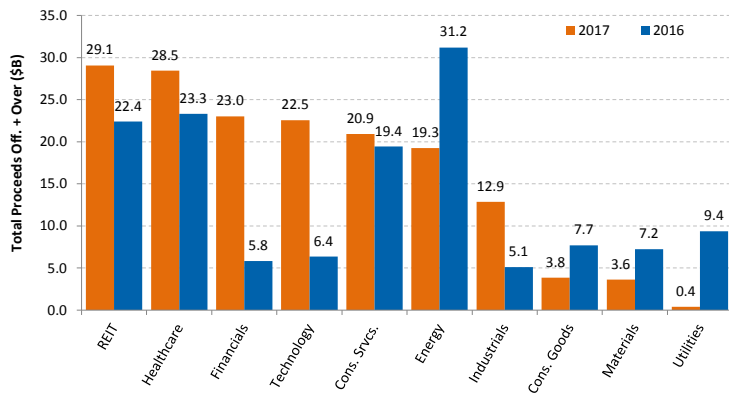
## Market Summary

Week of August 28, 2017

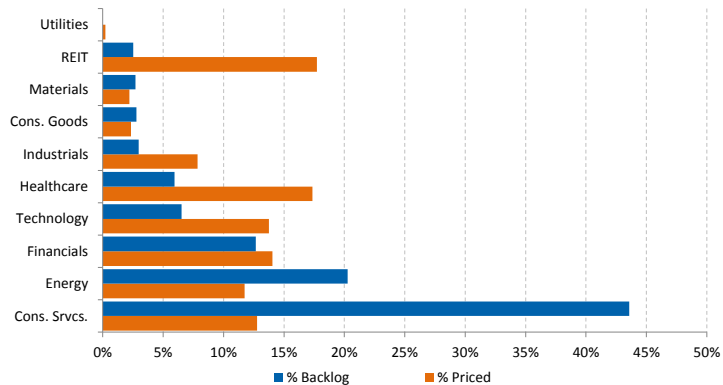
Trailing 12-Week US Proceeds by Deal Type



YoY Total US Issuance by Industry



YTD US Priced vs. Backlog



Market Summary

Major Indices	Last Close	1-Day (%)	1-Week (%)	1-Month (%)	1-Year (%)	YTD (%)
S&P 500	2,471.7	0.57	1.34	0.05	13.85	10.40
Dow Jones	21,948.1	0.25	0.76	0.26	19.28	11.06
NASDAQ	6,428.7	0.95	2.51	1.27	23.31	19.42
Russell 2000	1,405.3	1.00	2.29	-1.39	13.34	3.55
FTSE 100	7,430.6	0.89	0.32	0.80	9.57	4.03
DAX	12,055.8	0.44	-1.03	-0.52	13.81	5.01
Nikkei 225	19,646.2	0.72	1.51	-1.40	16.34	2.78
Hang Seng	27,970.3	-0.44	1.64	2.37	21.73	27.13
Brazil Bovespa	70,835.1	-0.07	-0.42	7.46	22.34	17.61
Mexico IPC	51,210.5	0.03	-0.50	0.39	7.72	12.20

S&P 500 Sector Indices

S&P 500 Sector Indices	Last Close	1-Day (%)	1-Week (%)	1-Month (%)	1-Year (%)	YTD (%)
Materials	344.7	0.83	1.49	0.77	13.24	10.41
Financials	408.5	-0.01	-0.29	-1.85	23.67	5.67
Consumer Disc.	712.1	0.50	1.36	-2.00	11.51	9.93
Consumer Staples	561.8	0.05	0.34	-1.27	1.00	5.65
Energy	461.6	0.52	0.48	-5.71	-8.67	-16.75
Healthcare	938.3	1.69	2.94	1.64	11.80	17.74
Industrials	582.0	0.36	1.80	-0.17	14.96	8.17
Information Tech.	1,012.1	0.72	2.15	3.24	29.28	25.27
Telecom	156.8	-0.51	-0.62	-3.09	-8.92	-11.19
Utilities	277.3	0.02	-0.03	2.68	11.59	12.34

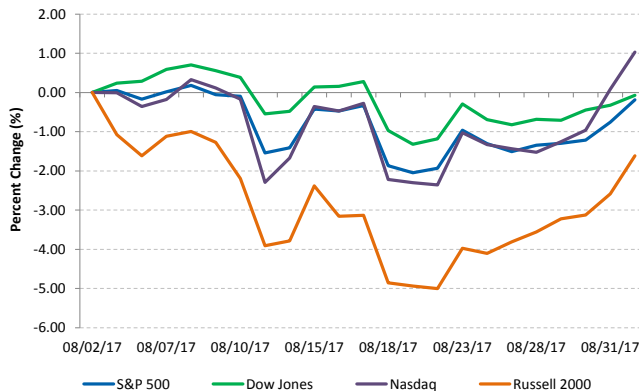
Commodities (NYMEX Front Month Contract)

Commodities	Last Close	1-Day (%)	1-Week (%)	1-Month (%)	1-Year (%)	YTD (%)
Gold	1,322.2	0.62	2.34	4.39	0.82	14.80
Silver	17.6	0.98	3.61	4.93	-6.05	9.92
Copper	3.10	0.37	2.13	7.29	49.15	23.67
Crude Oil	47.2	2.76	-0.42	-5.86	5.66	-12.08
Natural Gas	3.0	3.44	3.09	8.80	5.30	-17.48
Cotton	0.71	0.11	1.58	3.01	8.16	0.40
Corn	3.58	3.55	0.42	-3.51	13.39	1.63
Sugar	0.14	3.52	2.71	-3.42	-28.22	-26.19
Wheat	4.35	1.11	0.00	-8.43	11.91	6.50

Major Currencies

Major Currencies	USD	EUR	GBP	JPY	CAD	AUD
USD	1.000	0.839	0.773	110.065	1.249	1.261
EUR	1.192	1.000	0.921	131.143	1.488	1.503
GBP	1.293	1.085	1.000	142.336	1.615	1.631
JPY	0.009	0.008	0.007	1.000	0.011	0.011
CAD	0.801	0.672	0.619	88.156	1.000	1.010
AUD	0.793	0.665	0.613	0.990	0.990	1.000

Major US Indices 1-Month Trailing



Econ Calendar

Monday, August 28, 2017			
Indicator	Period	Expectation	Result
International Trade in Goods	Jul	-\$64.3B	-\$65.1B
Adv. Wholesale Inventories	Jul	0.2%	0.4%

Tuesday, August 29, 2017			
Indicator	Period	Expectation	Result
Case-Shiller 20-city Index	Jun	5.7%	5.7%
Consumer Confidence	Aug	120.3	122.9

Wednesday, August 30, 2017			
Indicator	Period	Expectation	Result
MBA Mortgage Index	8/26	NA	-2.3%
ADP Employment Change	Aug	180K	237K
GDP - 2nd Estimate	Q2	2.8%	3.0%
GDP Deflator - 2nd Estimate	Q2	1.0%	1.0%
Crude Inventories	8/26	NA	-5.4M

Thursday, August 31, 2017			
Indicator	Period	Expectation	Result
Challenger Job Cuts	Aug	NA	5.0%
Personal Income	Jul	0.3%	0.4%
Personal Spending	Jul	0.4%	0.3%
PCE Prices	Jul	0.1%	0.1%
PCE Prices - Core	Jul	0.1%	0.1%
Initial Claims	8/26	236K	236K
Continuing Claims	8/19	NA	1942K
Chicago PMI	Aug	58.9	58.9

Friday, September 01, 2017			
Indicator	Period	Expectation	Result
Nonfarm Payrolls	Aug	183K	183K
Nonfarm Private Payrolls	Aug	173K	173K
Unemployment Rate	Aug	4.3%	4.3%
Average Hourly Earnings	Aug	0.2%	0.2%
Average Workweek	Aug	34.5	34.5
ISM Index	Aug	56.8	56.8
Construction Spending	Jul	0.5%	0.5%
Michigan Sentiment - Final	Aug	97.1	97.1

Source: *Briefing.com*

### About Ipreo Analytics

Ipreo Capital Markets Services is an outsourced consultative service that serves as an extension of your team, focused on providing research, intelligence and data on the capital markets. If you have any questions, please contact Ipreo Capital Markets at [CapitalMarkets@ipreo.com](mailto:CapitalMarkets@ipreo.com) or 855-288-5995.

All deal data provided by Ipreo's Equity Deals Database, a comprehensive U.S. equities deals database providing quick and accurate deal information.