

# U.S. Equity Capital Markets

## Daily Market Update



Monday, September 18, 2017

Data as of 8:00 AM

# Ipreo Daily Market Update

## Priced Deals

Week of September 18, 2017

### Initial Public Offerings This Week (0)

Issue Date	Issuer	Ticker	Sector	Domicile	Exchange	Bookrunners	Fin. Spons.	Filed Terms		Amt. + Over. (\$M)	Pricing Statistics			Performance Statistics		
								Last File Range (\$)	Last Offer Amt. (\$M)		Offer Price (\$)	Shrs. Offered	% Primary	Shoe Exer.	Last File/ Offer (%)	Offer/ Curr. (%)

No IPOs have priced so far this week

### Follow-On Offerings This Week (0)

Issue Date	Issuer	Ticker	Sector	Domicile	Exchange	Bookrunners	Accel. Deal	Shelf Take.	Filed Terms		Amt. + Over. (\$M)	Pricing Statistics			Performance Statistics		
									Last File Range (\$)	Last Offer Amt. (\$M)		Offer Price (\$)	Shrs. Offered	% Primary	Shoe Exer.	Last Sale/ Offer (%)	Offer/ Curr. (%)

No Follow-Ons have priced so far this week

### Block Offerings This Week (0)

Issue Date	Issuer	Ticker	Sector	Domicile	Exchange	Bookrunners	Shelf Take.	Last Price (\$)	Amt. + Over. (\$M)	Pricing Statistics			Performance Stats	
										Offer Price (\$)	Shrs. Offered	% Primary	Shoe Exer.	Re-Off. (%)

No Blocks have priced this week

### Equity-Related Offerings This Week (0)

Issue Date	Issuer	Ticker	Sector	Domicile	Exchange	Bookrunners	Talk		Amt. + Over. (\$M)	Offer Price (\$)	Pricing Statistics			Maturity
							Coupon (%)	Premium (%)			Coupon (%)	Premium (%)	Shoe Exer.	

No Converts have priced this week

# Ipreo Daily Market Update

## The Pipeline

Week of September 18, 2017

### Expected Deals This Week and Next (9)

Expected Date	Issuer	Ticker	Type	Sector	Domicile	Exchange	Bookrunners	Filed Terms			Timeline	
								Curr. Amt. Filed (\$M)	Curr. Shrs. Filed (M)	Curr. File Price/Range	Initial File Date	Last Amend. File Date
09/19/17	BEST Inc.	BSTI	IPO	Consumer Services	China	NYSE	CITI, CS, GS, JPM, DB	869.4	62.1	13 - 15	6/26/17	9/6/17
09/19/17	Despegar.com, Corp.	DESP	IPO	Consumer Services	Argentina	NYSE	MS, CITI	312.9	12.8	23 - 26	8/15/17	9/7/17
09/19/17	Zai Lab, LTD	ZLAB	IPO	Healthcare	China	NASDAQ	JPM, CITI, LEERINK	100.0	5.9	16 - 18	8/15/17	9/1/17
09/19/17	Krystal Biotech, Inc.	KRYS	IPO	Healthcare	United States	NASDAQ	LADENBURG	30.0	3.0	9 - 11	8/21/17	9/7/17
09/19/17	Celcuity Inc.	CELC	IPO	Healthcare	United States	NASDAQ	CRAIGHAL	18.0	2.0	8 - 10	8/23/17	9/7/17
09/20/17	Oasis Midstream Partners LP	OMP	IPO	Energy	United States	NYSE	MS, CITI, WFC, CS, DB, GS, JPM, RBC	150.0	7.5	19 - 21	5/12/17	9/11/17
09/21/17	Secoo Holding Limited	SECO	IPO	Consumer Services	China	NASDAQ	JEFFER	106.3	8.5	11.50 - 13.50	8/25/17	9/11/17
09/26/17	RYB Education, Inc.	RYB	IPO	Consumer Services	China	NYSE	CS, MS	132.6	7.8	16 - 18	8/30/17	9/13/17
09/28/17	Nightstar Therapeutics Limited	NITE	IPO	Healthcare	United Kingdom	NASDAQ	JEFFER, LEERINK, BMO	75.0	5.4	13 - 15	8/31/17	9/15/17
<b>Total:</b>								<b>1,794.2</b>				

### Amended Filings This Week (3)

Amended Date	Issuer	Ticker	Type	Sector	Domicile	Exchange	Bookrunners	Filed Terms			Timeline	
								Curr. Amt. Filed (\$M)	Curr. Shrs. Filed (M)	Curr. File Price/Range	Initial File Date	Expected Date
9/18/17	Roku, Inc.	ROKU	IPO	Consumer Services	United States	NASDAQ	MS, CITI, ALLEN, RBC	203.7	15.7	12 - 14	9/1/17	To be ann.
9/18/17	Deciphera Pharmaceuticals, Inc.	DCPH	IPO	Healthcare	United States	NASDAQ	JPM, PIPER	100.0	6.3	15 - 17	9/1/17	To be ann.
9/18/17	Restoration Robotics Inc.	HAIR	IPO	Healthcare	United States	NASDAQ	NATSEC	25.0	3.1	7 - 9	9/1/17	To be ann.
<b>Total:</b>								<b>328.7</b>				

### Initial Filings This Week (2)

Filing Date	Issuer	Ticker	Type	Sector	Domicile	Exchange	Bookrunners	Filed Terms			Timeline	
								Curr. Amt. Filed (\$M)	Curr. Shrs. Filed (M)	Curr. File Price/Range	Expected Date	
9/18/17	Daseke, Inc.	DSKE	FO	Blank Check	United States	NASDAQ	STFL, COWEN	57.0	4.4	12.96		To be ann.
9/18/17	Ameri Holdings, Inc.	AMRH	FO	Technology	United States	NASDAQ	LADENBURG	10.0	-	-		To be ann.
<b>Total:</b>								<b>67.0</b>				

### Shelf Filings This Week (0)

Filing Date	Issuer	Ticker	Type	Sector	Domicile	Exchange	Type	Curr. Amt. Filed (\$M)	Curr. Shrs. Filed (M)	Curr. File Price/Range
No Shelf Filings this week										

### Withdrawn or Postponed Deals This Week (0)

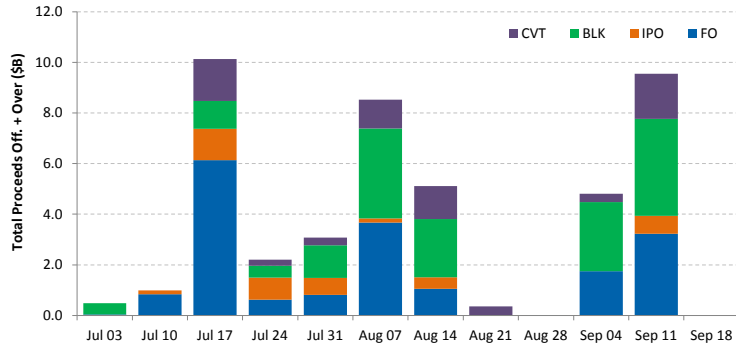
W/P Date	Issuer	Ticker	Type	Sector	Domicile	Exchange	Bookrunners	Curr. Amt. Filed (\$M)	Curr. Shrs. Filed (M)	Reason
No Withdrawn or Postponed deals this week										

# Ipreo Daily Market Update

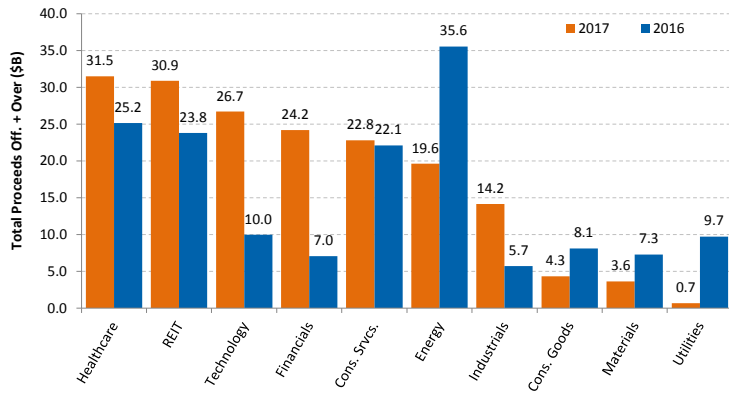
## Market Summary

Week of September 18, 2017

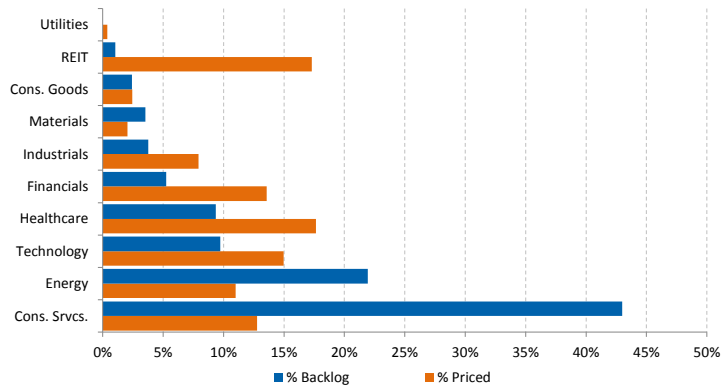
Trailing 12-Week US Proceeds by Deal Type



YoY Total US Issuance by Industry



YTD US Priced vs. Backlog



Market Summary

Major Indices	Last Close	1-Day (%)	1-Week (%)	1-Month (%)	1-Year (%)	YTD (%)
S&P 500	2,500.2	0.18	1.58	1.45	16.44	11.68
Dow Jones	22,268.3	0.29	2.16	1.22	22.27	12.68
NASDAQ	6,448.5	0.30	1.39	1.82	22.84	19.79
Russell 2000	1,431.7	0.47	2.31	3.50	16.68	5.50
FTSE 100	7,215.5	-1.10	-2.20	-2.28	7.21	1.02
DAX	12,518.8	-0.17	1.75	2.81	20.01	9.04
Nikkei 225	19,909.5	0.52	3.29	0.79	21.36	4.16
Hang Seng	27,807.6	0.11	0.50	2.33	19.16	26.39
Brazil Bovespa	75,756.5	1.47	3.66	10.83	30.82	25.78
Mexico IPC	49,921.8	-0.37	-0.32	-2.76	8.71	9.37

S&P 500 Sector Indices

S&P 500 Sector Indices	Last Close	1-Day (%)	1-Week (%)	1-Month (%)	1-Year (%)	YTD (%)
Materials	351.4	-0.03	2.45	3.95	19.11	12.58
Financials	411.8	0.48	3.32	-1.03	27.84	6.54
Consumer Disc.	714.2	-0.23	0.91	0.16	14.26	10.25
Consumer Staples	568.9	0.23	0.75	-0.59	4.58	6.97
Energy	487.8	0.26	3.46	4.57	-2.66	-12.04
Healthcare	956.0	-0.28	0.44	4.63	14.70	19.96
Industrials	591.6	0.35	2.07	1.40	19.60	9.94
Information Tech.	1,014.9	0.30	1.40	1.70	27.72	25.62
Telecom	155.7	1.78	3.89	-2.24	-8.68	-11.85
Utilities	277.9	0.10	-0.40	1.07	12.03	12.59

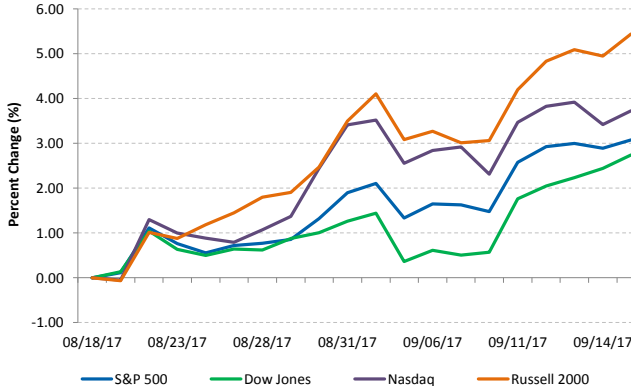
Commodities (NYMEX Front Month Contract)

Commodities	Last Close	1-Day (%)	1-Week (%)	1-Month (%)	1-Year (%)	YTD (%)
Gold	1,325.2	-0.31	-1.92	3.56	0.55	15.06
Silver	17.7	-0.49	-2.33	5.91	-7.04	10.71
Copper	2.95	-0.29	-3.04	2.29	36.56	17.70
Crude Oil	49.9	0.00	5.08	4.92	13.62	-7.13
Natural Gas	3.0	-1.50	4.64	3.03	3.31	-17.92
Cotton	0.69	-0.07	-7.40	2.84	1.99	-2.24
Corn	3.55	0.14	-0.56	-3.73	7.50	0.78
Sugar	0.15	2.15	7.67	15.54	-28.31	-22.25
Wheat	4.49	1.35	2.57	4.54	12.39	10.05

Major Currencies

Major Currencies	USD	EUR	GBP	JPY	CAD	AUD
USD	1.000	0.836	0.736	111.045	1.217	1.249
EUR	1.196	1.000	0.880	132.849	1.456	1.495
GBP	1.359	1.136	1.000	150.960	1.655	1.699
JPY	0.009	0.008	0.007	1.000	0.011	0.011
CAD	0.821	0.687	0.604	91.211	1.000	1.026
AUD	0.800	0.669	0.589	0.974	0.974	1.000

Major US Indices 1-Month Trailing



Econ Calendar

Monday, September 18, 2017			
Indicator	Period	Expectation	Result
NAHB Housing Market Index	Sep	67	
Net Long-Term TIC Flows	Sep	NA	

Tuesday, September 19, 2017			
Indicator	Period	Expectation	Result
Housing Starts	Aug	1,180K	
Building Permits	Aug	1,212K	
Import Prices ex-oil	Aug	NA	
Export Prices ex-ag.	Aug	NA	
Current Account Balance	Q2	-\$115.1B	

Wednesday, September 20, 2017			
Indicator	Period	Expectation	Result
MBA Mortgage App. Index	09/16	NA	
Existing Home Sales	Aug	5.42M	
Crude Inventories	09/16	NA	
FOMC Rate Decision	Sep	1.125%	

Thursday, September 21, 2017			
Indicator	Period	Expectation	Result
Initial Claims	09/16	310,000	
Continuing Claims	09/09	NA	
Philadelphia Fed	Sep	17.1	
FHFA Housing Price Index	Jul	NA	
Natural Gas Inventories	09/16	NA	

Friday, September 22, 2017			
Indicator	Period	Expectation	Result
No Releases Scheduled			

Source: Briefing.com

### About Ipreo Analytics

Ipreo Capital Markets Services is an outsourced consultative service that serves as an extension of your team, focused on providing research, intelligence and data on the capital markets. If you have any questions, please contact Ipreo Capital Markets at [CapitalMarkets@ipreo.com](mailto:CapitalMarkets@ipreo.com) or 855-288-5995.

All deal data provided by Ipreo's Equity Deals Database, a comprehensive U.S. equities deals database providing quick and accurate deal information.

