

U.S. Equity Capital Markets

Daily Market Update



Monday, September 25, 2017

Data as of 8:00 AM

Ipreo Daily Market Update

Priced Deals

Week of September 25, 2017

Initial Public Offerings This Week (0)

Issue Date	Issuer	Ticker	Sector	Domicile	Exchange	Bookrunners	Fin. Spons.	Filed Terms		Pricing Statistics				Performance Statistics		
								Last File Range (\$)	Last Offer Amt. (\$M)	Amt. + Over. (\$M)	Offer Price (\$)	Shrs. Offered	% Primary	Shoe Exer.	Last File/ Offer (%)	Offer/ Curr. (%)

No IPOs have priced so far this week

Follow-On Offerings This Week (0)

Issue Date	Issuer	Ticker	Sector	Domicile	Exchange	Bookrunners	Accel. Deal	Shelf Take.	Filed Terms		Pricing Statistics				Performance Statistics		
									Last File Range (\$)	Last Offer Amt. (\$M)	Amt. + Over. (\$M)	Offer Price (\$)	Shrs. Offered	% Primary	Shoe Exer.	Last Sale/ Offer (%)	Offer/ Curr. (%)

No Follow-Ons have priced so far this week

Block Offerings This Week (0)

Issue Date	Issuer	Ticker	Sector	Domicile	Exchange	Bookrunners	Shelf Take.	Last Price (\$)	Pricing Statistics				Performance Stats	
									Amt. + Over. (\$M)	Offer Price (\$)	Shrs. Offered	% Primary	Shoe Exer.	Re-Off. (%)

No Blocks have priced this week

Equity-Related Offerings This Week (0)

Issue Date	Issuer	Ticker	Sector	Domicile	Exchange	Bookrunners	Talk		Pricing Statistics				
							Coupon (%)	Premium (%)	Amt. + Over. (\$M)	Offer Price (\$)	Coupon (%)	Premium (%)	Shoe Exer.

No Converts have priced this week

Ipreo Daily Market Update

The Pipeline

Week of September 25, 2017

Expected Deals This Week and Next (7)

Expected Date	Issuer	Ticker	Type	Sector	Domicile	Exchange	Bookrunners	Filed Terms			Timeline	
								Curr. Amt. Filed (\$M)	Curr. Shrs. Filed (M)	Curr. File Price/Range	Initial File Date	Last Amend. File Date
w/k of 09/25/17	Gadsden Growth Properties, Inc.	GADS	IPO	REIT	United States	NYSE MKT	NATSEC	35.0	3.5	9 - 11	5/5/17	9/22/17
09/26/17	RYB Education, Inc.	RYB	IPO	Consumer Services	China	NYSE	CS, MS	132.6	7.8	16 - 18	8/30/17	9/13/17
09/27/17	Roku, Inc.	ROKU	IPO	Consumer Services	United States	NASDAQ	MS, CITI, ALLEN, RBC	203.7	15.7	12 - 14	9/1/17	9/18/17
09/27/17	NuCana plc	NCNA	IPO	Healthcare	United Kingdom	NASDAQ	CITI, JEFFER, COWEN	100.0	6.7	14 - 16	9/1/17	9/18/17
09/27/17	Deciphera Pharmaceuticals, Inc.	DCPH	IPO	Healthcare	United States	NASDAQ	JPM, PIPER	100.0	6.3	15 - 17	9/1/17	9/18/17
09/27/17	Nightstar Therapeutics Limited	NITE	IPO	Healthcare	United Kingdom	NASDAQ	JEFFER, LEERINK, BMO	75.0	5.4	13 - 15	8/31/17	9/15/17
09/28/17	PQ Group Holdings Inc.	PQG	IPO	Basic Materials	United States	NYSE	MS, GS, CITI, CS, JPM, JEFFER, DB, KEYBANC	638.0	29.0	21 - 23	6/9/17	9/19/17
Total:								1,284.3				

Amended Filings This Week (2)

Amended Date	Issuer	Ticker	Type	Sector	Domicile	Exchange	Bookrunners	Filed Terms			Timeline	
								Curr. Amt. Filed (\$M)	Curr. Shrs. Filed (M)	Curr. File Price/Range	Initial File Date	Expected Date
9/25/17	Switch, Inc.	SWCH	IPO	Technology	United States	NYSE	GS, JPM, BMO, WFC	468.8	31.3	14 - 16	9/8/17	To be ann.
9/25/17	Rhythm Pharmaceuticals, Inc.	RYTM	IPO	Healthcare	United States	NASDAQ	MS, BAML, COWEN, NEEDHAM	100.0	6.7	14 - 16	9/5/17	To be ann.
Total:								568.7				

Initial Filings This Week (0)

Filing Date	Issuer	Ticker	Type	Sector	Domicile	Exchange	Bookrunners	Filed Terms			Timeline
								Curr. Amt. Filed (\$M)	Curr. Shrs. Filed (M)	Curr. File Price/Range	Expected Date
<i>No Initial Filings this week</i>											

Shelf Filings This Week (0)

Filing Date	Issuer	Ticker	Type	Sector	Domicile	Exchange	Type	Filed Terms		
								Curr. Amt. Filed (\$M)	Curr. Shrs. Filed (M)	Curr. File Price/Range
<i>No Shelf Filings this week</i>										

Withdrawn or Postponed Deals This Week (0)

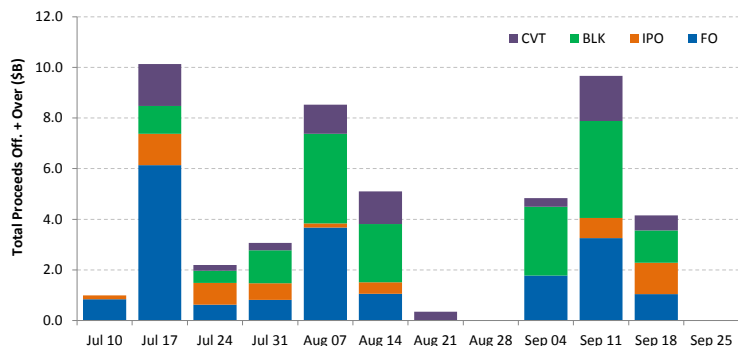
W/P Date	Issuer	Ticker	Type	Sector	Domicile	Exchange	Bookrunners	Filed Terms		
								Curr. Amt. Filed (\$M)	Curr. Shrs. Filed (M)	Reason
<i>No Withdrawn or Postponed deals this week</i>										

Ipreo Daily Market Update

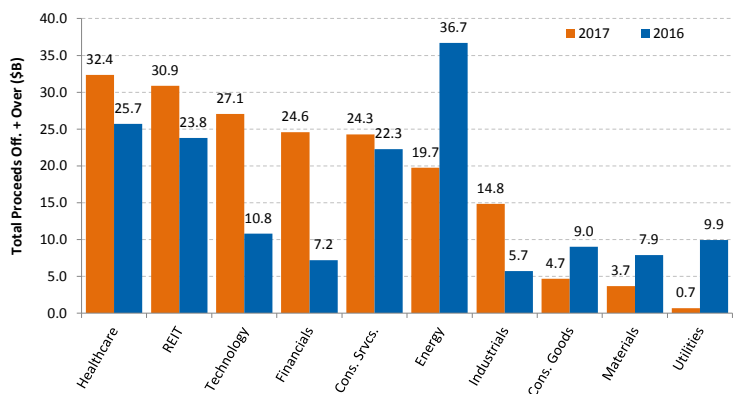
Market Summary

Week of September 25, 2017

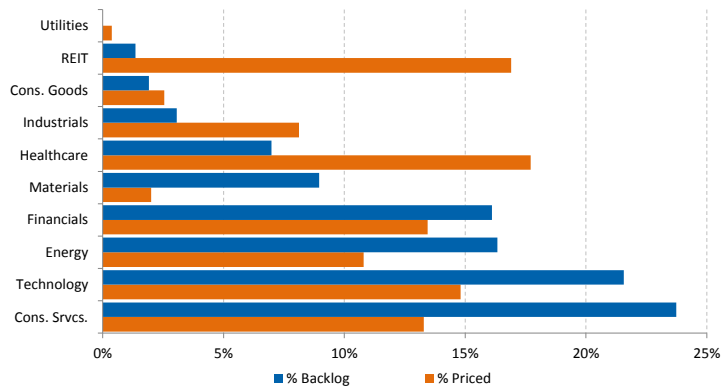
Trailing 12-Week US Proceeds by Deal Type



YoY Total US Issuance by Industry



YTD US Priced vs. Backlog



Market Summary

Major Indices	Last Close	1-Day (%)	1-Week (%)	1-Month (%)	1-Year (%)	YTD (%)
S&P 500	2,502.2	0.06	0.08	2.03	14.93	11.76
Dow Jones	22,349.6	-0.04	0.36	2.05	21.51	13.09
NASDAQ	6,426.9	0.07	-0.33	2.06	20.37	19.39
Russell 2000	1,450.8	0.46	1.33	5.78	14.83	6.90
FTSE 100	7,310.6	0.64	1.32	-0.96	5.78	2.35
DAX	12,592.4	-0.06	0.59	2.97	17.97	9.68
Nikkei 225	20,296.5	-0.25	1.94	4.71	20.76	6.18
Hang Seng	27,880.5	-0.82	0.26	1.75	17.34	26.73
Brazil Bovespa	75,389.8	-0.28	-0.48	7.68	27.79	25.18
Mexico IPC	50,313.5	-0.46	0.78	-1.99	4.87	10.23

S&P 500 Sector Indices

S&P 500 Sector Indices	Last Close	1-Day (%)	1-Week (%)	1-Month (%)	1-Year (%)	YTD (%)
Materials	354.9	-0.29	0.98	4.19	18.75	13.68
Financials	422.7	-0.01	2.65	2.87	30.44	9.36
Consumer Disc.	713.2	0.22	-0.14	0.40	12.40	10.09
Consumer Staples	555.7	-0.23	-2.31	-2.42	0.91	4.50
Energy	497.4	0.53	1.98	8.67	-1.23	-10.30
Healthcare	944.9	0.08	-1.15	3.23	11.31	18.58
Industrials	603.1	0.27	1.95	4.13	19.90	12.09
Information Tech.	1,008.2	0.06	-0.67	1.43	25.54	24.78
Telecom	161.6	1.35	3.80	1.97	-6.25	-8.51
Utilities	270.3	-0.72	-2.75	-2.40	4.31	9.49

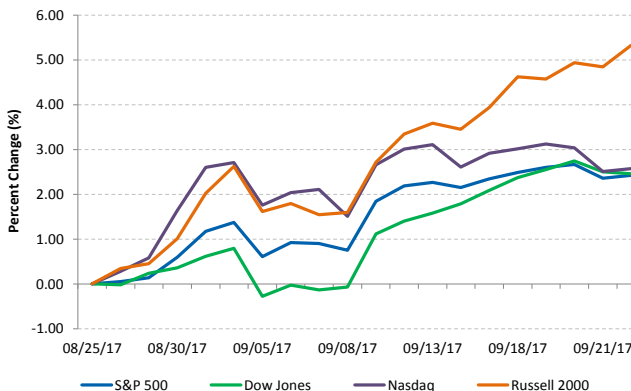
Commodities (NYMEX Front Month Contract)

Commodities	Last Close	1-Day (%)	1-Week (%)	1-Month (%)	1-Year (%)	YTD (%)
Gold	1,297.5	0.21	-2.09	0.50	-3.51	12.66
Silver	17.0	-0.20	-4.05	0.01	-15.50	6.22
Copper	2.94	0.34	-0.15	-1.42	34.18	17.52
Crude Oil	50.7	0.22	1.54	5.92	9.37	-5.70
Natural Gas	3.0	0.44	-2.15	0.68	-1.04	-19.68
Cotton	0.68	0.31	-0.88	0.96	-4.53	-3.10
Corn	3.54	0.93	-0.35	-1.81	4.97	0.43
Sugar	0.15	-0.61	-3.49	8.36	-35.42	-24.96
Wheat	4.50	-0.66	0.11	4.78	10.85	10.17

Major Currencies

Major Currencies	USD	EUR	GBP	JPY	CAD	AUD
USD	1.000	0.835	0.739	112.065	1.233	1.257
EUR	1.197	1.000	0.879	133.213	1.466	1.495
GBP	1.352	1.138	1.000	151.557	1.667	1.700
JPY	0.009	0.008	0.007	1.000	0.011	0.011
CAD	0.811	0.682	0.600	90.894	1.000	1.020
AUD	0.795	0.669	0.588	0.981	0.981	1.000

Major US Indices 1-Month Trailing



Econ Calendar

Monday, September 25, 2017

Indicator	Period	Expectation	Result
No Releases Scheduled			

Tuesday, September 26, 2017

Indicator	Period	Expectation	Result
S&P Case-Shiller Index	Jul	5.8%	
Consumer Confidence	Sep	119.4	
New Home Sales	Aug	577K	

Wednesday, September 27, 2017

Indicator	Period	Expectation	Result
MBA Mortgage Index	9/23	-	
Durable Orders	Aug	0.7%	
Durable Goods - ex transp.	Aug	0.2%	
Pending Home Sales	Aug	-0.4%	
Crude Inventories	9/23	-	

Thursday, September 28, 2017

Indicator	Period	Expectation	Result
Initial Claims	9/23	275K	
Continuing Claims	9/16	-	
GDP - 3rd Estimate	Q2	3.0%	
GDP Deflator - 3rd Estimate	Q2	1.0%	
Adv. Intl. Trade in Goods	Aug	-\$65.1B	
Natural Gas Inventories	9/23	-	

Friday, September 29, 2017

Indicator	Period	Expectation	Result
Personal Income	Aug	0.2%	
Personal Spending	Aug	0.1%	
PCE Prices	Aug	0.3%	
PCE Prices - Core	Aug	0.2%	
Chicago PMI	Sep	58.0	
Mich. Sentiment - Final	Sep	95.4	

Source: Briefing.com

About Ipreo Analytics

Ipreo Capital Markets Services is an outsourced consultative service that serves as an extension of your team, focused on providing research, intelligence and data on the capital markets. If you have any questions, please contact Ipreo Capital Markets at CapitalMarkets@ipreo.com or 855-288-5995.

All deal data provided by Ipreo's Equity Deals Database, a comprehensive U.S. equities deals database providing quick and accurate deal information.

