

U.S. Equity Capital Markets

Daily Market Update



Thursday, October 12, 2017

Data as of 8:00 AM

Ipreo Daily Market Update

Priced Deals

Week of October 9, 2017

Initial Public Offerings This Week (3)

Issue Date	Issuer	Ticker	Sector	Domicile	Exchange	Bookrunners	Fin. Spons.	Filed Terms		Pricing Statistics				Performance Statistics		
								Last File Range (\$)	Last Offer Amt. (\$M)	Amt. + Over. (\$M)	Offer Price (\$)	Shrs. Offered	% Primary	% Shoe Exer.	Last File/ Offer (%)	Offer/ Curr. (%)
10/11/17	CarGurus, Inc.	CARG	Consumer Services	United States	NASDAQ	GS, ALLEN, RBC	•	13 - 15	131.6	150.4	16.00	9.4	26.6	14.29	-	Above
10/12/17	OrthoPediatrics Corp.	KIDS	Healthcare	United States	NASDAQ	PIPER, STFL	•	12 - 14	52.0	52.0	13.00	4.0	100.0	0.00	-	Within
10/11/17	Restoration Robotics Inc.	HAIR	Healthcare	United States	NASDAQ	NATSEC	•	7 - 9	25.0	25.0	7.00	3.6	100.0	-12.50	-	Within
Total:										227.4				Average:	0.60	-

Follow-On Offerings This Week (4)

Issue Date	Issuer	Ticker	Sector	Domicile	Exchange	Bookrunners	Accel. Deal	Shelf Take.	Filed Terms		Pricing Statistics				Performance Statistics		
									Last File Range (\$)	Last Offer Amt. (\$M)	Amt. + Over. (\$M)	Offer Price (\$)	Shrs. Offered	% Primary	% Shoe Exer.	Last Sale/ Offer (%)	Offer/ Curr. (%)
10/11/17	Micron Technology Inc.	MU	Technology	United States	NASDAQ	JPM	•	•	41.98	1,000.0	1,201.3	41.00	29.3	100.0	-1.47	-	-2.33
10/11/17	Flexion Therapeutics, Inc.	FLXN	Healthcare	United States	NASDAQ	WFC, BMO, RBC	•	•	27.17	108.7	122.4	25.50	4.8	100.0	-2.71	-	-6.15
10/11/17	Protagonist Therapeutics, Inc.	PTGX	Healthcare	United States	NASDAQ	LEERINK, BRCLY, BMO, STFL	•	•	19.81	-	60.0	17.00	3.5	100.0	-14.18	-	-14.18
10/10/17	Eagle Bancorp Montana, Inc.	EBMT	Financials	United States	NASDAQ	DADAVID	•	•	19.15	18.0	19.2	18.25	1.1	100.0	-4.70	3.01	-4.70
Total:										1,402.9					Average:	-5.76	3.01

Block Offerings This Week (0)

Issue Date	Issuer	Ticker	Sector	Domicile	Exchange	Bookrunners	Shelf Take.	Last Price (\$)	Pricing Statistics				Performance Stats	
									Amt. + Over. (\$M)	Offer Price (\$)	Shrs. Offered	% Shoe Exer.	Re-Off. Disc. (%)	Offer/ Curr. (%)
No Blocks have priced this week														

Equity-Related Offerings This Week (0)

Issue Date	Issuer	Ticker	Sector	Domicile	Exchange	Bookrunners	Talk		Pricing Statistics				Maturity
							Coupon (%)	Premium (%)	Amt. + Over. (\$M)	Offer Price (\$)	Coupon (%)	Premium (%)	
No Converts have priced this week													

Ipreso Daily Market Update

The Pipeline

Week of October 9, 2017

Expected Deals This Week and Next (9)

Expected Date	Issuer	Ticker	Type	Sector	Domicile	Exchange	Bookrunners	Filed Terms			Timeline	
								Curr. Amt. Filed (\$M)	Curr. Shrs. Filed (M)	Curr. File Price/Range	Initial File Date	Last Amend. File Date
w/k of 10/16/17	RumbleON, Inc.	RMBL	FO	Technology	United States	NASDAQ	ROTH, MAXIM	23.0	2.0	-	9/1/17	9/27/17
10/11/17	REV Group, Inc.	REVG	FO	Industrials	United States	NYSE	GS, MS, RBAIRD, CS	291.9	10.0	29.19	10/10/17	-
10/12/17	AnaptysBio, Inc.	ANAB	FO	Healthcare	United States	NASDAQ	CS, JEFFER, STFL	211.2	3.0	70.41	10/10/17	10/11/17
10/12/17	OptiNose, Inc.	OPTN	IPO	Healthcare	United States	NASDAQ	JEFFER, PIPER, BMO, RBC	100.0	6.3	15 - 17	9/18/17	10/11/17
10/17/17	Qudian Inc.	QD	IPO	Financials	China	NYSE	MS, CS, CITI, CICC, UBS, STFL, NEEDHAM, NOMURA	768.8	37.5	19 - 22	9/18/17	10/3/17
10/18/17	MongoDB, Inc.	MDB	IPO	Technology	United States	NASDAQ	MS, GS, BRCLY, ALLEN	152.0	8.0	18 - 20	9/21/17	10/6/17
10/18/17	LiveXLive Media, Inc.	LXL	FO	Technology	United States	NYSE	BMO	100.0	7.7	12 - 14	5/11/17	10/6/17
10/19/17	Sea Limited	SE	IPO	Technology	Singapore	NYSE	GS, MS, CS	646.0	49.7	12 - 14	9/22/17	10/6/17
10/19/17	RISE Education Cayman Ltd	REDU	IPO	Consumer Services	China	NASDAQ	MS, CS	143.0	11.0	12 - 14	9/22/17	10/6/17
Total:								2,435.9				

* Bold text indicates a deal was initially filed or amended this week

Amended Filings This Week (4)

Amended Date	Issuer	Ticker	Type	Sector	Domicile	Exchange	Bookrunners	Filed Terms			Timeline	
								Curr. Amt. Filed (\$M)	Curr. Shrs. Filed (M)	Curr. File Price/Range	Initial File Date	Expected Date
10/10/17	Nexa Resources S.A.	NEXA	IPO	Basic Materials	Luxembourg	NYSE	JPM, BMO, MS, CS, BAML, CITI, BNKNVASC, BANCOBRA, CREDCORPCA	604.5	31.0	18 - 21	9/21/17	10/26/17
10/10/17	Evoqua Water Technologies Corp.	AQUA	IPO	Utilities	United States	NYSE	CS, JPM, RBC	100.0	-	-	10/3/17	To be ann.
10/10/17	Dolphin Entertainment, Inc.	DLPN	FO	Consumer Services	United States	NASDAQ	MAXIM, LADENBURG	15.0 ↓	-	-	6/28/17	To be ann.
10/11/17	Immune Pharmaceuticals Inc	IMNP	FO	Healthcare	United States	NASDAQ	MAXIM	-	0.0 ↑	-	9/11/17	To be ann.
Total:								719.5				

Initial Filings This Week (3)

Filing Date	Issuer	Ticker	Type	Sector	Domicile	Exchange	Bookrunners	Filed Terms			Timeline	
								Curr. Amt. Filed (\$M)	Curr. Shrs. Filed (M)	Curr. File Price/Range	Expected Date	
10/10/17	BlueLinx Holdings Inc.	BXC	FO	Consumer Services	United States	NYSE	BTIG	39.7	3.9	10.27	-	To be ann.
10/10/17	Delcath Systems, Inc.	DCTH	FO	Healthcare	United States	OTCBB	OPPEN	17.3	-	-	-	To be ann.
10/11/17	ADMA Biologics, Inc.	ADMA	FO	Healthcare	United States	NASDAQ	RAYMND	28.8	-	3.13	-	To be ann.
Total:								85.7				

Shelf Filings This Week (5)

Filing Date	Issuer	Ticker	Type	Sector	Domicile	Exchange	Type	Filed Terms			
								Curr. Amt. Filed (\$M)	Curr. Shrs. Filed (M)	Curr. File Price/Range	
10/10/17	Digital Realty Trust, Inc.	DLR	FO	REIT	United States	NYSE	Common Stock	732.6	6.1	119.87	
10/10/17	IRSA Propiedades Comerciales SA	IRCP	FO	Financials	Argentina	NASDAQ	Common Stock	608.4	-	58.50	
10/10/17	Prana Biotechnology Ltd.	PRAN	FO	Healthcare	Australia	NASDAQ	Universal	50.0	-	-	
10/11/17	Kandi Technologies Group, Inc.	KNDI	FO	Consumer Goods	China	NASDAQ	Universal	300.0	-	-	
10/11/17	Protagonist Therapeutics, Inc	PTGX	FO	Healthcare	United States	NASDAQ	Universal	200.0	-	-	
Total:								1,891.0			

* Shelf filings over \$50M

Withdrawn or Postponed Deals This Week (2)

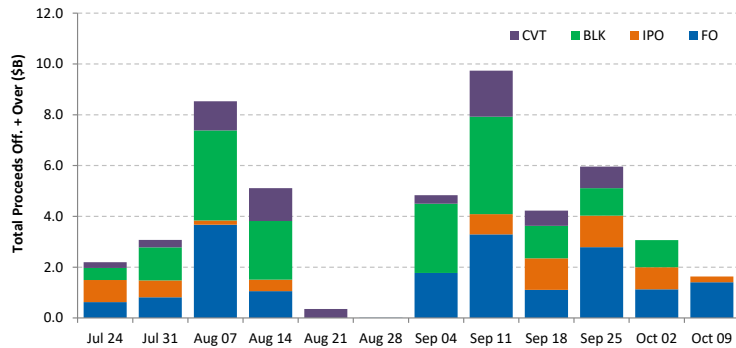
W/P Date	Issuer	Ticker	Type	Sector	Domicile	Exchange	Bookrunners	Filed Terms		
								Curr. Amt. Filed (\$M)	Curr. Shrs. Filed (M)	Reason
10/10/17	IRSA Propiedades Comerciales SA	IRCP	FO	Financials	Argentina	NASDAQ	JPM, CITI, CS, ITAU, BTGPAC	1,584.8 ↑	28.0	Undisclosed
10/10/17	Rimini Street, Inc.	RMNI	IPO	Technology	United States	NASDAQ	UBS, PIPER, JMPSEC	60.0	-	Undisclosed
Total:								1,644.8		

Ipreo Daily Market Update

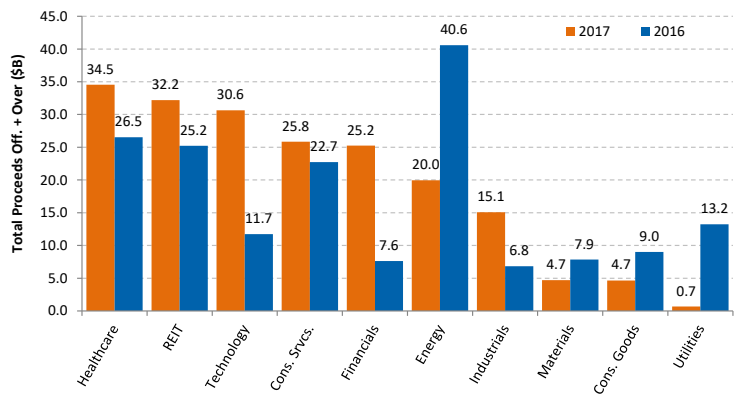
Market Summary

Week of October 9, 2017

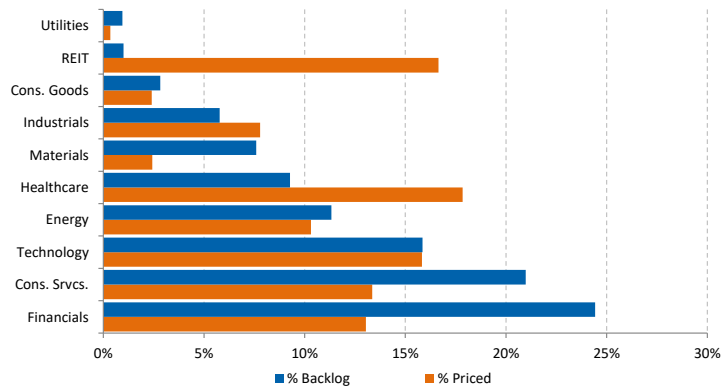
Trailing 12-Week US Proceeds by Deal Type



YoY Total US Issuance by Industry



YTD US Priced vs. Backlog



Market Summary

Major Indices	Last Close	1-Day (%)	1-Week (%)	1-Month (%)	1-Year (%)	YTD (%)
S&P 500	2,555.2	0.18	0.69	2.70	19.59	14.13
Dow Jones	22,872.9	0.18	0.93	3.70	26.17	15.74
NASDAQ	6,603.5	0.25	1.05	2.66	25.86	22.67
Russell 2000	1,506.9	-0.07	-0.06	6.51	22.75	11.04
FTSE 100	7,533.8	-0.06	0.89	1.62	6.55	5.47
DAX	12,970.7	0.17	0.00	3.97	22.63	12.97
Nikkei 225	20,881.3	0.28	1.23	6.83	22.65	9.24
Hang Seng	28,389.6	-0.36	0.04	1.55	20.55	29.04
Brazil Bovespa	76,659.8	-0.31	0.09	3.15	25.63	27.28
Mexico IPC	50,139.7	0.31	-0.84	-0.44	4.43	9.85

S&P 500 Sector Indices

Sector	Last	1-Day	1-Week	1-Month	1-Year	YTD
Materials	363.2	0.06	0.46	4.42	24.47	16.35
Financials	436.8	-0.14	0.93	7.72	34.88	13.01
Consumer Disc.	727.5	0.07	0.33	2.24	16.04	12.30
Consumer Staples	559.1	0.24	0.41	-1.64	4.70	5.13
Energy	506.8	0.24	0.17	6.41	-2.91	-8.61
Healthcare	957.5	0.24	-0.24	-0.22	17.64	20.16
Industrials	610.4	-0.04	-0.13	4.44	23.90	13.45
Information Tech.	1,041.2	0.47	2.11	2.49	30.67	28.87
Telecom	159.9	-0.67	-2.56	6.32	-2.75	-9.48
Utilities	275.2	0.47	1.40	-2.28	15.41	11.50

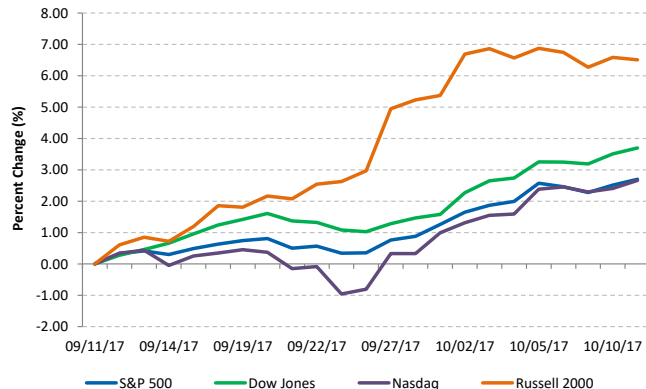
Commodities (NYMEX Front Month Contract)

Commodity	Last	1-Day	1-Week	1-Month	1-Year	YTD
Gold	1,288.9	-0.38	0.95	-4.61	2.63	11.91
Silver	17.1	-0.43	3.06	-5.46	-2.15	7.15
Copper	3.10	1.14	4.61	1.78	41.64	23.55
Crude Oil	51.3	0.75	2.64	8.05	1.00	-4.50
Natural Gas	2.9	-0.07	-1.73	-0.03	-10.75	-21.58
Cotton	0.69	-0.32	-0.10	-7.86	2.37	-2.72
Corn	3.46	-0.93	-0.65	-3.01	0.14	-1.70
Sugar	0.14	0.92	0.35	1.49	-38.60	-26.70
Wheat	4.33	-0.46	-1.98	-1.03	6.38	6.19

Major Currencies

Currency	USD	EUR	GBP	JPY	CAD	AUD
USD	1.000	0.844	0.757	112.415	1.247	1.279
EUR	1.185	1.000	0.897	133.247	1.478	1.516
GBP	1.322	1.115	1.000	148.590	1.648	1.691
JPY	0.009	0.008	0.007	1.000	0.011	0.011
CAD	0.802	0.677	0.607	90.183	1.000	1.026
AUD	0.782	0.660	0.592	0.975	0.975	1.000

Major US Indices 1-Month Trailing



Econ Calendar

Monday, October 9, 2017			
Indicator	Period	Expectation	Result
No Releases Scheduled			

Tuesday, October 10, 2017			
Indicator	Period	Expectation	Result
NFIB Small Business Optimism	Sep	NA	103.0

Wednesday, October 11, 2017			
Indicator	Period	Expectation	Result
MBA Mortgage Applications Index	10/7	NA	-2.10%
JOLTS - Job Openings	Aug	NA	6.08M

Thursday, October 12, 2017			
Indicator	Period	Expectation	Result
PPI	Sep	0.4%	
Core PPI	Sep	0.2%	
Initial Claims	10/7	255K	
Continuing Claims	9/30	NA	
Natural Gas Inventories	10/7	Na	
Treasury Budget	Sep	NA	
Crude Inventories	10/7	N/A	

Friday, October 13, 2017			
Indicator	Period	Expectation	Result
Retail Sales	Sep	1.5%	
Retail Sales ex-auto	Sep	0.8%	
CPI	Sep	0.6%	
Core CPI	Sep	0.2%	
Mich Sentiment - Prel	Oct	95.6	
Business Inventories	Aug	0.7%	

Source: Briefing.com

About Ipreo Analytics

Ipreo Capital Markets Services is an outsourced consultative service that serves as an extension of your team, focused on providing research, intelligence and data on the capital markets. If you have any questions, please contact Ipreo Capital Markets at CapitalMarkets@ipreo.com or 855-288-5995.

All deal data provided by Ipreo's Equity Deals Database, a comprehensive U.S. equities deals database providing quick and accurate deal information.

