

# U.S. Equity Capital Markets

## Daily Market Update



Monday, October 23, 2017

Data as of 8:00 AM

# Ipreo Daily Market Update

## Priced Deals

Week of October 23, 2017

### Initial Public Offerings This Week (0)

Issue Date	Issuer	Ticker	Sector	Domicile	Exchange	Bookrunners	Fin. Spons.	Filed Terms		Pricing Statistics				Performance Statistics		
								Last File Range (\$)	Last Offer Amt. (\$M)	Amt. + Over. (\$M)	Offer Price (\$)	Shrs. Offered	% Primary	Shoe Exer.	Last File/ Offer (%)	Offer/ Curr. (%)

No IPOs have priced so far this week

### Follow-On Offerings This Week (0)

Issue Date	Issuer	Ticker	Sector	Domicile	Exchange	Bookrunners	Accel. Deal	Shelf Take.	Filed Terms		Pricing Statistics				Performance Statistics		
									Last File Range (\$)	Last Offer Amt. (\$M)	Amt. + Over. (\$M)	Offer Price (\$)	Shrs. Offered	% Primary	Shoe Exer.	Last Sale/ Offer (%)	Offer/ Curr. (%)

No Follow-Ons have priced so far this week

### Block Offerings This Week (0)

Issue Date	Issuer	Ticker	Sector	Domicile	Exchange	Bookrunners	Shelf Take.	Last Price (\$)	Pricing Statistics				Performance Stats	
									Amt. + Over. (\$M)	Offer Price (\$)	Shrs. Offered	% Primary	Shoe Exer.	Re-Off. (%)

No Blocks have priced this week

### Equity-Related Offerings This Week (0)

Issue Date	Issuer	Ticker	Sector	Domicile	Exchange	Bookrunners	Talk		Pricing Statistics				
							Coupon (%)	Premium (%)	Amt. + Over. (\$M)	Offer Price (\$)	Coupon (%)	Premium (%)	Shoe Exer.

No Converts have priced this week

# Ipreo Daily Market Update

## The Pipeline

Week of October 23, 2017

### Expected Deals This Week and Next (11)

Expected Date	Issuer	Ticker	Type	Sector	Domicile	Exchange	Bookrunners	Filed Terms			Timeline	
								Curr. Amt. Filed (\$M)	Curr. Shrs. Filed (M)	Curr. File Price/Range	Initial File Date	Last Amend. File Date
w/k of 10/23/17	CM Seven Star Acquisition Corp	CMSSU	IPO	Blank Check	Hong Kong	NASDAQ	EARLYBD	150.0	15.0	10.00	9/18/17	-
w/k of 10/23/17	Merchants Bancorp	MBIN	IPO	Financials	United States	NASDAQ	SANDLER, STEPHENS, RAYMND	100.0	5.6	17 - 19	9/25/17	10/16/17
10/23/17	LiveXLive Media, Inc.	LXL	FO	Technology	United States	NYSE	BMO	100.0	7.7	12 - 14	5/11/17	10/6/17
10/24/17	Ablynx NV	ABLX	FO	Healthcare	Belgium	NASDAQ	BAML, JPM, JEFFER	150.0	7.9	-	10/2/17	10/20/17
10/24/17	Sachem Capital Corp.	SACH	FO	REIT	United States	NYSE MKT	FBR, GUNNAR	15.0	-	4.35	6/23/17	10/19/17
10/25/17	BP Midstream Partners LP	BPMP	IPO	Energy	United States	NYSE	CITI, GS, MS, BRCLY, CS, JPM, UBS	850.0	42.5	19 - 21	9/8/17	10/16/17
10/25/17	National Vision Holdings, Inc.	EYE	IPO	Consumer Services	United States	NASDAQ	BAML, GS, CITI, KKR, MS, JEFFER, UBS, WFC	300.2	15.8	18 - 20	9/29/17	10/16/17
10/26/17	Nexa Resources S.A.	NEXA	IPO	Basic Materials	Luxembourg	NYSE	JPM, BMO, MS, CS, BAML, CITI, BNKNVASC, BANCOBRA, CREDCORPCA	604.5	31.0	18 - 21	9/21/17	10/10/17
10/26/17	ForeScout Technologies, Inc.	FSCT	IPO	Technology	United States	NASDAQ	MS, JPM, CITI, BAML, UBS	100.8	4.8	20 - 22	10/2/17	10/16/17
10/31/17	Loma Negra Compania Industrial Argentina S.A.	LOMA	IPO	Industrials	Argentina	NYSE	BANCOBRA, CITI, HSBC, ITAU, BAML, MS	853.4	50.2	15 - 19	9/5/17	10/12/17
11/01/17	Evoqua Water Technologies Corp.	AQUA	IPO	Utilities	United States	NYSE	CS, JPM, RBC, CITI, GS	500.0	27.8	17 - 19	10/3/17	10/18/17
<b>Total:</b>								<b>3,723.9</b>				

### Amended Filings This Week (2)

Amended Date	Issuer	Ticker	Type	Sector	Domicile	Exchange	Bookrunners	Filed Terms			Timeline	
								Curr. Amt. Filed (\$M)	Curr. Shrs. Filed (M)	Curr. File Price/Range	Initial File Date	Expected Date
10/23/17	Funko, Inc.	FNKO	IPO	Consumer Goods	United States	NASDAQ	GS, JPM, BAML, PIPER, JEFFER	200.0	13.3	14 - 16	10/6/17	To be ann.
10/23/17	Aquantia Corp.	AQ	IPO	Technology	United States	NYSE	MS, BRCLY, DB	75.0	6.8	10 - 12	10/6/17	To be ann.
<b>Total:</b>								<b>275.0</b>				

### Initial Filings This Week (0)

Filing Date	Issuer	Ticker	Type	Sector	Domicile	Exchange	Bookrunners	Filed Terms			Timeline
								Curr. Amt. Filed (\$M)	Curr. Shrs. Filed (M)	Curr. File Price/Range	Expected Date
No Initial Filings this week											

### Shelf Filings This Week (0)

Filing Date	Issuer	Ticker	Type	Sector	Domicile	Exchange	Type	Filed Terms		
								Curr. Amt. Filed (\$M)	Curr. Shrs. Filed (M)	Curr. File Price/Range
No Shelf Filings this week										

### Withdrawn or Postponed Deals This Week (0)

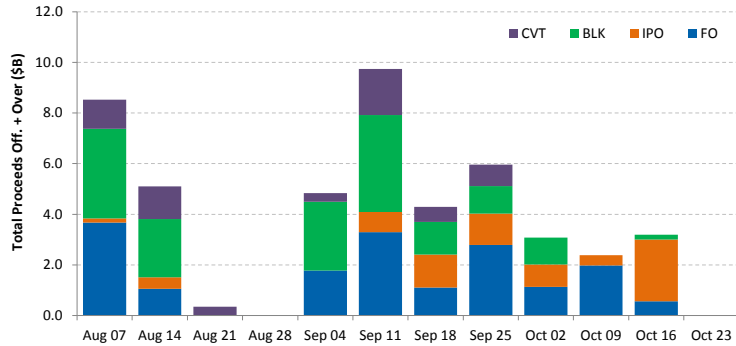
W/P Date	Issuer	Ticker	Type	Sector	Domicile	Exchange	Bookrunners	Filed Terms		
								Curr. Amt. Filed (\$M)	Curr. Shrs. Filed (M)	Reason
No Withdrawn or Postponed deals this week										

# Ipreo Daily Market Update

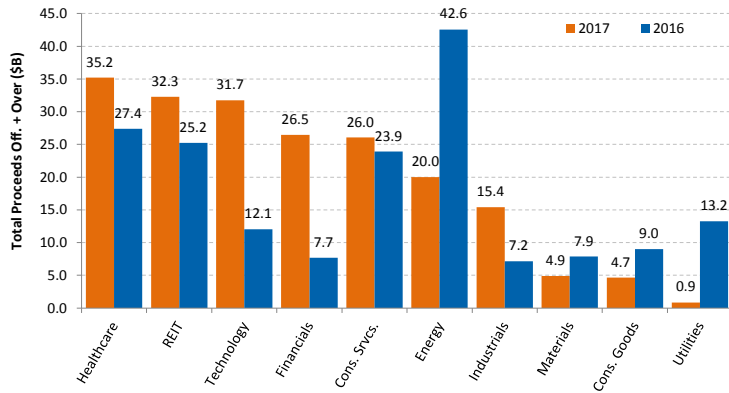
## Market Summary

Week of October 23, 2017

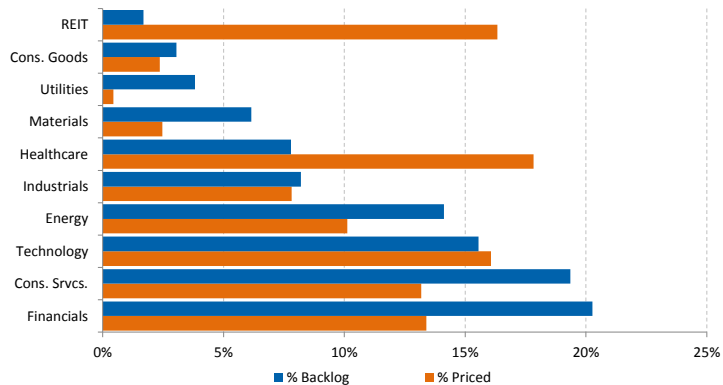
Trailing 12-Week US Proceeds by Deal Type



YoY Total US Issuance by Industry



YTD US Priced vs. Backlog



Market Summary

Major Indices	Last Close	1-Day (%)	1-Week (%)	1-Month (%)	1-Year (%)	YTD (%)
S&P 500	2,575.2	0.51	0.86	2.67	20.26	15.02
Dow Jones	23,328.6	0.71	2.00	4.09	28.45	18.04
NASDAQ	6,629.1	0.36	0.35	2.68	26.46	23.15
Russell 2000	1,509.2	0.48	0.44	4.42	23.73	11.21
FTSE 100	7,523.2	0.00	-0.16	3.46	7.06	5.33
DAX	12,991.3	0.01	0.00	3.36	21.40	13.15
Nikkei 225	21,457.6	0.04	1.43	5.65	24.50	12.26
Hang Seng	28,487.2	1.17	0.04	1.28	21.87	29.48
Brazil Bovespa	76,390.5	0.14	-0.78	0.51	19.66	26.84
Mexico IPC	49,988.7	-0.02	0.01	-0.75	3.55	9.52

S&P 500 Sector Indices

S&P 500 Sector Indices	Last Close	1-Day (%)	1-Week (%)	1-Month (%)	1-Year (%)	YTD (%)
Materials	368.0	0.88	0.64	3.14	24.47	17.87
Financials	442.0	1.16	1.97	4.77	35.52	14.36
Consumer Disc.	727.0	0.21	0.16	1.92	15.89	12.23
Consumer Staples	555.2	-0.20	-1.23	-1.30	4.31	4.40
Energy	502.3	0.27	-0.45	1.44	-3.49	-9.42
Healthcare	970.4	0.11	1.82	2.20	19.42	21.77
Industrials	620.0	1.07	1.30	3.42	25.65	15.22
Information Tech.	1,057.3	0.68	0.97	4.32	32.60	30.86
Telecom	154.8	0.21	1.07	-3.70	-4.84	-12.37
Utilities	278.3	0.13	1.40	2.15	13.53	12.76

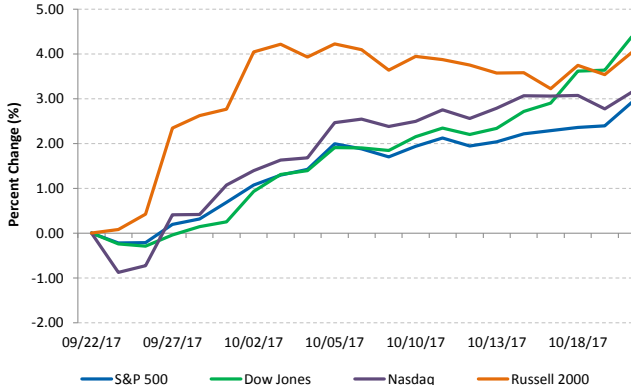
Commodities (NYMEX Front Month Contract)

Commodities	Last Close	1-Day (%)	1-Week (%)	1-Month (%)	1-Year (%)	YTD (%)
Gold	1,280.5	-0.74	-1.85	-2.73	1.03	11.18
Silver	17.1	-1.03	-1.91	-1.48	-2.68	6.81
Copper	3.17	-0.06	1.02	6.62	51.03	26.34
Crude Oil	51.8	0.64	0.76	2.27	2.39	-3.50
Natural Gas	2.9	1.46	-2.83	-5.79	-7.20	-20.87
Cotton	0.67	-0.64	-2.54	-3.42	-4.18	-5.34
Corn	3.45	-1.29	-2.34	-1.57	-1.85	-2.13
Sugar	0.14	-0.92	-2.85	-4.76	-38.11	-28.24
Wheat	4.26	-1.56	-3.07	-5.28	2.16	4.41

Major Currencies

Major Currencies	USD	EUR	GBP	JPY	CAD	AUD
USD	1.000	0.852	0.759	113.940	1.264	1.281
EUR	1.174	1.000	0.891	133.753	1.483	1.504
GBP	1.317	1.122	1.000	150.065	1.664	1.687
JPY	0.009	0.007	0.007	1.000	0.011	0.011
CAD	0.791	0.674	0.601	90.172	1.000	1.014
AUD	0.781	0.665	0.593	0.986	0.986	1.000

Major US Indices 1-Month Trailing



Econ Calendar

Monday, October 23, 2017			
Indicator	Period	Expectation	Result
No Releases Scheduled			

Tuesday, October 24, 2017			
Indicator	Period	Expectation	Result
No Releases Scheduled			

Wednesday, October 25, 2017			
Indicator	Period	Expectation	Result
MBA Mortgage Apps. Index	10/21	NA	
Durable Orders	Sep	1.3%	
Durable Goods - ex trans.	Sep	0.5%	
FHFA Housing Price Index	Aug	0.4%	
New Home Sales	Sep	555K	
Crude Inventories	10/21	NA	

Thursday, October 26, 2017			
Indicator	Period	Expectation	Result
Initial Claims	10/21	235K	
Continuing Claims	10/14	NA	
Pending Home Sales	Sep	NA	
Natural Gas Inventories	10/21	NA	

Friday, October 27, 2017			
Indicator	Period	Expectation	Result
GDP-Adv.	Q3	2.4%	
Chain Deflator-Adv.	Q3	1.8%	
Michigan Sentiment - Final	Oct	101	

Source: Briefing.com

### About Ipreo Analytics

Ipreo Capital Markets Services is an outsourced consultative service that serves as an extension of your team, focused on providing research, intelligence and data on the capital markets. If you have any questions, please contact Ipreo Capital Markets at [CapitalMarkets@ipreo.com](mailto:CapitalMarkets@ipreo.com) or 855-288-5995.

All deal data provided by Ipreo's Equity Deals Database, a comprehensive U.S. equities deals database providing quick and accurate deal information.

