

U.S. Equity Capital Markets

Daily Market Update



Tuesday, October 24, 2017

Data as of 8:00 AM

Ipreo Daily Market Update

Priced Deals

Week of October 23, 2017

Initial Public Offerings This Week (0)

Issue Date	Issuer	Ticker	Sector	Domicile	Exchange	Bookrunners	Fin. Spons.	Filed Terms		Pricing Statistics				Performance Statistics		
								Last File Range (\$)	Last Offer Amt. (\$M)	Amt. + Over. (\$M)	Offer Price (\$)	Shrs. Offered	% Primary	Shoe Exer.	Last File/ Offer (%)	Offer/ Curr. (%)

No IPOs have priced so far this week

Follow-On Offerings This Week (0)

Issue Date	Issuer	Ticker	Sector	Domicile	Exchange	Bookrunners	Accel. Deal	Shelf Take.	Filed Terms		Pricing Statistics				Performance Statistics		
									Last File Range (\$)	Last Offer Amt. (\$M)	Amt. + Over. (\$M)	Offer Price (\$)	Shrs. Offered	% Primary	Shoe Exer.	Last Sale/ Offer (%)	Offer/ Curr. (%)

No Follow-Ons have priced so far this week

Block Offerings This Week (0)

Issue Date	Issuer	Ticker	Sector	Domicile	Exchange	Bookrunners	Shelf Take.	Last Price (\$)	Pricing Statistics				Performance Stats	
									Amt. + Over. (\$M)	Offer Price (\$)	Shrs. Offered	% Primary	Shoe Exer.	Re-Off. (%)

No Blocks have priced this week

Equity-Related Offerings This Week (0)

Issue Date	Issuer	Ticker	Sector	Domicile	Exchange	Bookrunners	Talk		Pricing Statistics				
							Coupon (%)	Premium (%)	Amt. + Over. (\$M)	Offer Price (\$)	Coupon (%)	Premium (%)	Shoe Exer.

No Converts have priced this week

Ipreso Daily Market Update

The Pipeline

Week of October 23, 2017

Expected Deals This Week and Next (19)

Expected Date	Issuer	Ticker	Type	Sector	Domicile	Exchange	Bookrunners	Filed Terms			Timeline	
								Curr. Amt. Filed (\$M)	Curr. Shrs. Filed (M)	Curr. File Price/Range	Initial File Date	Last Amend. File Date
w/k of 10/23/17	CM Seven Star Acquisition Corp	CMSSU	IPO	Blank Check	Hong Kong	NASDAQ	EARLYBD	150.0	15.0	10.00	9/18/17	-
w/k of 10/23/17	Merchants Bancorp	MBIN	IPO	Financials	United States	NASDAQ	SANDLER, STEPHENS, RAYMND	100.0	5.6	17 - 19	9/25/17	10/16/17
10/23/17	First Republic Bank	FRC	BLK	Financials	United States	NYSE	BAML, GS, JPM, MS, UBS	198.5	2.0	99.26	10/23/17	-
10/23/17	LiveXLive Media, Inc.	LXL	FO	Technology	United States	NYSE	BMO	100.0	7.7	12 - 14	5/11/17	10/6/17
10/23/17	Corbus Pharmaceuticals Holdings Inc.	CRBP	FO	Healthcare	United States	NASDAQ	CFCO	-	-	7.40	10/23/17	-
10/24/17	Abylnx NV	ABLX	FO	Healthcare	Belgium	NASDAQ	BAML, JPM, JEFFER	150.0	7.9	-	10/2/17	10/20/17
10/24/17	uniQure N.V.	QURE	FO	Healthcare	Netherlands	NASDAQ	LEERINK, EVERCORE	92.6	5.0	18.52	10/23/17	-
10/24/17	Immune Design Corp.	IMDZ	FO	Healthcare	United States	NASDAQ	LEERINK, COWEN, RBC	83.2	16.0	5.20	10/23/17	-
10/24/17	Sachem Capital Corp.	SACH	FO	REIT	United States	NYSE MKT	FBR, GUNNAR	15.0	-	4.35	6/23/17	10/19/17
10/25/17	BP Midstream Partners LP	BPMP	IPO	Energy	United States	NYSE	CITI, GS, MS, BRCLY, CS, JPM, UBS	850.0	42.5	19 - 21	9/8/17	10/16/17
10/25/17	National Vision Holdings, Inc.	EYE	IPO	Consumer Services	United States	NASDAQ	BAML, GS, CITI, KKR, MS, JEFFER, UBS, WFC	300.2	15.8	18 - 20	9/29/17	10/16/17
10/26/17	Nexa Resources S.A.	NEXA	IPO	Basic Materials	Luxembourg	NYSE	JPM, BMO, MS, CS, BAML, CITI, BNKNVASC, BANCOBRA, CREDCORPCA	604.5	31.0	18 - 21	9/21/17	10/10/17
10/26/17	ForeScout Technologies, Inc.	FSCT	IPO	Technology	United States	NASDAQ	MS, JPM, CITI, BAML, UBS	100.8	4.8	20 - 22	10/2/17	10/16/17
10/31/17	Loma Negra Compania Industrial Argentina S.A.	LOMA	IPO	Industrials	Argentina	NYSE	BANCOBRA, CITI, HSBC, ITAU, BAML, MS	853.4	50.2	15 - 19	9/5/17	10/12/17
11/01/17	Evoqua Water Technologies Corp.	AQUA	IPO	Utilities	United States	NYSE	CS, JPM, RBC, CITI, GS	500.0	27.8	17 - 19	10/3/17	10/18/17
11/01/17	Funko, Inc.	FNKO	IPO	Consumer Goods	United States	NASDAQ	GS, JPM, BAML, PIPER, JEFFER	200.0	13.3	14 - 16	10/6/17	10/23/17
11/01/17	Altair Engineering Inc.	ALTR	IPO	Technology	United States	NASDAQ	JPM, RBC, DB, WBLAIR, CANACC	144.0	12.0	11 - 13	9/29/17	10/19/17
11/01/17	Spero Therapeutics, Inc.	SPRO	IPO	Healthcare	United States	NASDAQ	BAML, COWEN, STFL	75.0	5.0	14 - 16	10/6/17	10/23/17
11/02/17	Aquantia Corp.	AQ	IPO	Technology	United States	NYSE	MS, BRCLY, DB	75.0	6.8	10 - 12	10/6/17	10/23/17
Total:								4,592.2				

* Bold text indicates a deal was initially filed or amended this week

Amended Filings This Week (1)

Amended Date	Issuer	Ticker	Type	Sector	Domicile	Exchange	Bookrunners	Filed Terms			Timeline	
								Curr. Amt. Filed (\$M)	Curr. Shrs. Filed (M)	Curr. File Price/Range	Initial File Date	Expected Date
10/23/17	Allena Pharmaceuticals, Inc	ALNA	IPO	Healthcare	United States	NASDAQ	CS, JEFFER, COWEN	80.0	5.3	14 - 16	10/6/17	To be ann.
Total:								80.0				

Initial Filings This Week (5)

Filing Date	Issuer	Ticker	Type	Sector	Domicile	Exchange	Bookrunners	Filed Terms			Timeline	
								Curr. Amt. Filed (\$M)	Curr. Shrs. Filed (M)	Curr. File Price/Range	Expected Date	
10/23/17	Camping World Holdings, Inc.	CWH	FO	Consumer Services	United States	NYSE	GS, JPM, BAML, CS	287.0	6.7	42.83	-	To be ann.
10/23/17	Bluegreen Vacations Corporation	BXG	IPO	Consumer Services	United States	NYSE	STFL, CS	100.0	-	-	-	To be ann.
10/23/17	scPharmaceuticals Inc.	SCPH	IPO	Healthcare	United States	NASDAQ	JEFFER, LEERINK, BMO	100.0	-	-	-	To be ann.
10/23/17	Newmark Group, Inc.	NMRK	IPO	Financials	United States	NASDAQ	GS, BAML, CITI, CFCO	100.0	-	-	-	To be ann.
10/23/17	CURO Group Holdings Corp.	CURO	IPO	Financials	United States	NYSE	CS, JEFFER, STEPHENS	100.0	-	-	-	To be ann.
Total:								687.0				

Shelf Filings This Week (0)

Filing Date	Issuer	Ticker	Type	Sector	Domicile	Exchange	Type	Filed Terms		
								Curr. Amt. Filed (\$M)	Curr. Shrs. Filed (M)	Curr. File Price/Range
No Shelf Filings this week										

Withdrawn or Postponed Deals This Week (0)

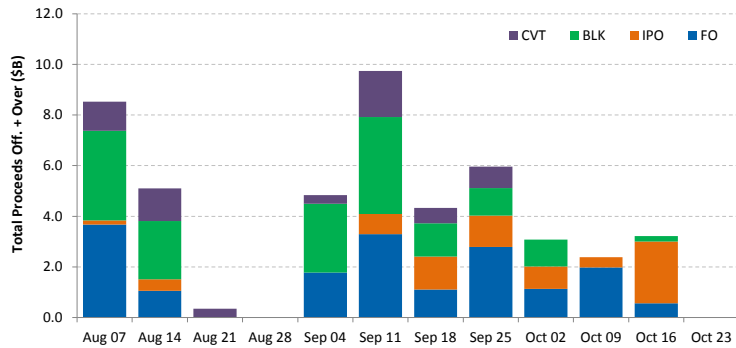
W/P Date	Issuer	Ticker	Type	Sector	Domicile	Exchange	Bookrunners	Filed Terms		
								Curr. Amt. Filed (\$M)	Curr. Shrs. Filed (M)	Reason
No Withdrawn or Postponed deals this week										

Ipreo Daily Market Update

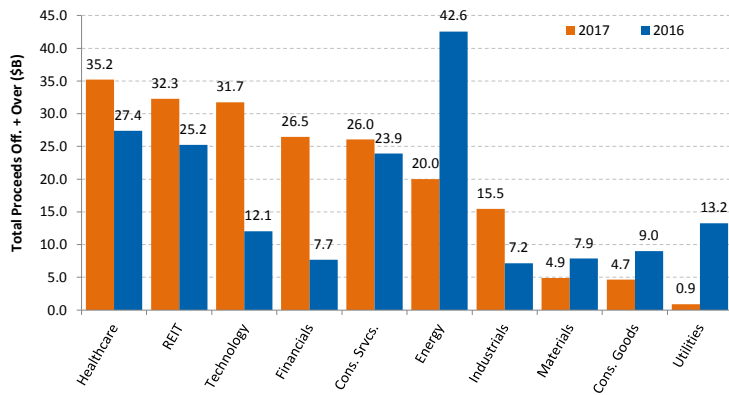
Market Summary

Week of October 23, 2017

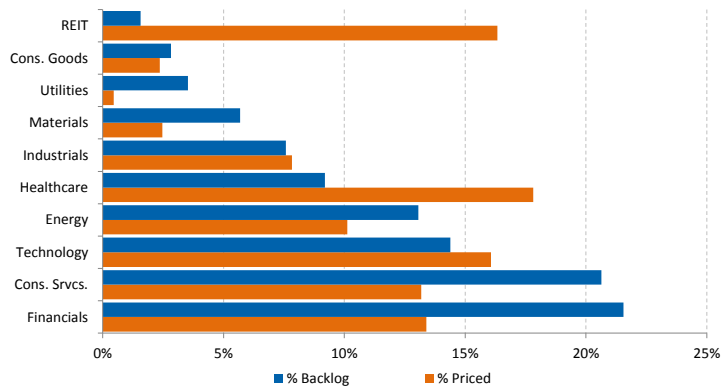
Trailing 12-Week US Proceeds by Deal Type



YoY Total US Issuance by Industry



YTD US Priced vs. Backlog



Market Summary

Major Indices	Last Close	1-Day (%)	1-Week (%)	1-Month (%)	1-Year (%)	YTD (%)
S&P 500	2,565.0	-0.40	0.29	2.51	19.79	14.57
Dow Jones	23,274.0	-0.23	1.38	4.14	28.26	17.77
NASDAQ	6,586.8	-0.64	-0.56	2.49	25.29	22.36
Russell 2000	1,497.5	-0.78	-0.35	3.22	22.94	10.34
FTSE 100	7,524.5	0.02	-0.03	2.92	7.18	5.34
DAX	13,003.1	0.09	0.00	3.26	21.40	13.26
Nikkei 225	21,696.7	1.11	2.08	6.90	26.26	13.51
Hang Seng	28,305.9	-0.64	-1.35	1.53	21.10	28.66
Brazil Bovespa	75,413.1	-1.28	-1.92	0.03	17.63	25.21
Mexico IPC	49,548.1	-0.88	-0.35	-1.52	2.33	8.56

S&P 500 Sector Indices

Sector	Last Close	1-Day (%)	1-Week (%)	1-Month (%)	1-Year (%)	YTD (%)
Materials	367.2	-0.20	0.54	3.48	24.35	17.63
Financials	441.4	-0.14	1.18	4.43	35.32	14.20
Consumer Disc.	722.0	-0.69	-0.71	1.24	14.21	11.45
Consumer Staples	554.6	-0.11	-1.38	-0.21	3.67	4.28
Energy	499.3	-0.59	-1.24	0.38	-3.39	-9.95
Healthcare	967.9	-0.26	1.94	2.42	20.16	21.45
Industrials	615.0	-0.81	0.31	1.97	24.84	14.29
Information Tech.	1,053.0	-0.40	0.20	4.45	31.31	30.33
Telecom	153.3	-0.96	-0.67	-5.15	-3.51	-13.22
Utilities	278.5	0.05	1.63	3.04	14.20	12.82

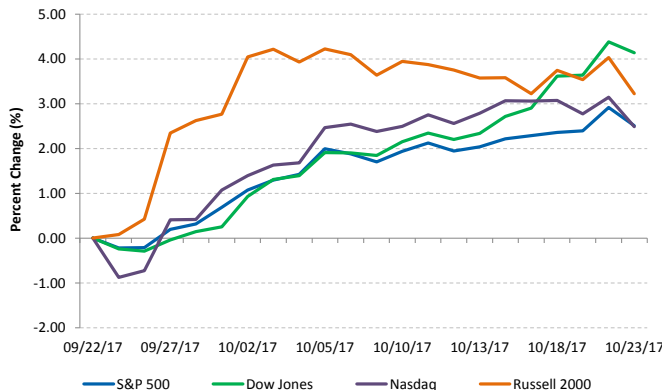
Commodities (NYMEX Front Month Contract)

Commodity	Last Close	1-Day (%)	1-Week (%)	1-Month (%)	1-Year (%)	YTD (%)
Gold	1,280.9	0.03	-1.70	-1.28	1.04	11.22
Silver	17.1	-0.02	-1.69	0.54	-2.39	6.79
Copper	3.19	0.71	-1.57	8.27	52.65	27.24
Crude Oil	51.9	0.12	0.06	2.45	2.06	-3.39
Natural Gas	3.0	2.61	1.53	1.08	-0.07	-18.81
Cotton	0.70	4.25	3.24	1.84	0.94	-1.32
Corn	3.51	1.96	0.21	-0.64	-0.35	-0.21
Sugar	0.14	-0.86	-2.12	-5.19	-38.88	-28.86
Wheat	4.37	2.52	0.06	-2.84	5.37	7.05

Major Currencies

Currency	USD	EUR	GBP	JPY	CAD	AUD
USD	1.000	0.850	0.759	113.655	1.266	1.286
EUR	1.176	1.000	0.892	133.676	1.489	1.512
GBP	1.318	1.121	1.000	149.797	1.669	1.694
JPY	0.009	0.007	0.007	1.000	0.011	0.011
CAD	0.790	0.671	0.599	89.755	1.000	1.015
AUD	0.778	0.661	0.590	0.985	0.985	1.000

Major US Indices 1-Month Trailing



Econ Calendar

Monday, October 23, 2017			
Indicator	Period	Expectation	Result
No Releases Scheduled			
Tuesday, October 24, 2017			
Indicator	Period	Expectation	Result
No Releases Scheduled			
Wednesday, October 25, 2017			
Indicator	Period	Expectation	Result
MBA Mortgage Apps. Index	10/21	NA	
Durable Orders	Sep	1.3%	
Durable Goods—ex trans.	Sep	0.5%	
FHFA Housing Price Index	Aug	0.4%	
New Home Sales	Sep	555K	
Crude Inventories	10/21	NA	
Thursday, October 26, 2017			
Indicator	Period	Expectation	Result
Initial Claims	10/21	235K	
Continuing Claims	10/14	NA	
Pending Home Sales	Sep	NA	
Natural Gas Inventories	10/21	NA	
Friday, October 27, 2017			
Indicator	Period	Expectation	Result
GDP-Adv.	Q3	2.4%	
Chain Deflator-Adv.	Q3	1.8%	
Michigan Sentiment - Final	Oct	101	

Source: Briefing.com

About Ipreo Analytics

Ipreo Capital Markets Services is an outsourced consultative service that serves as an extension of your team, focused on providing research, intelligence and data on the capital markets. If you have any questions, please contact Ipreo Capital Markets at CapitalMarkets@ipreo.com or 855-288-5995.

All deal data provided by Ipreo's Equity Deals Database, a comprehensive U.S. equities deals database providing quick and accurate deal information.

